


N653P202021

N653P202022

MONTAGEANLEITUNG



Freundliche Erinnerung:

1. Dieses Produkt ist in 2 Kartons verpackt. Bitte bauen Sie nach Erhalt aller Kartons zusammen.
2. Da alle Kissen vakuumkomprimiert sind, können einige Falten entstehen. Bitte warten Sie 72 Stunden, bis Ihr Kissen wieder seine ursprüngliche Größe erreicht hat und die Falten fast verschwunden sein sollten.
3. Öffnen Sie die komprimierte Verpackung erst, wenn das Sofagestell vollständig montiert ist.



[DE]

Warnung: Lesen Sie die Anleitung vor dem Zusammenbau bitte vollständig durch. Überprüfen Sie, ob Sie alle auf den Seiten aufgeführten Komponenten und Werkzeuge haben.

Warnung: Überprüfen Sie regelmäßig alle Beschläge und Befestigungen, um sicherzustellen, dass sie sicher sind und um Unfälle zu vermeiden.

Warnung: Stellen Sie Möbel nicht in die Nähe von Feuerquellen oder heißen Gegenständen, um Brandgefahr zu vermeiden.

Warnung: Erlauben Sie Kindern nicht, auf die Möbel zu klettern, da dies zum Umkippen und zu schweren Verletzungen führen kann. Bauen Sie die Möbel außerhalb der Reichweite von Kindern zusammen.

[EN]

Warning: Please read instructions fully before starting assembly. Check you have all the components and tools listed on pages.

Warning: Regularly check all fittings and fastenings to ensure they are secure and to prevent accidents.

Warning: Do not place furniture close to fire sources or high-temperature objects to avoid the risk of fire.

Warning: Do not allow children to climb on the furniture as this may result in tipping and serious personal injury. Assemble the furniture away from the reach of children.

[FR]

Avertissement : Veuillez lire entièrement les instructions avant de commencer l'assemblage. Vérifiez que vous disposez de tous les composants et outils répertoriés sur les pages.

Avertissement : Vérifiez régulièrement tous les accessoires et fixations pour vous assurer qu'ils sont bien fixés et pour éviter les accidents.

Avertissement : Ne placez pas les meubles à proximité de sources de feu ou d'objets à haute température pour éviter tout risque d'incendie.

Avertissement : Ne laissez pas les enfants grimper sur les meubles car cela pourrait entraîner un basculement et des blessures graves. Assemblez les meubles hors de portée des enfants.

[IT]

Attenzione: leggere attentamente le istruzioni prima di iniziare il montaggio. Verificare di avere tutti i componenti e gli utensili elencati nelle pagine.

Attenzione: controllare regolarmente tutti i raccordi e gli elementi di fissaggio per assicurarsi che siano sicuri e prevenire incidenti.

Attenzione: non posizionare i mobili vicino a fonti di fuoco o oggetti ad alta temperatura per evitare il rischio di incendio.

Attenzione: non consentire ai bambini di arrampicarsi sui mobili poiché ciò potrebbe causare ribaltamenti e gravi lesioni personali. Montare i mobili lontano dalla portata dei bambini.

[ES]

Advertencia: Lea las instrucciones completamente antes de comenzar el montaje. Compruebe que tiene todos los componentes y herramientas que se enumeran en las páginas.

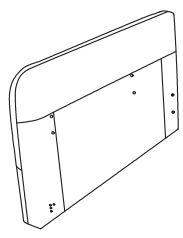
Advertencia: Compruebe periódicamente todos los accesorios y sujeciones para asegurarse de que estén seguros y evitar accidentes.

Advertencia: No coloque los muebles cerca de fuentes de fuego u objetos a alta temperatura para evitar el riesgo de incendio.

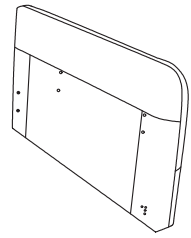
Advertencia: No permita que los niños se suban a los muebles, ya que esto puede provocar que vuelquen y lesiones personales graves. Monte los muebles fuera del alcance de los niños.

N653P202021

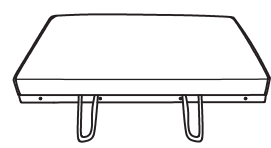
A x 1



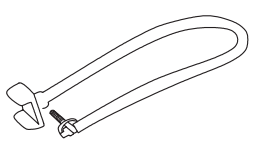
B x 1



C x 1

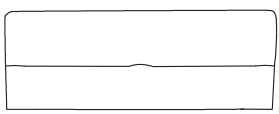


D x 1

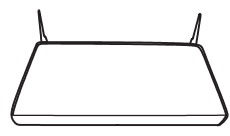


N653P202022

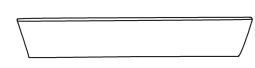
E x 1




F x 1




G x 1



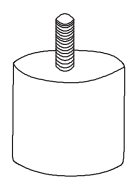
H x 1



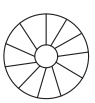
I x 2



J x 4



K x 4



L x 1



① x 4



② x 4



③ x 24



M5X20mm

④ x 4



⑤ x 4

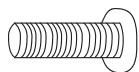


⑥ x 16



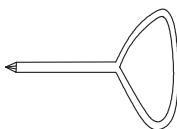
M6X15mm

⑦ x 4

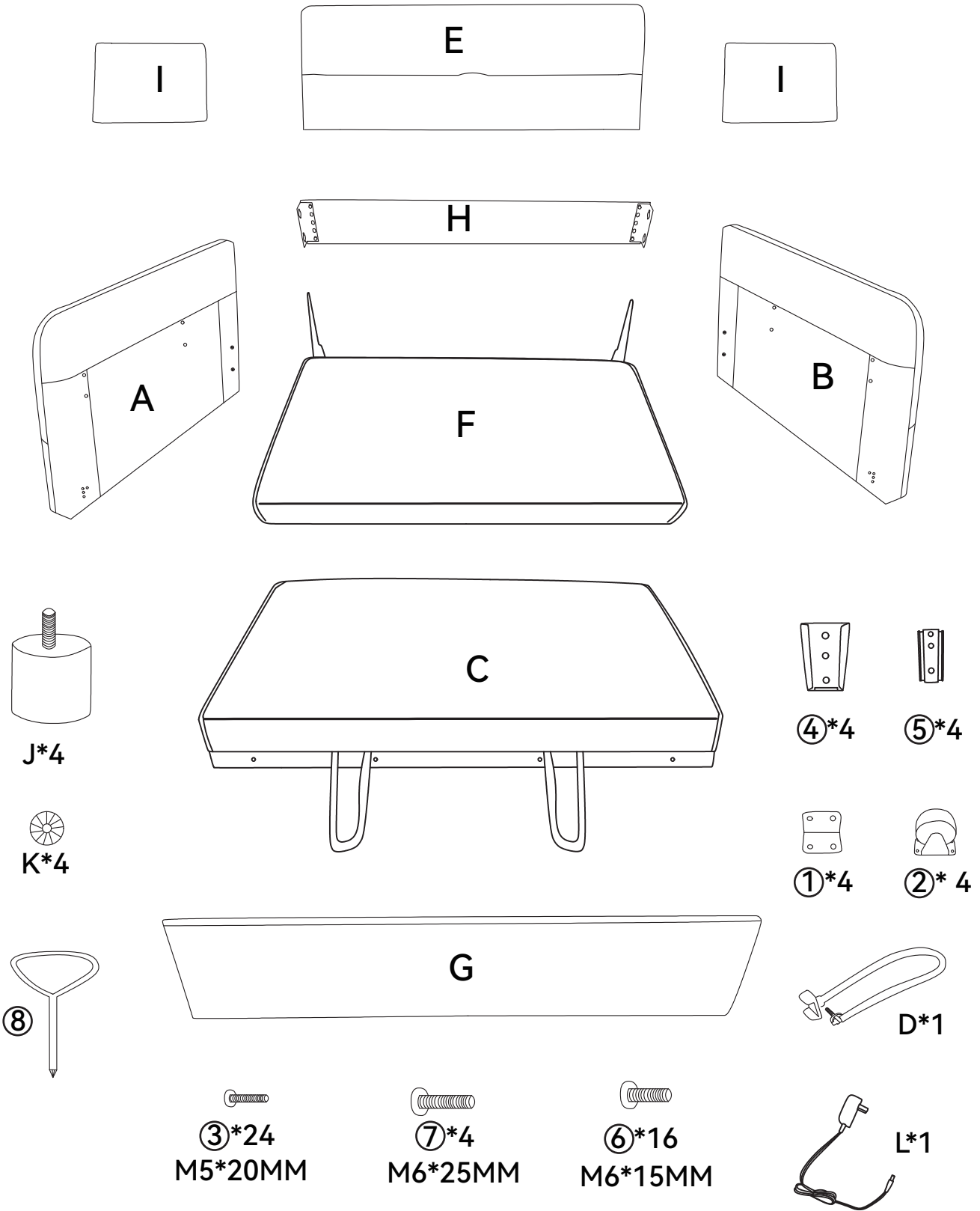


M6X25mm

⑧ x 1



Alle Teile und Hardware



① x 4

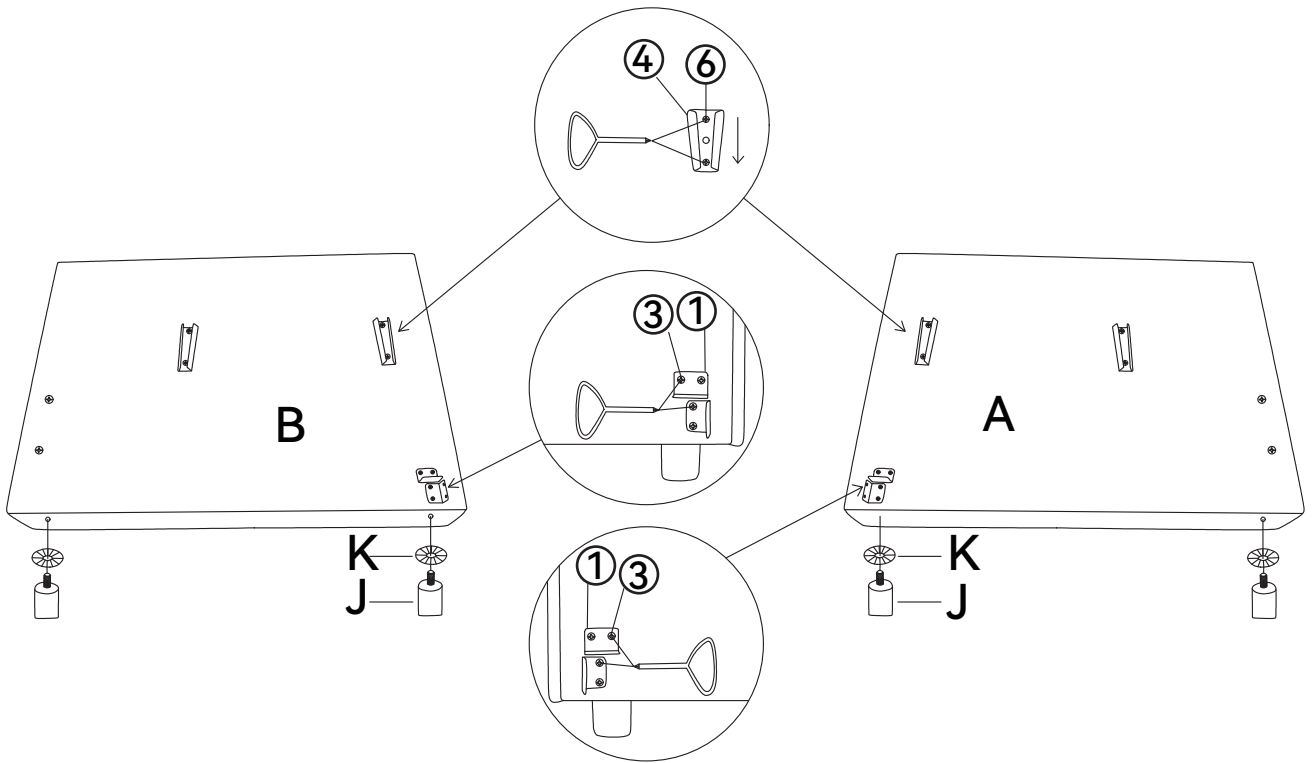
③ x 8

④ x 4

⑥ x 8

J x 4

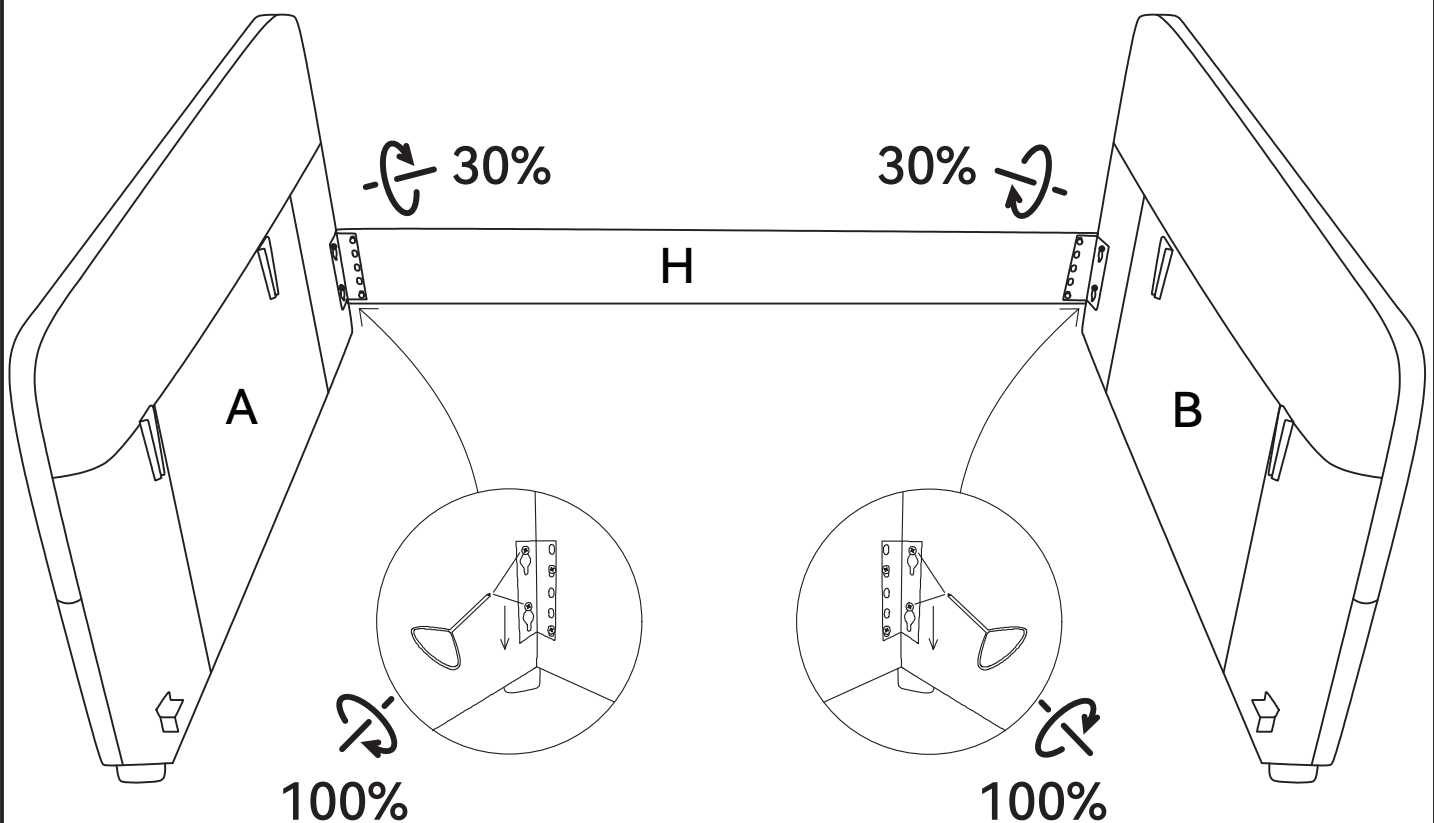
K x 4



DE Dieses Zubehörteil und die Schrauben befinden sich alle am Produkt. Bitte lösen Sie die Schrauben zunächst zu 50 %, befestigen Sie sie dann mit dem Aufhänger und ziehen Sie sie schließlich zu 100 % fest.

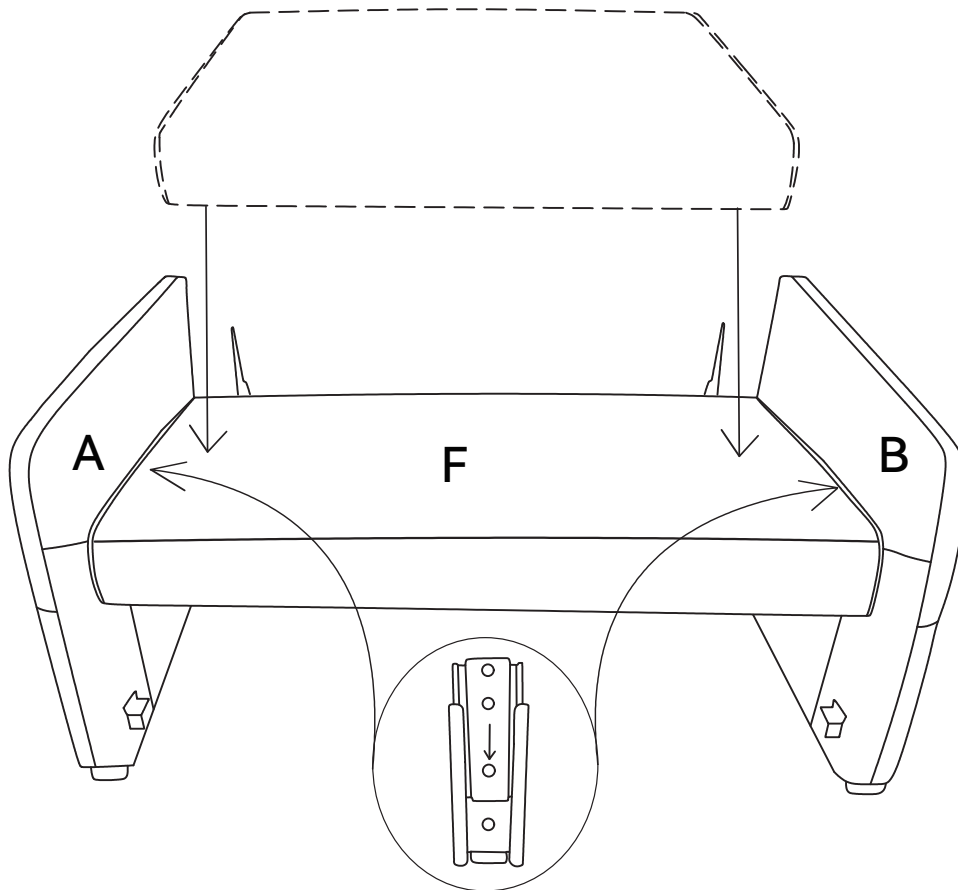
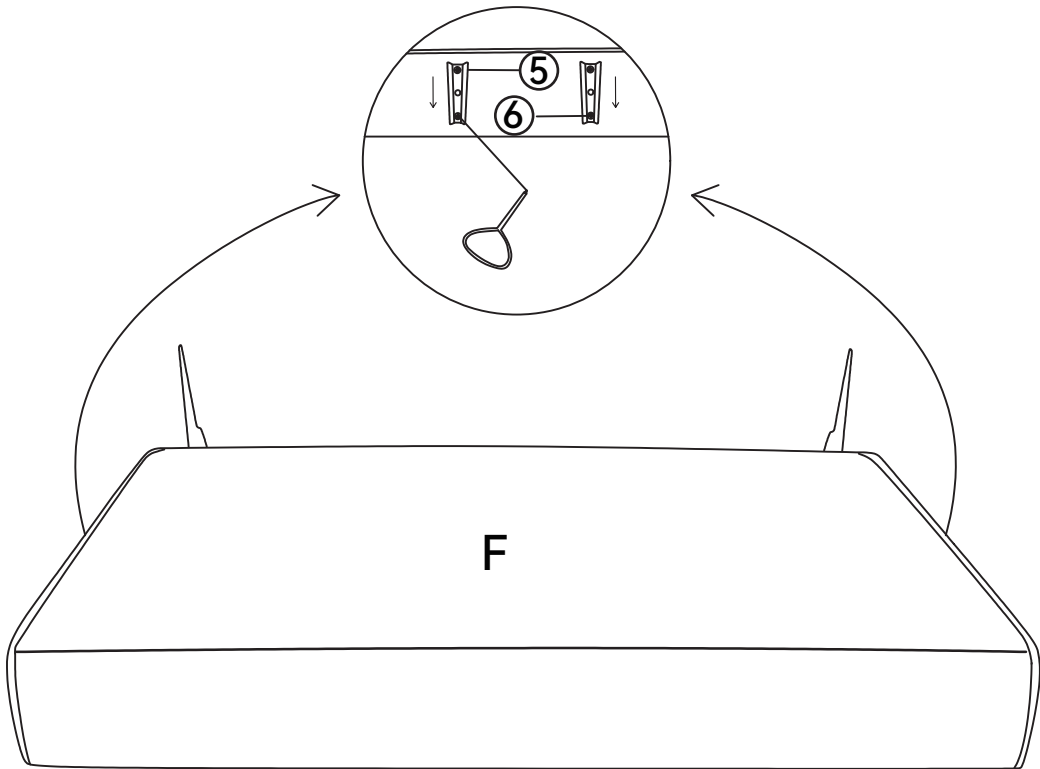
EN This accessory and screws are both on the product. Please unscrew the screws 50% first, then snap them on with the hanging piece, and finally tighten them 100%.

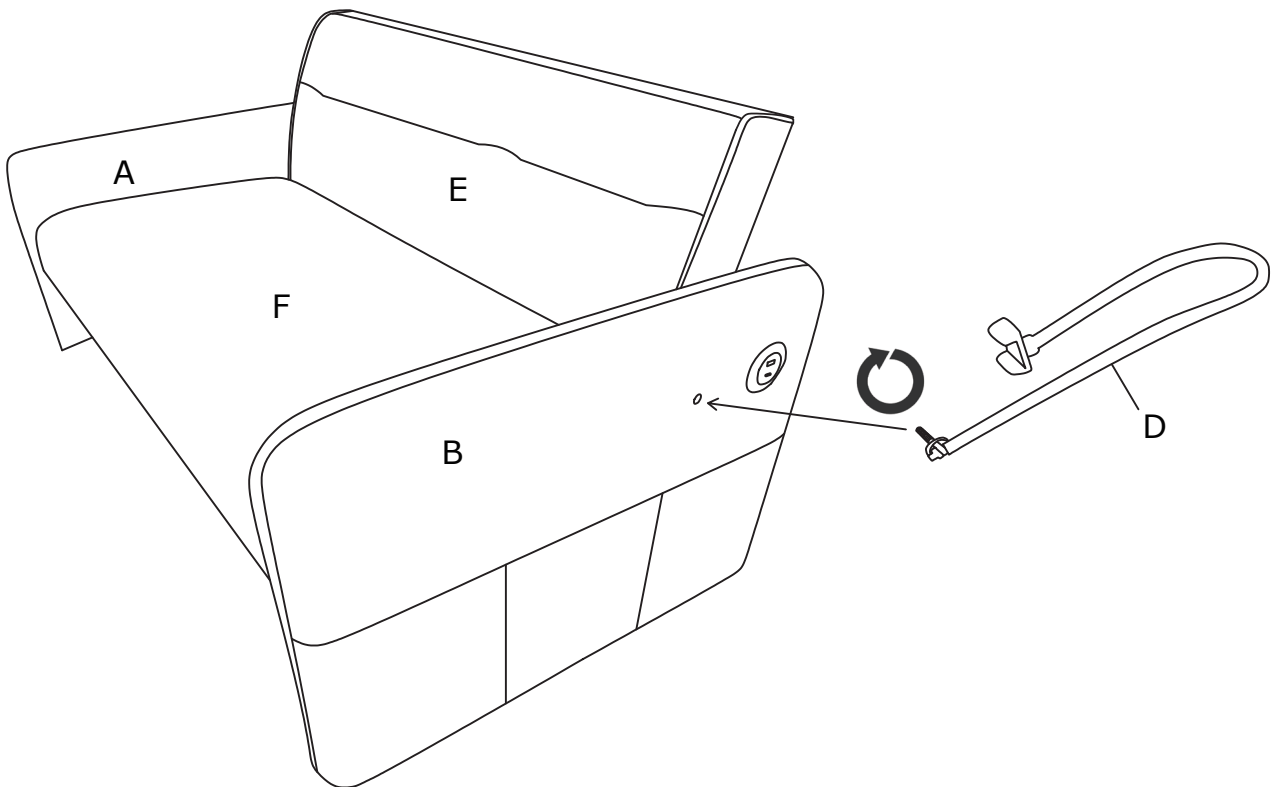
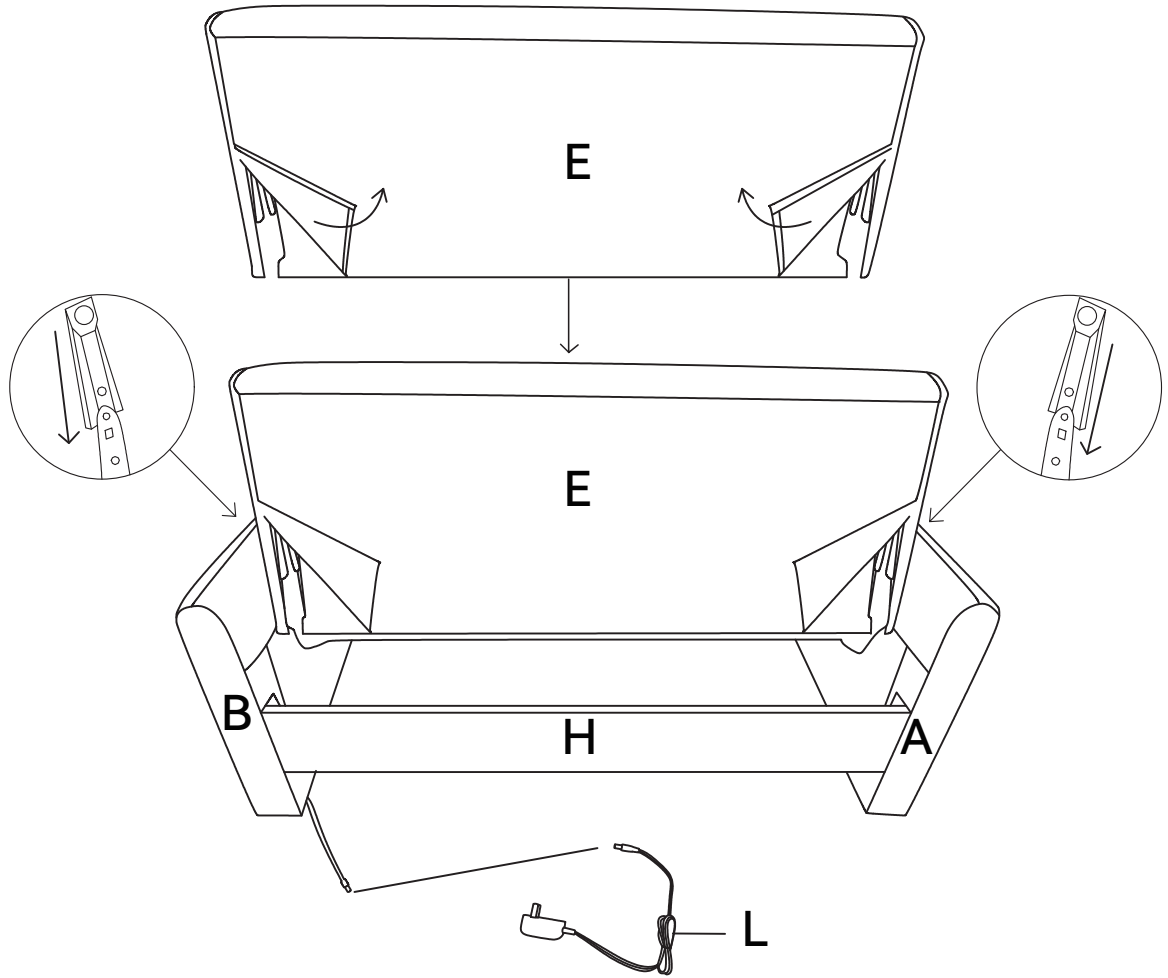
FR Cet accessoire et les vis sont tous sur le produit. Veuillez d'abord dévisser les vis à 50 %, puis utiliser le support pour les mettre en place et enfin les serrer à 100 %.



5 x 4

6 x 8

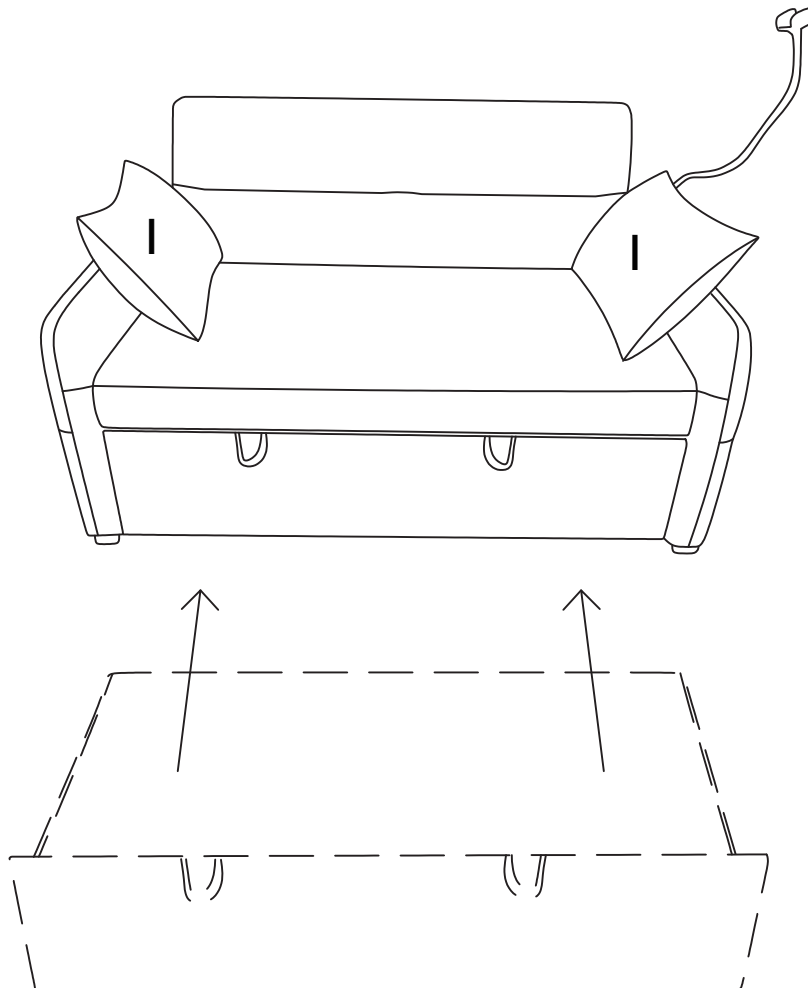
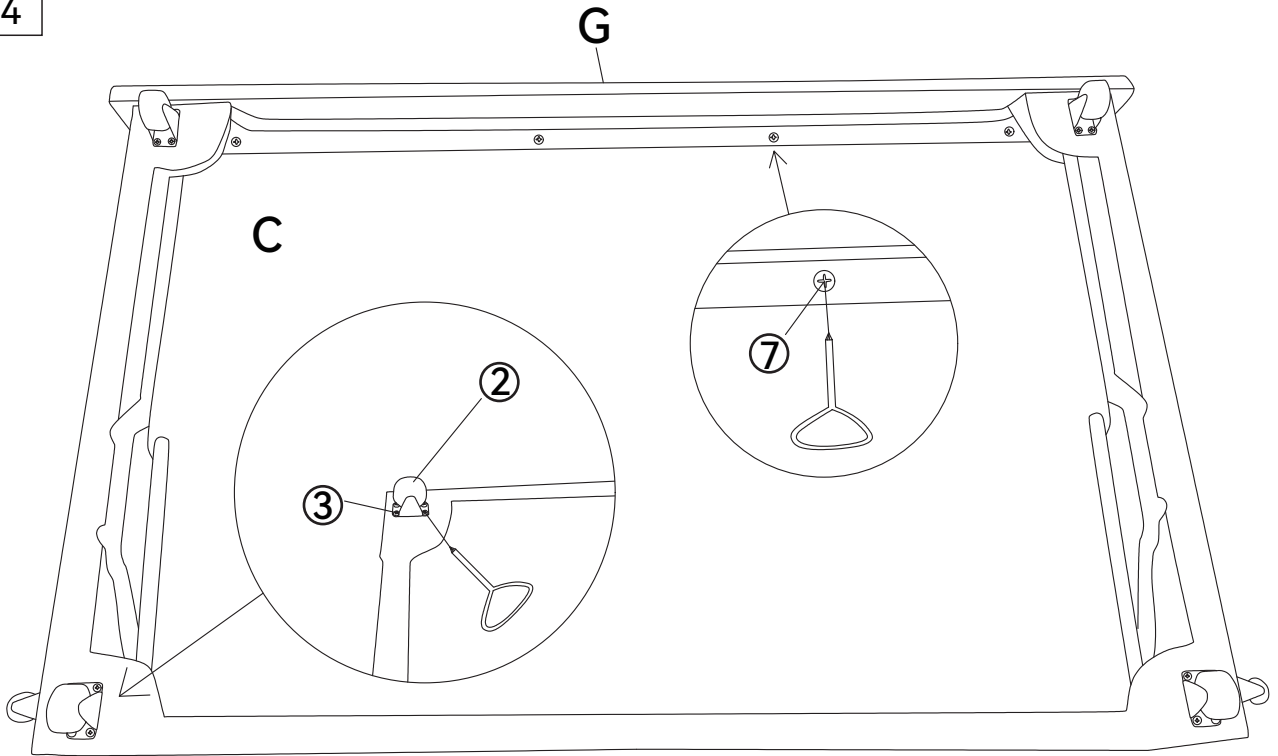





2 x 4


3 x 16

7 x 4





or





CERTIFICATE OF EMC COMPLIANCE

According to Directive: **2014/30/EU**

Ref. No.: **S18112300305**

Product: AC/DC ADAPTER
 Applicant: SHENZHEN BOSHENGGAO TECHNOLOGY CO.,LTD.
 Address: No.106, Fuyong Rd, Fenghuang Community Fuyong Street, Bao'an District 518103, Shenzhen, China
 Manufacturer: SHENZHEN BOSHENGGAO TECHNOLOGY CO.,LTD.
 Address: No.106, Fuyong Rd, Fenghuang Community Fuyong Street, Bao'an District 518103, Shenzhen, China
 Model: Refer to Attachment

The test sample of product has passed the test according to requirements of the following standards:

Standard(s):
 EN 55032:2015
 EN 55024:2010+A1:2015
 EN 61000-3-2:2014
 EN 61000-3-3:2013

Test report(s) No.:
 S18112300305E

Based on the voluntary assessment of the product sample and technical file, we confirm that the above-mentioned product meets the requirements of the EU directive.

The CE mark as show below can be used, under the responsibility of the manufacturer or the importer, after completion of an EU declaration of conformity and compliance with all relevant EU directives.



Approved by/Date:

Jabon Chen Mar. 04, 2019
 Department Manager



Shenzhen NTEK Testing Technology Co., Ltd.

Address: 1/F, Building E, Fenda Science Park, Sanwei Community, Xixiang Street, Bao'an District, Shenzhen 518126 P.R.China.
 Tel: +86-755-6115 6588 Fax: +86-755-6115 6599 <http://www.ntek.org.cn>



CERTIFICATE OF LVD COMPLIANCE

According to Directive: **2014/35/EU**

Ref. No.: **S19042900901001**


Product:	AC/DC ADAPTER
Trade mark:	N/A
Applicant:	SHENZHEN BOSHENGGAO TECHNOLOGY CO., LTD
Address:	No.106, Fuyong Rd, Fenghuang Community Fuyong Street, Bao'an District 518103, Shenzhen, China
Manufacturer:	SHENZHEN BOSHENGGAO TECHNOLOGY CO., LTD
Address:	No.106, Fuyong Rd, Fenghuang Community Fuyong Street, Bao'an District 518103, Shenzhen, China
Model:	See Attachment 1
Rating:	Input: 100-240 V~, 50/60 Hz, 0.5A Max Output: 3.0-24Vdc, 0.1-2.4 A, 12.6W

The test sample of product has been passed, the test according to requirements of the following standards:

Standard(s):	Test report(s) No.:
EN62368-1:2014 + A11:2017	S19042900901001

Based on the voluntary assessment of the product sample and technical file, we confirm that the above-mentioned product meets the requirements of the EU directive.

The CE mark as show below can be used, under the responsibility of the manufacturer or the importer, after completion of an EU declaration of conformity and compliance with all relevant EU directives.



Approved by/Date:  **May 05, 2019**
Department Manager



Shenzhen NTEK Testing Technology Co., Ltd.

Address: 1/F, Building E, Fenda Science Park, Sanwei Community, Xixiang Street, Bao' an District, Shenzhen 518126 P.R. China
Tel: +86-755-6115 6588 Fax: +86-755-6115 6599 Http: //www.ntek.org.cn





CERTIFICATE OF LVD COMPLIANCE

According to Directive: 2014/35/EU

Ref. No.: S19042900901001

Attachment 1

1. Model: BSG012U1-xxxxyyyzz, BSG012D1-xxxxyyyzz, BSG012U2-xxxxyyyzz, BSG012D2-xxxxyyyzz, BX-xxxxyyy, BSG012U3-xxxxyyyEU, BSG012D3-xxxxyyyEU, BSG012U4-xxxxyyyEU, BSG012U5-xxxxyyyzz, BSG012D5-xxxxyyyzz (The "xxx" represents output voltage from "030" (3.0V) to "240" (24.0V), increment steps of 0.1V; The "yyy" represents output current from "0100" (0.1A) to "2400" (2.4A), increment steps of 0.01A; maximum output power 12.6W. zz= EU or UK stands for the plug type, UK means British plug; EU means Europe plug;)
2. All models are similar, except plug type, output terminal type, enclosure shape and output rating are different; U1&U2&U3&U4&U5 means USB output type, D1&D2&D3&D5 means output cord type,
3. Input: 100-240VAC, 50/60Hz, 0.5A Max
Output: 3.0-24Vdc, 0.1-2.4 A, 12.6W

Shenzhen NTEK Testing Technology Co., Ltd.

Address: 1/F, Building E, Fenda Science Park, Sanwei Community, Xixiang Street, Bao' an District, Shenzhen 518126 P.R. China

Tel: +86-755-6115 6588 Fax: +86-755-6115 6599 Http: //www.ntek.org.cn

The NTEK logo, consisting of the letters 'NTEK' in a stylized, blocky font.



CERTIFICATE OF EMC COMPLIANCE

According to Directive: 2014/30/EU

Ref. No.: S18112300305

Attachment:

Model: BSG012U1-0502400EU, BSG012D1-2400525EU, BSG012U1-xxxxyyyEU, BSG012U1-xxxxyyyUK, BSG012D1-xxxxyyyEU, BSG012D1-xxxxyyyUK, BSG012U2-xxxxyyyEU, BSG012D2-xxxxyyyEU, BSG012U2-xxxxyyyUK, BSG012D2-xxxxyyyUK, BX-xxxxyyy, BSG012U3-xxxxyyyEU, BSG012D3-xxxxyyyEU, BSG012U4-xxxxyyyEU, BSG012U5-xxxxyyyEU, BSG012D5-xxxxyyyEU, BSG012U5-xxxxyyyUK, BSG012D5-xxxxyyyUK (The "xxx" represents output voltage from "030" (3.0V) to "240" (24.0V), increment steps of 0.1V; The "yyy" represents output current from "0100" (0.1A) to "2400" (2.4A), increment steps of 0.01A; maximum output power 12.6W.)

Shenzhen NTEK Testing Technology Co., Ltd.

Address: 1/F, Building E, Fenda Science Park, Sanwei Community, Xixiang Street, Bao'an District, Shenzhen 518126 P.R.China.

Tel: +86-755-6115 6588 Fax: +86-755-6115 6599 <http://www.ntek.org.cn>