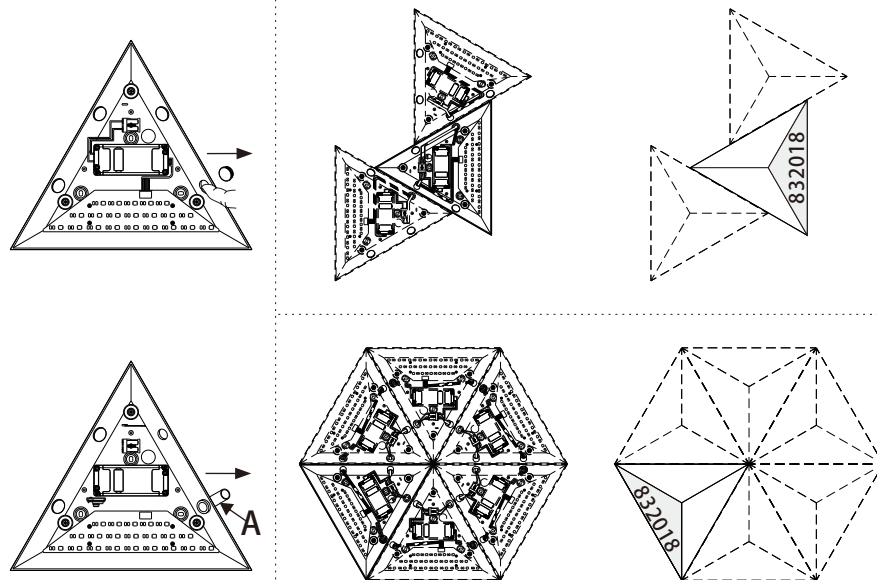

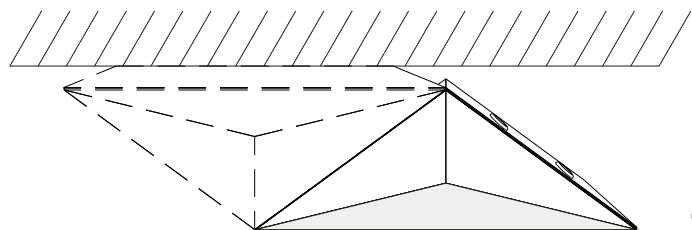
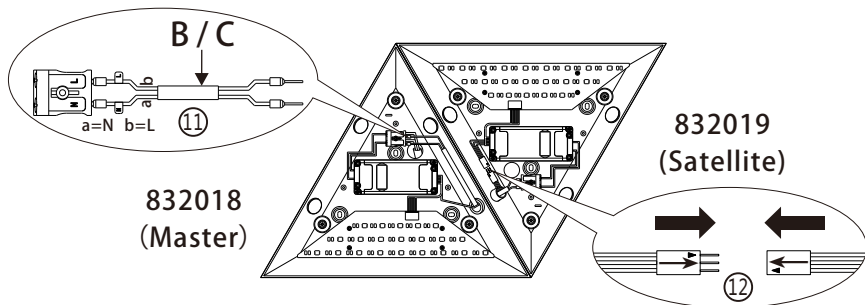


127x127mm(不含黑色边框、中间线)



Paul Neuhaus

Paul Neuhaus GmbH
Olakenweg 36 · D-59457 Werl

Telefon: +49(0)2922-9721-0
Telefax: +49(0)2922-9721-9120
E-mail: kundenservice@neuhaus-group.de
<https://scm.paul-neuhaus.de/public/conformity/>



SMART
HOME
LIGHTS











D | Montageanleitung · GB | Fitting instructions

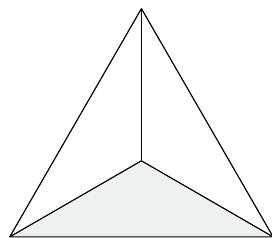
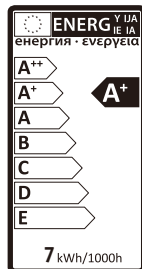
127x127mm(不含黑色边框、中间线)

832019

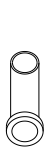
230V/50 Hz~
1xLED-Board 24V DC / 6W
nicht wechselbar/not changeable

2.4 GHz
10 dBm

-  6 W
-  600 lm
-  8 W
-  340 lm
-  LED-Board
-  25.000 h
-  Tk 2.700 - 5.000 K/RGB
-  15.000 x
-  <0,5 s
-  dimmable with rrc



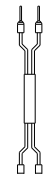
+



A



B

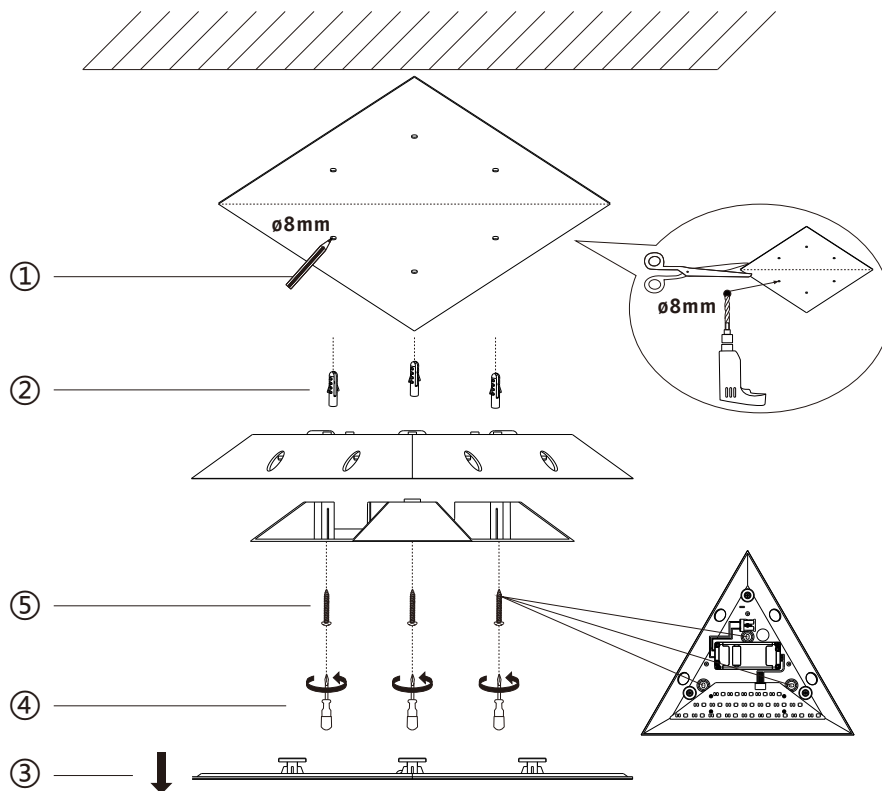


C



1 | Montage / fitting

an Wand oder Decke
on wall or ceiling



2 | Elektrischer Anschluss / electrical connection

230 Volt/50 Hz-Anschluss
230 voltage/50 Hz connection

