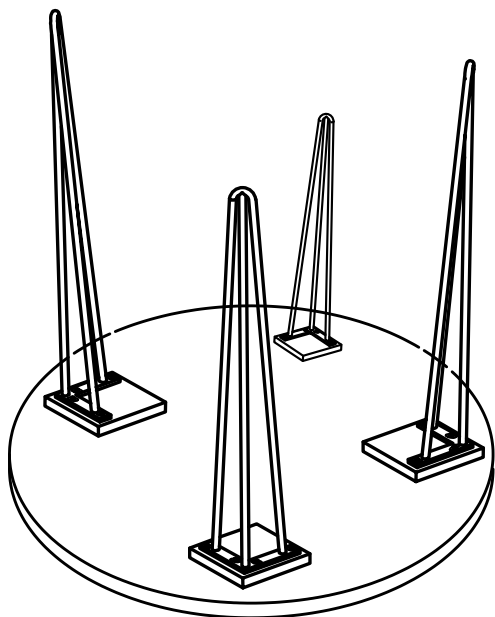


STEP - 2



FINAL PRODUCT




ASSEMBLY INSTRUCTIONS

**DESCRIPTION:- OMEGA ROUND DINING TABLE
ARTICLE NO :- 66717**

0.25 HOURS

APPROXIMATE ASSEMBLY TIME

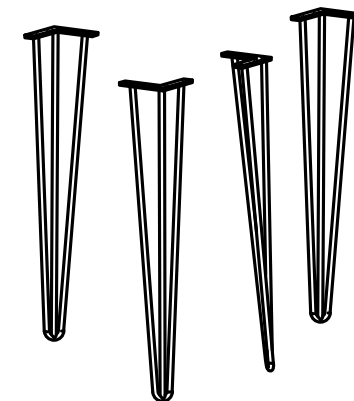
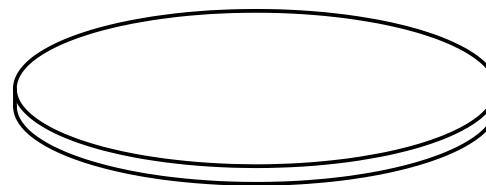
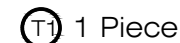
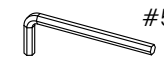
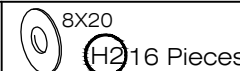


2 PERSON ASSEMBLY



HARDWARE

REQUIRED ASSEMBLY TOOLS

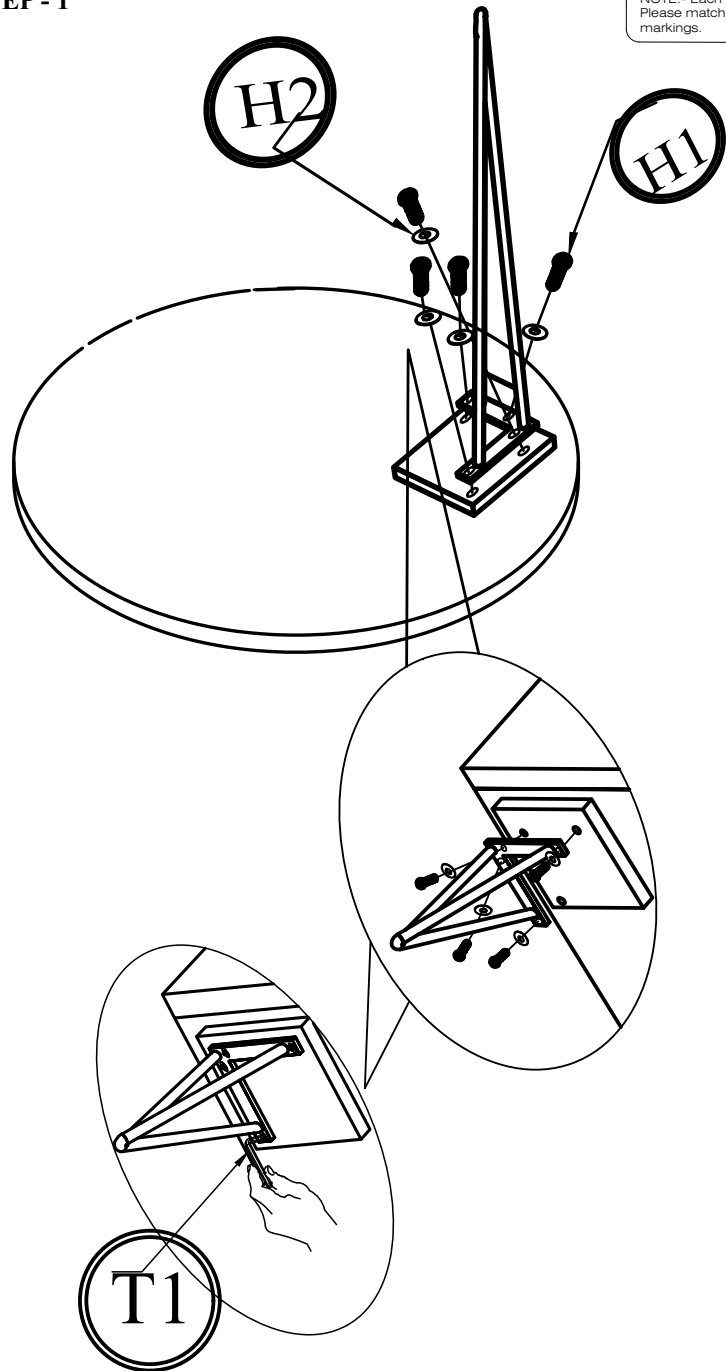


CARCASE :- 1 PIECES

















METAL LEGS :- 4 PIECES

STEP - 1

NOTE:- Each Leg is numbered.
Please match according to respective
markings.



Care & Maintenance

-   Do not put hot items directly on furniture surface.
-   Do not clean furniture with harsh cleansers or polish.
-   Do not place furniture in direct sunlight.
-   Do not place furniture near heating or cooling vents.
-   Do not write on furniture without a padded barrier to protect the surface.
-   Do not place furniture outside. For indoor use only.
-   Dust and pick-up spills using a clean, non-colored, lint-free cloth.
-   Stains may be removed with mild soap solution and damp cloth.