



87020.530



1	8 x	2	8 x	3	2 x	4	2 x	5	1 x
		2827		1503	1611				
6	2 x	7	2 x	8	4 x	9	4 x	10	2 x
			1 x		2804				
11	4 x	12	2 x		2 x	13	1 x		1 x
	2821	2840	2842	2881	2880				
14	10 x	15		24	8 x			25	1 x
	2862	2865		2861	2863				



Das beigegefügte Wandbefestigungsmaterial (Dübel und Schrauben) eignet sich nur für festes Mauerwerk (z.B.: Beton- oder Ziegelwände). Für andere Wandaufbauten sind eventuell Spezialdübel und andere Schrauben notwendig. Ziehen Sie gegebenenfalls eine Fachkraft zu Rate.

De begeleidende wandmontage hardware (pluggen en schroeven) is alleen geschikt voor massief metselwerk (bijvoorbeeld beton of bakstenen muren). Voor andere muur structuren zijn eventueel bijzondere ankerbouten en andere noodzakelijke. Draai indien nodig, een deskundige.

Приложенный материал для крепления к стене (дюбели и винты) пригоден только для жестких кладок (например, бетонные или кирпичные стены). Для других настенных конструкций необходимы смотря по обстоятельствам специальные дюбели и другие винты. При необходимости проконсультируйтесь у специалиста.

Le mur d'accompagnement matériel de montage (chevilles et les vis) ne convient que pour la maçonnerie solide (par exemple en béton ou des murs de briques). Pour les structures de mur d'autres sont peut-être spéciale boulons d'ancrage et d'autres nécessaires. Serrer le cas échéant, un expert.

Załączony materiał do mocowania do ściany (kolki rozprężne i wkręty) nadaje się tylko do ścian murowanych (np. z betonu lub cegieł). Do ścian wykonanych w innych technologiach konieczne być mogą specjalne kolki rozprężne i inne wkręty. W razie potrzeby skorzystaj z fachowej pomocy

Il muro di accompagnamento hardware di montaggio (tasselli e viti) è adatto solo per muratura piena (ad esempio calcestruzzo o muratura). Per le altre strutture murarie sono forse speciali bulloni di ancoraggio e necessari di altri. Serrare se necessario, un esperto.

The accompanying wall mounting hardware (anchors and screws) is suitable only for solid masonry (eg concrete or brick walls). For other wall structures are possibly special anchor bolts and other necessary. Tighten if necessary, an expert.


Ekteki duvara sabit montaj malzemeleri (dübel ve vidalar), sadece sağlam duvarlar için (örnek: beton veya tuğla) elverişlidir. Başka duvarlar için özel dübeller ve farklı vidalar gerekebilir. Gerektiğinde bir uzmana danışınız.



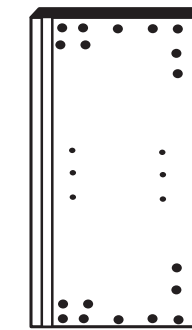
16 1 x

17 1 x

21 1 x



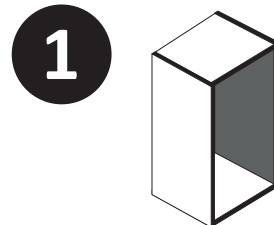
18 1 x



19 1 x

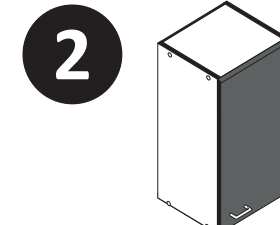
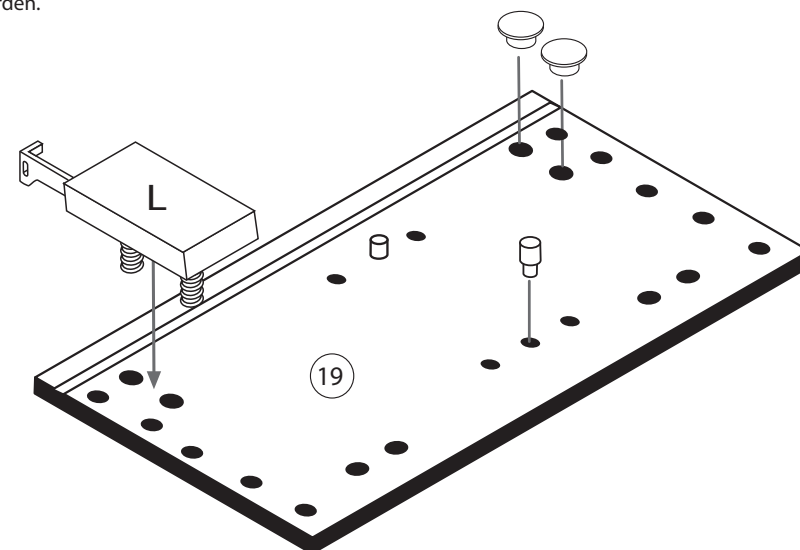
20 1 x

22 1 x

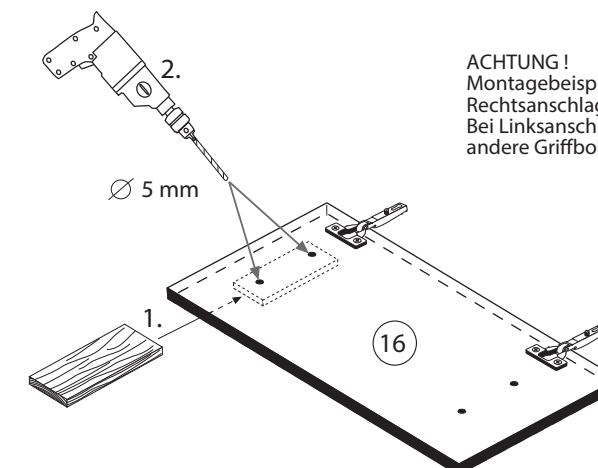
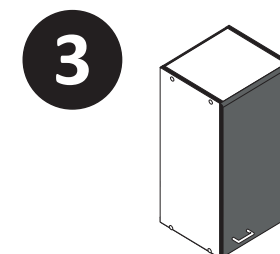
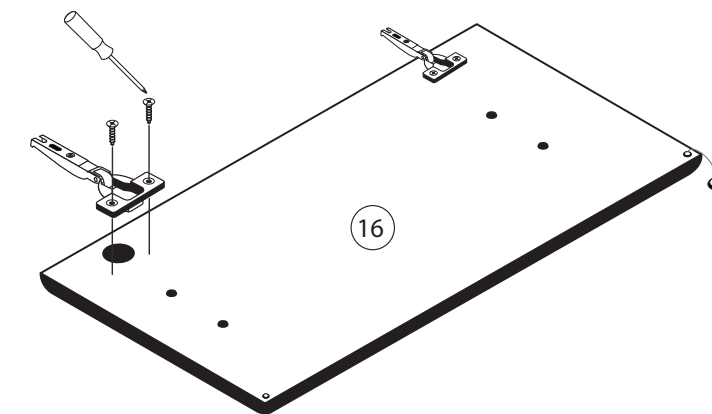


4	2 x	11	4 x	9	4 x	13	1 x		1 x
	1611	2821				2880			2881

Bitte beachten!
In dieser Aufbauanleitung ist die Tür rechts angeschlagen.
Soll die Tür links angeschlagen werden, müssen die Kreuzmontageplatten 4 auf das linke Seitenteil 19 und die Scharniere 3 die gegenüberliegenden Bohrungen montiert werden.

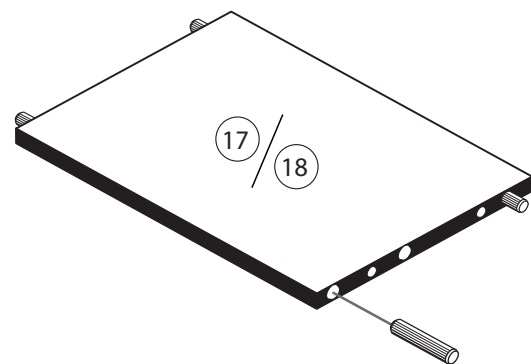


3	2 x	15	
	1503	2865	
8	4 x		
	2804		



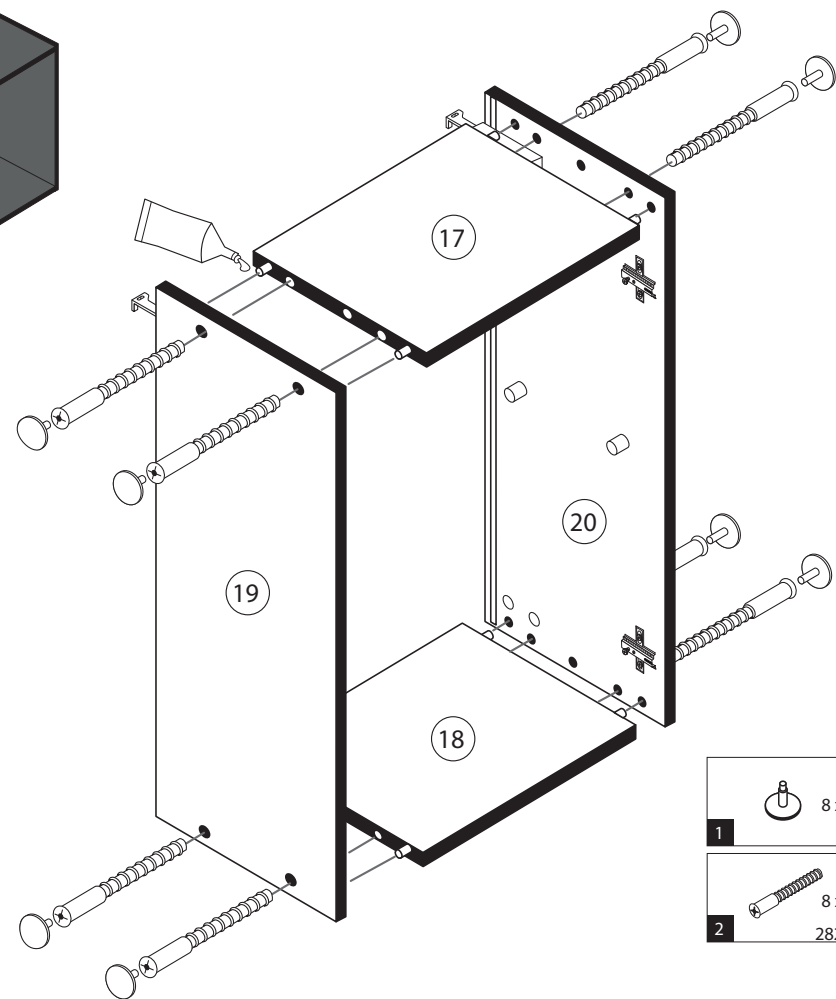
ACHTUNG!
Montagebeispiel
Rechtsanschlag!
Bei Linksanschlag
andere Griffbohrung durchbohren!

4



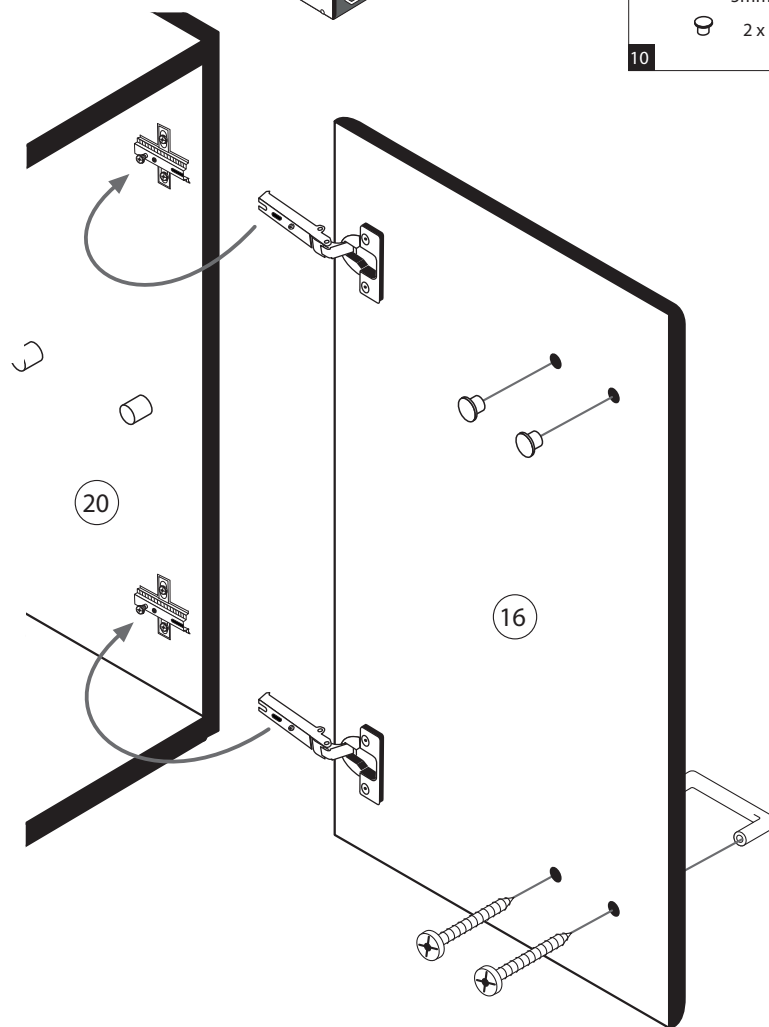
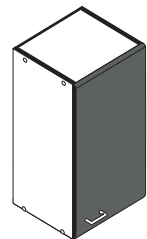
24	8 x 30 8 x 2861	25	1 x 2863
20 min.		D Leim GB Glue NL Lijm PL Klej TR Tutkal F Colle I Colla	

5



1	8 x	25	1 x 2863
2	8 x 2827	20 min.	
		D Leim GB Glue NL Lijm PL Klej TR Tutkal F Colle I Colla	

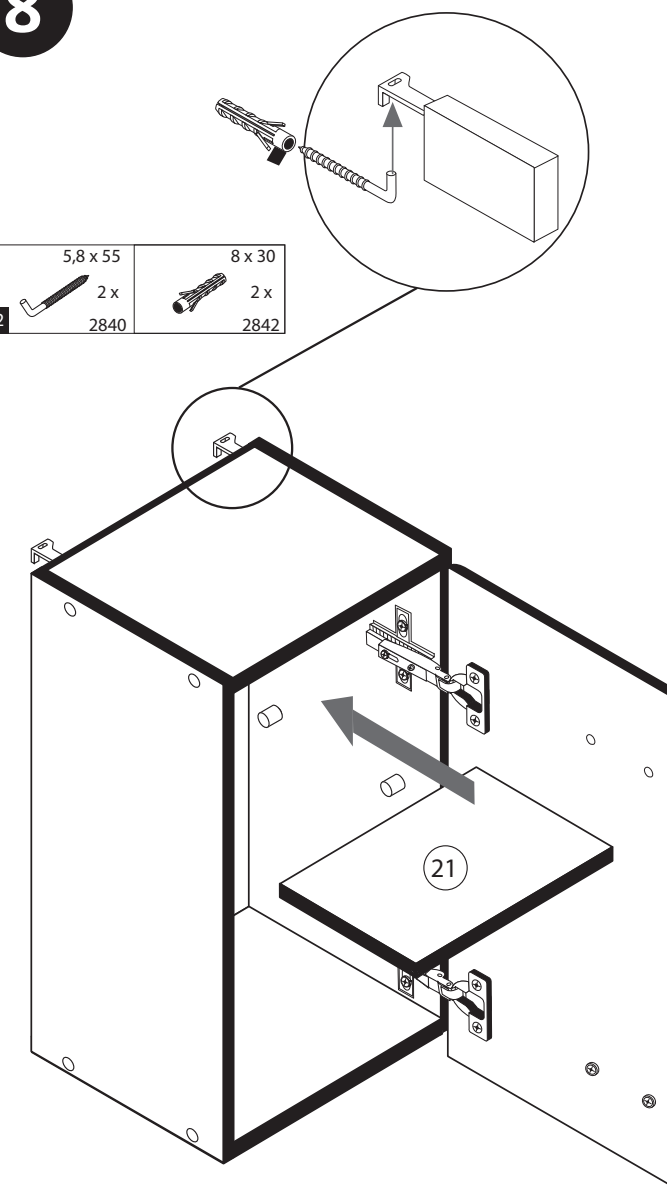
7



5	1 x
6	2 x
10	5mm 2 x

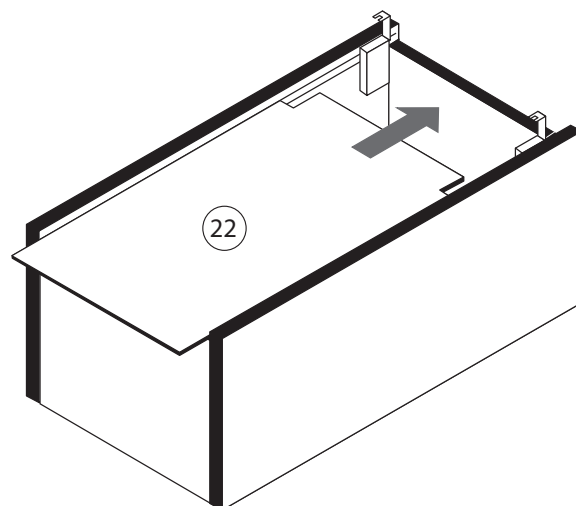
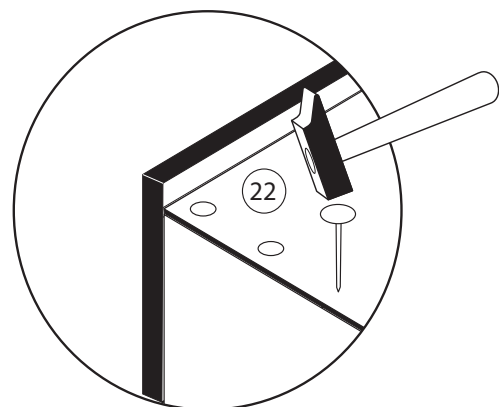
8

12	5,8 x 55 2 x 2840	8 x 30 2 x 2842
----	-------------------------	-----------------------



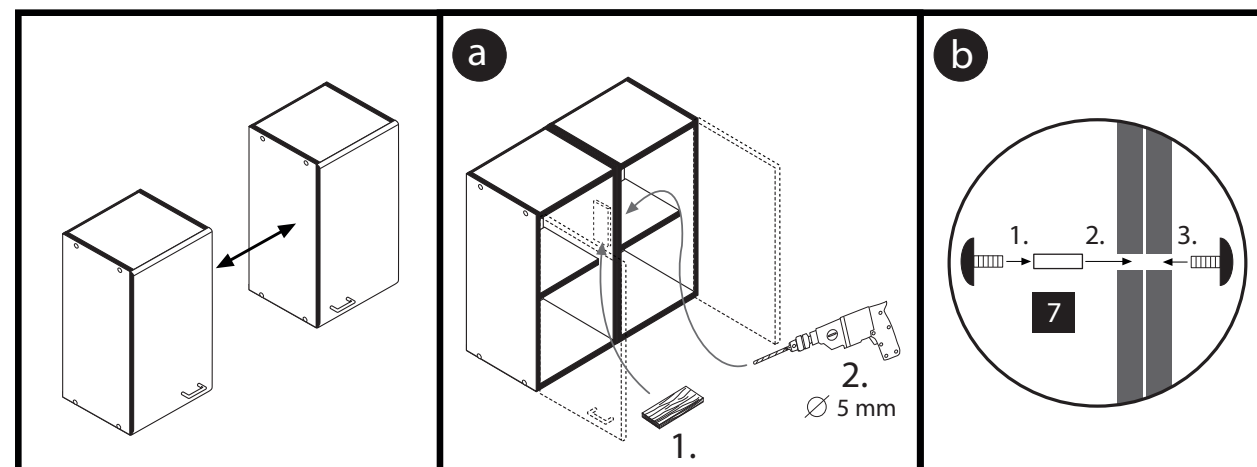
6

14	10 x 2862
----	--------------



9

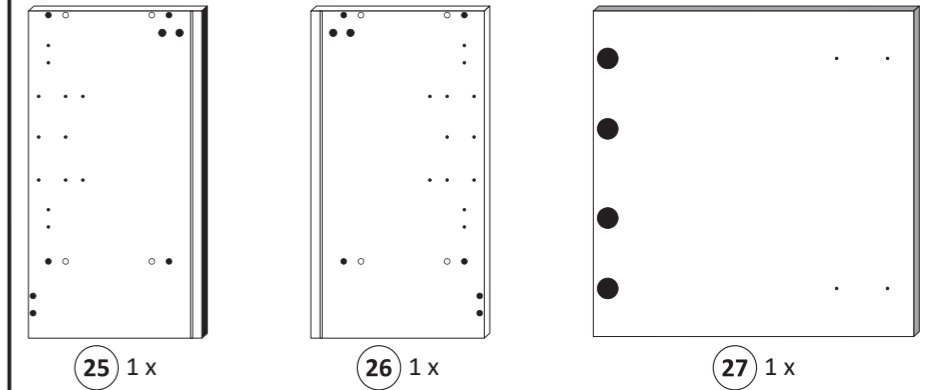
7	4 x 9 2 x	5 x 30 1 x
---	--------------	---------------





87026.530

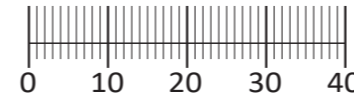
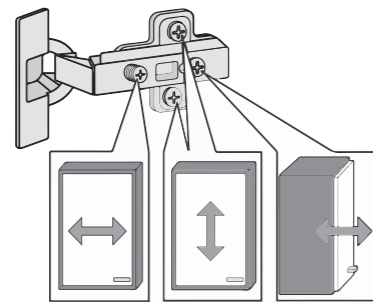

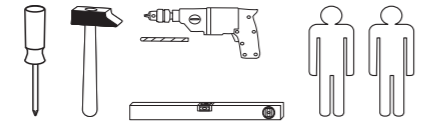
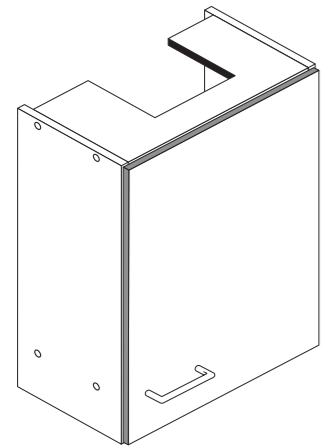
1 8 x 8	2 8 x 2827	3 2 x 1503	4 2 x 1611	5 4 x 2552
6 4 x 9 2 x	7 5 x 30 1 x	8 3,5 x 15 4 x 2804	9 35 mm 2 x 2886	10 5/5 x 16 12 x 2821
11 8 x 30 2 x 2842	12 R 1 x 2881	13 L 1 x 2880	14 2 x 2865	15 8 x 30 12 x 2861
16 Leim 1 x 2863	17 5mm 2 x 2855	18 1 x	19 2 x	



25 1 x

26 1 x

27 1 x



Das beigefügte Wandbefestigungsmaterial (Dübel und Schrauben) eignet sich nur für festes Mauerwerk (z.B.: Beton- oder Ziegelwände). Für andere Wandaufbauten sind eventuell Spezialdübel und andere Schrauben notwendig. Ziehen Sie gegebenenfalls eine Fachkraft zu Rate.

De begeleidende wandmontage hardware (pluggen en schroeven) is alleen geschikt voor massief metselwerk (bijvoorbeeld beton of bakstenen muren). Voor andere muur structuren zijn eventueel bijzondere ankerbouten en andere noodzakelijke. Draai indien nodig, een deskundige.

Приложенный материал для крепления к стене (дюбели и винты) пригоден только для жестких кладок (например, бетонные или кирпичные стены). Для других настенных конструкций необходимы смотря по обстоятельствам специальные дюбели и другие винты. При необходимости проконсультируйтесь у специалиста.

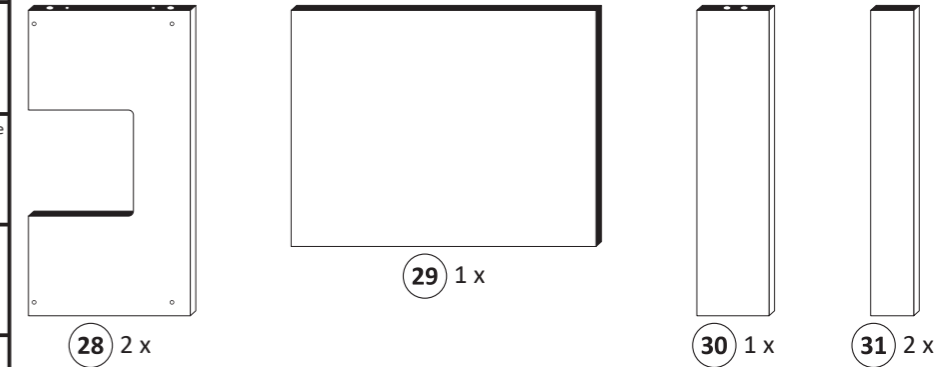
Le mur d'accompagnement matériel de montage (chevilles et les vis) n'est adapté que pour la maçonnerie solide (par exemple en béton ou des murs de briques). Pour les structures de mur d'autres sont peut-être spéciale boulons d'ancrage et d'autres nécessaires. Serrer le cas échéant, un expert.

Załączony materiał do mocowania do ściany (kolki rozprężne i wkręty) nadaje się tylko do ścian murowanych (np. z betonu lub cegiel). Do ścian wykonanych w innych technologiach konieczne być mogą specjalne kolki rozprężne i inne wkręty. W razie potrzeby skorzystaj z fachowej pomocy.

Il muro di accompagnamento hardware di montaggio (tasselli e viti) è adatto solo per muratura piena (ad esempio calcestruzzo o muratura). Per le altre strutture murarie sono forse speciali bulloni di ancoraggio e necessari di altri. Serrare se necessario, un esperto.

The accompanying wall mounting hardware (anchors and screws) is suitable only for solid masonry (eg concrete or brick walls). For other wall structures are possibly special anchor bolts and other necessary. Tighten if necessary, an expert.

Ekteki duvara sabit montaj malzemeleri (dübel ve vidalar), sadece sağlam duvarlar için (örnek: beton veya tuğla) elverişlidir. Başka duvarlar için özel dübeller ve farklı vidalar gerekebilir. Gerekliğinde bir uzmana danışınız.



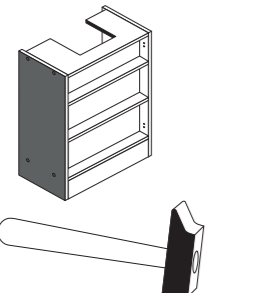
28 2 x

29 1 x

30 1 x

31 2 x

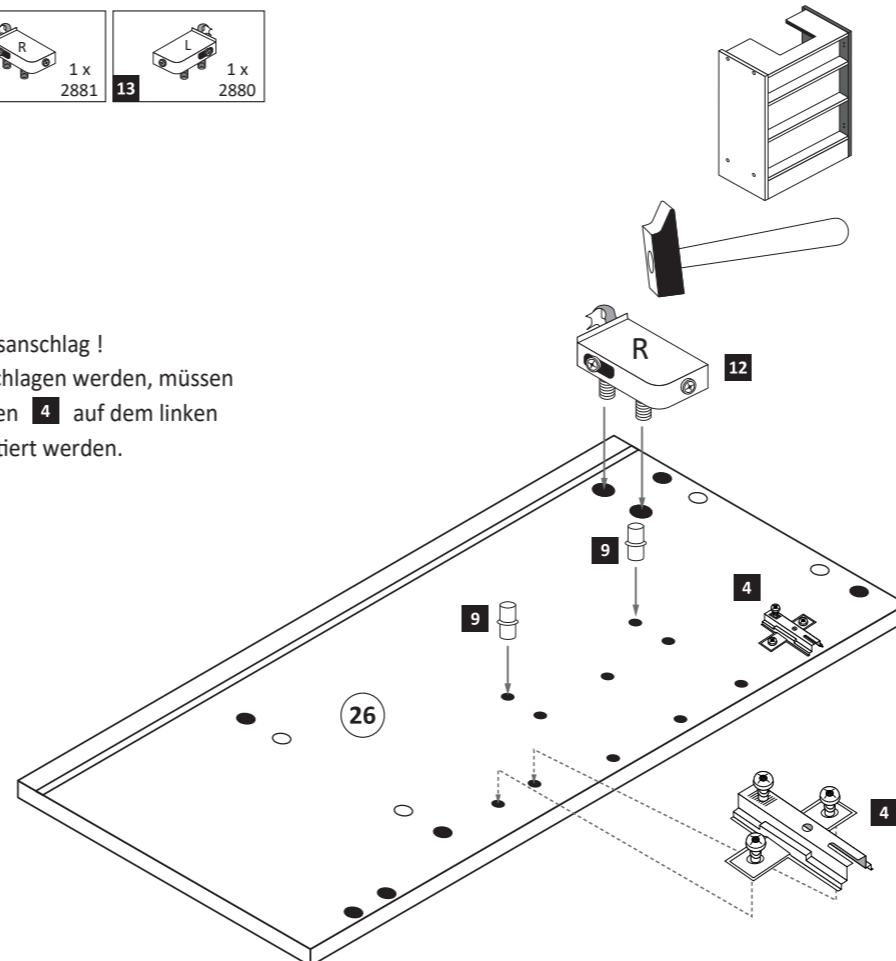
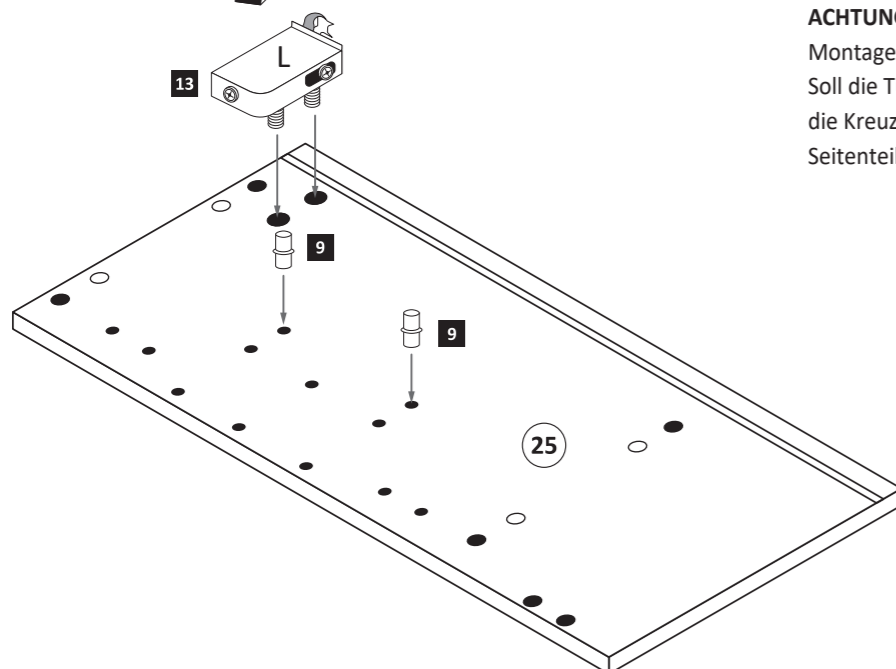
1



4 2 x 1611	9 5/5 x 16 4 x 2821	12 R 1 x 2881	13 L 1 x 2880
------------------	------------------------------	------------------------	------------------------

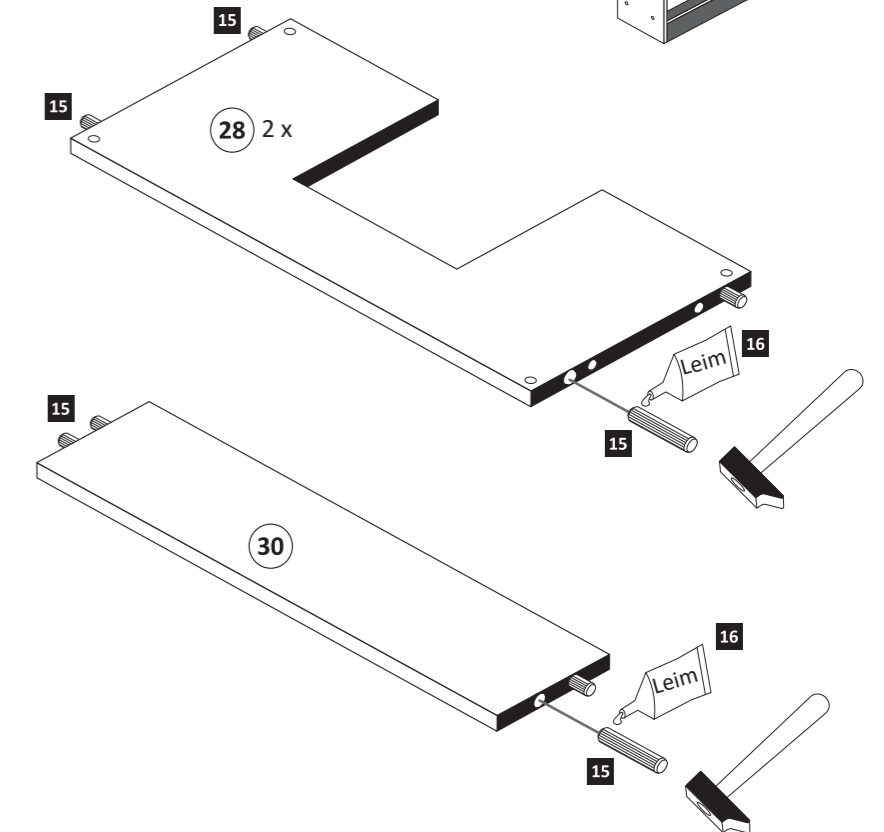
ACHTUNG !

Montagebeispiel Rechtsanschlag !
Soll die Tür links angeschlagen werden, müssen die Kreuzmontageplatten 4 auf dem linken Seitenteil 26 montiert werden.



2

15 8 x 30 12 x 2861	16 Leim 1 x 2863
------------------------------	---------------------------



3

1 8 x
2 8 x 2827

16 Leim

1 2 1 2 1 2 1 2 1 2 1 2

25 26 28 30

16	1 x 2863
Leim	
D Leim	
GB Glue	
NL Lijm	
PL Klej	
TR Tutkal	
F Colle	
I Colla	

20 min.

4

2.

1.

Betriebsanleitung
Dunsthaube

4 x

5

10 5,8 x 55 2 x 2840

11 8 x 30 2 x 2842

12 13

10

+

-

6

5 4 x 2552

29

2.

1.

26

29

5

7

9 5/5 x 16 8 x 2821

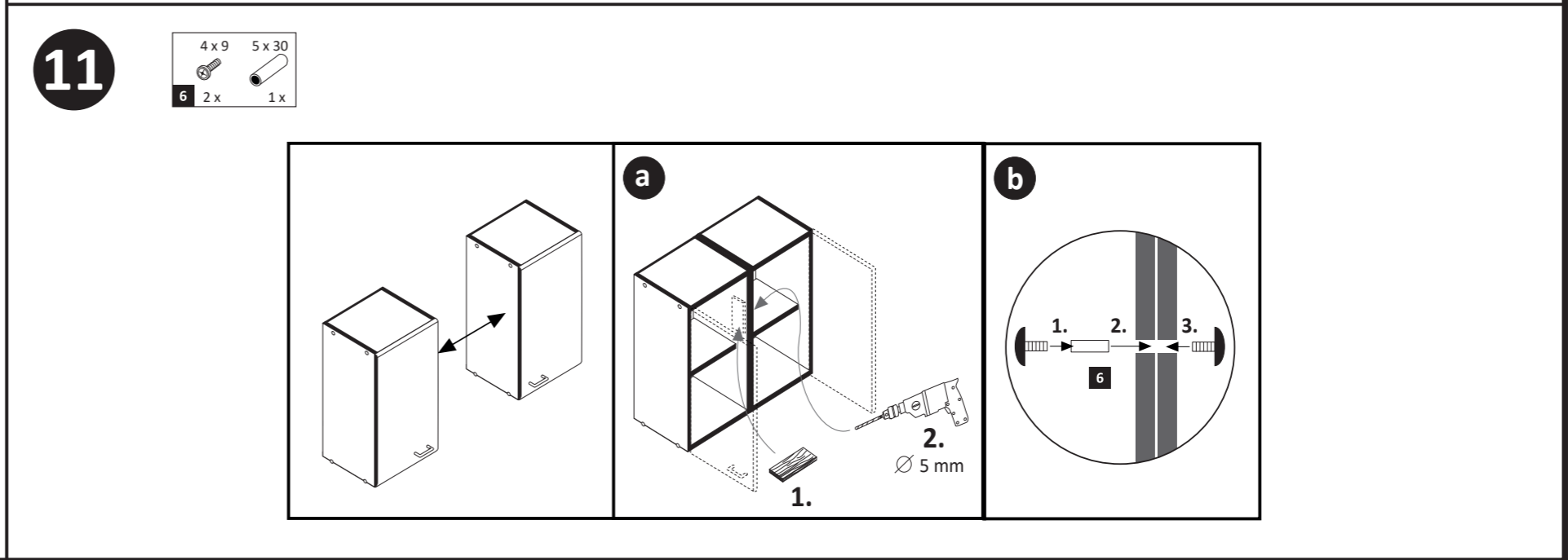
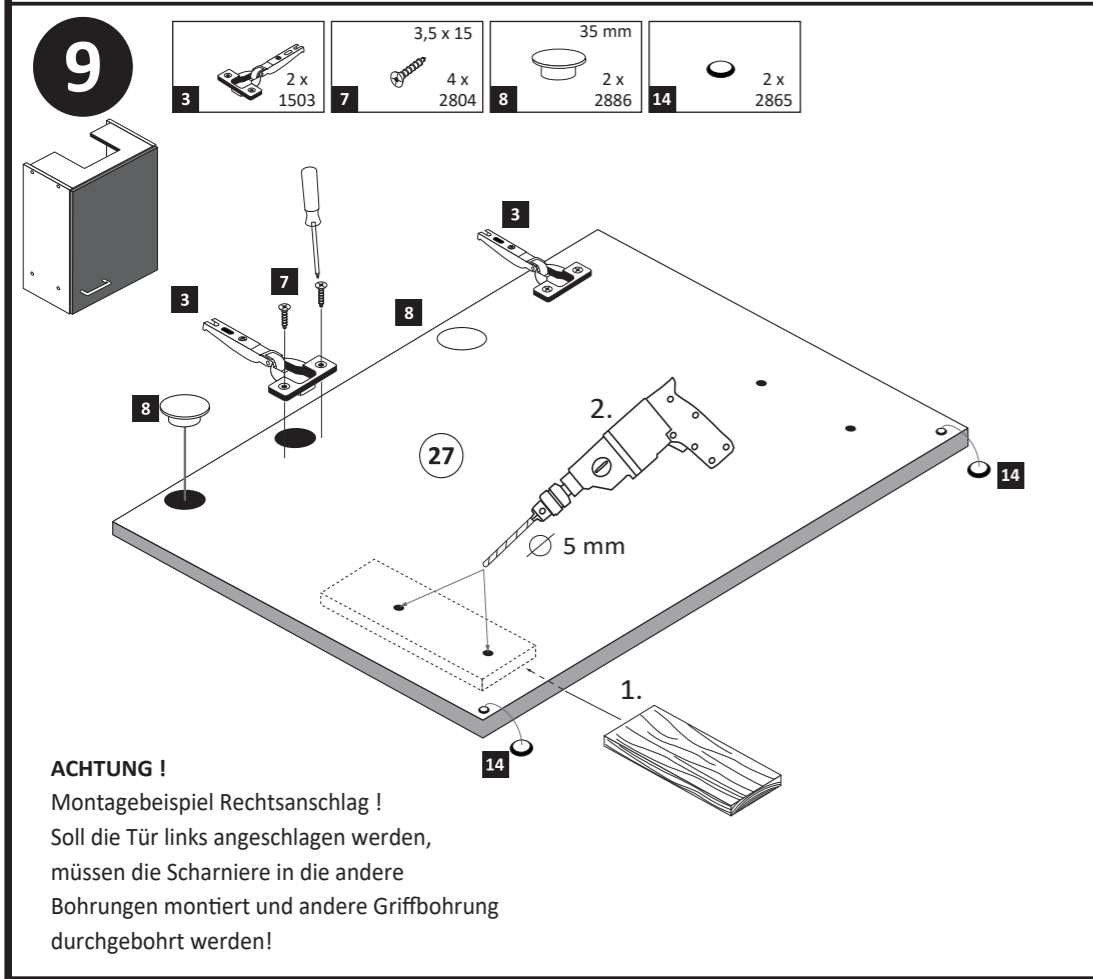
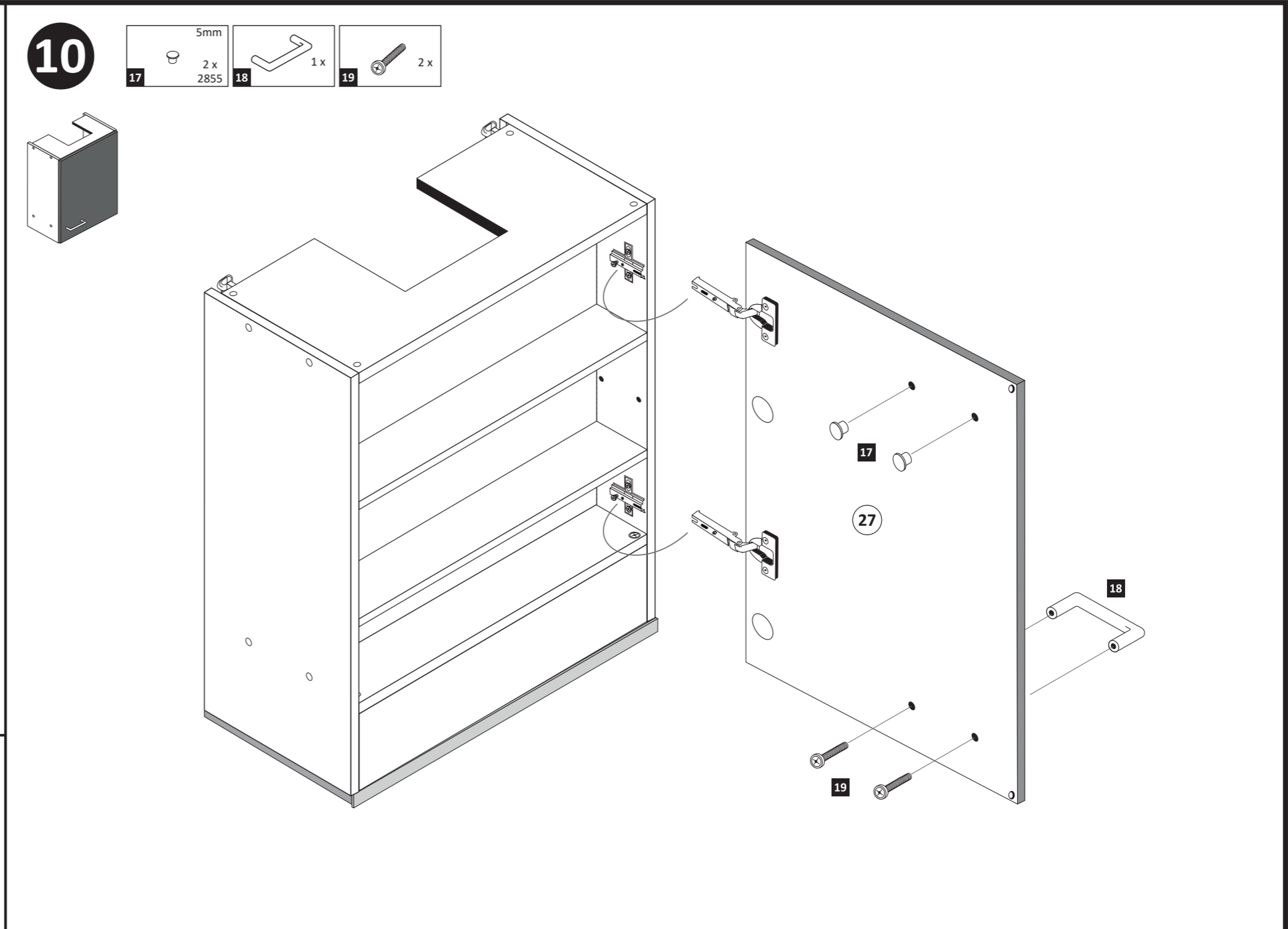
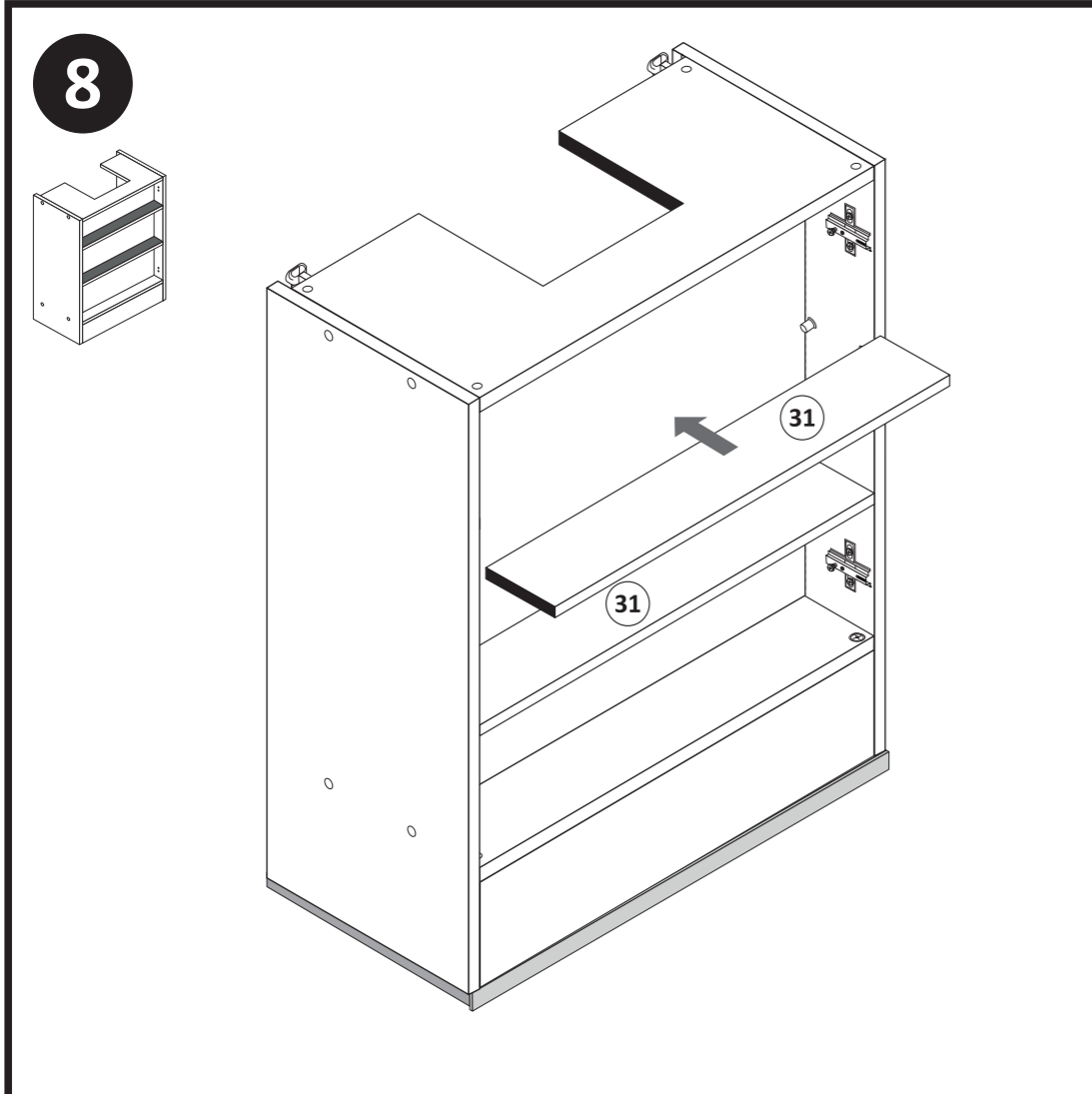
9

9

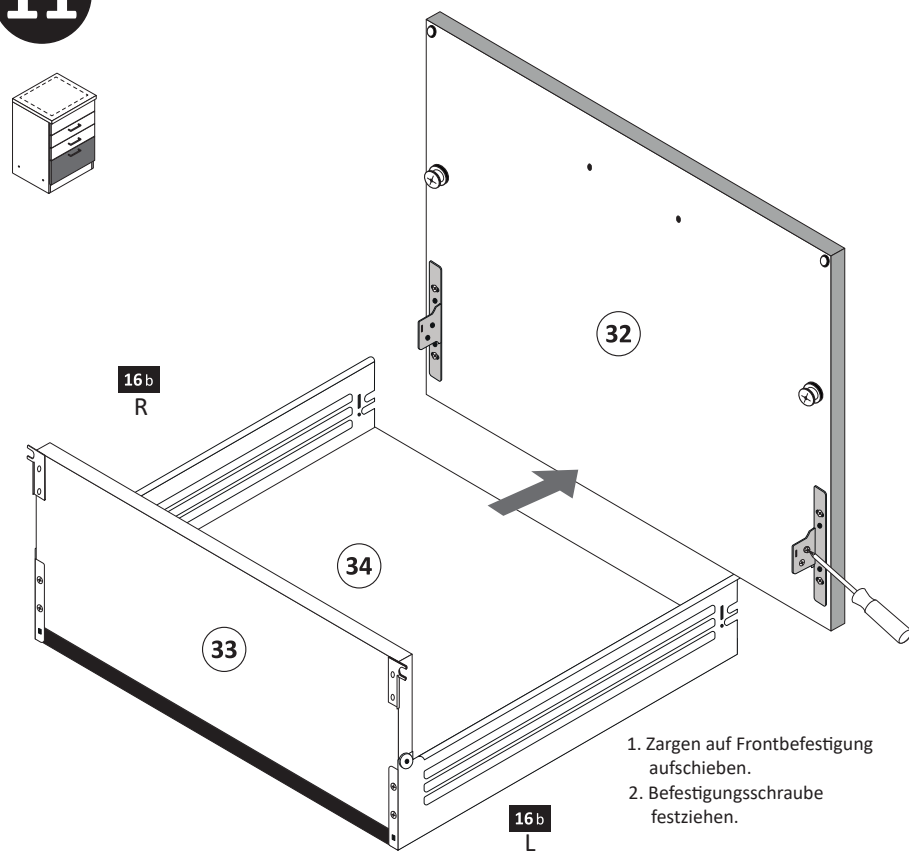
9

9

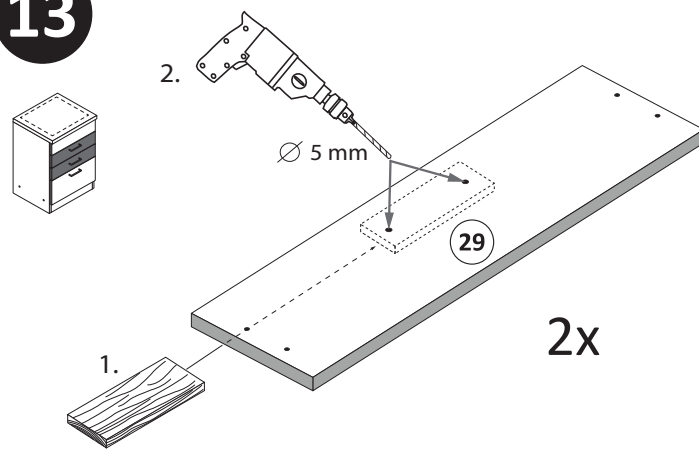
ACHTUNG !
Montagebeispiel bei Tür mit Rechtsanschlag !
Ist die Tür links angeschlagen, muss die Push-To-Open-Beschlag 17 auf dem rechten Seitenteil montiert werden.



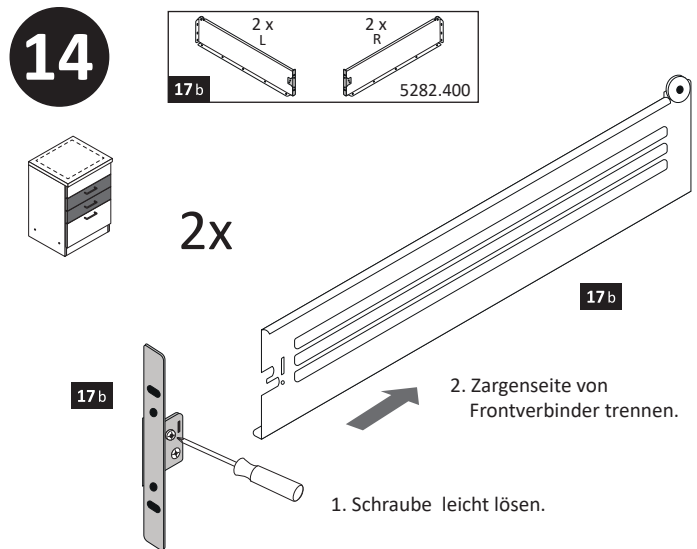
11



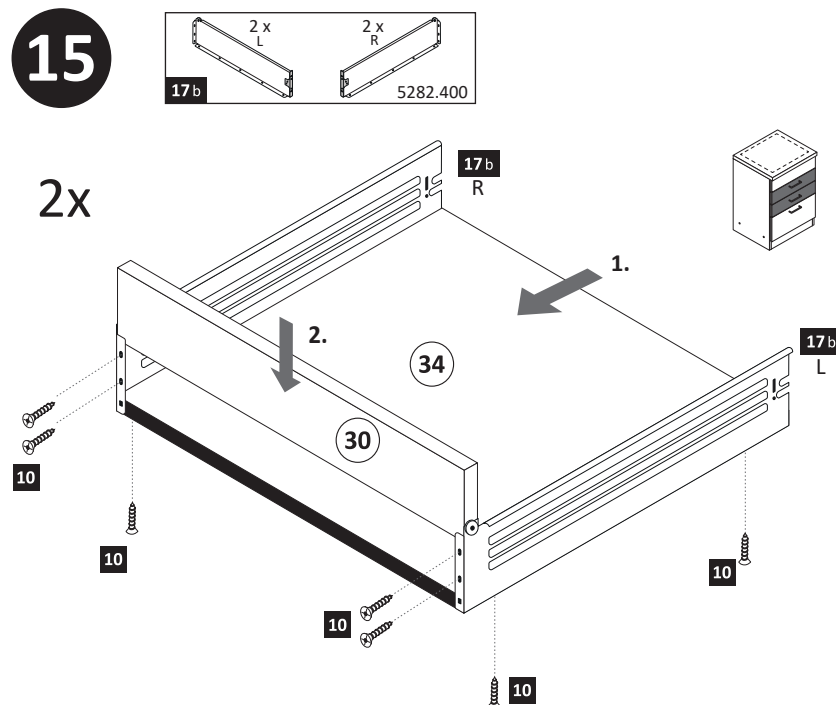
13



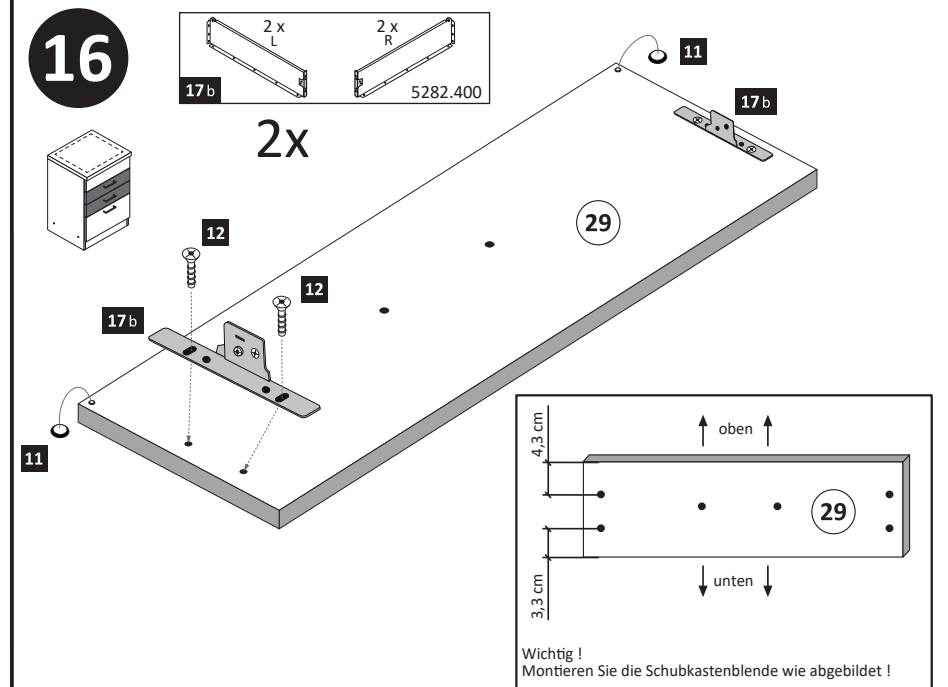
14



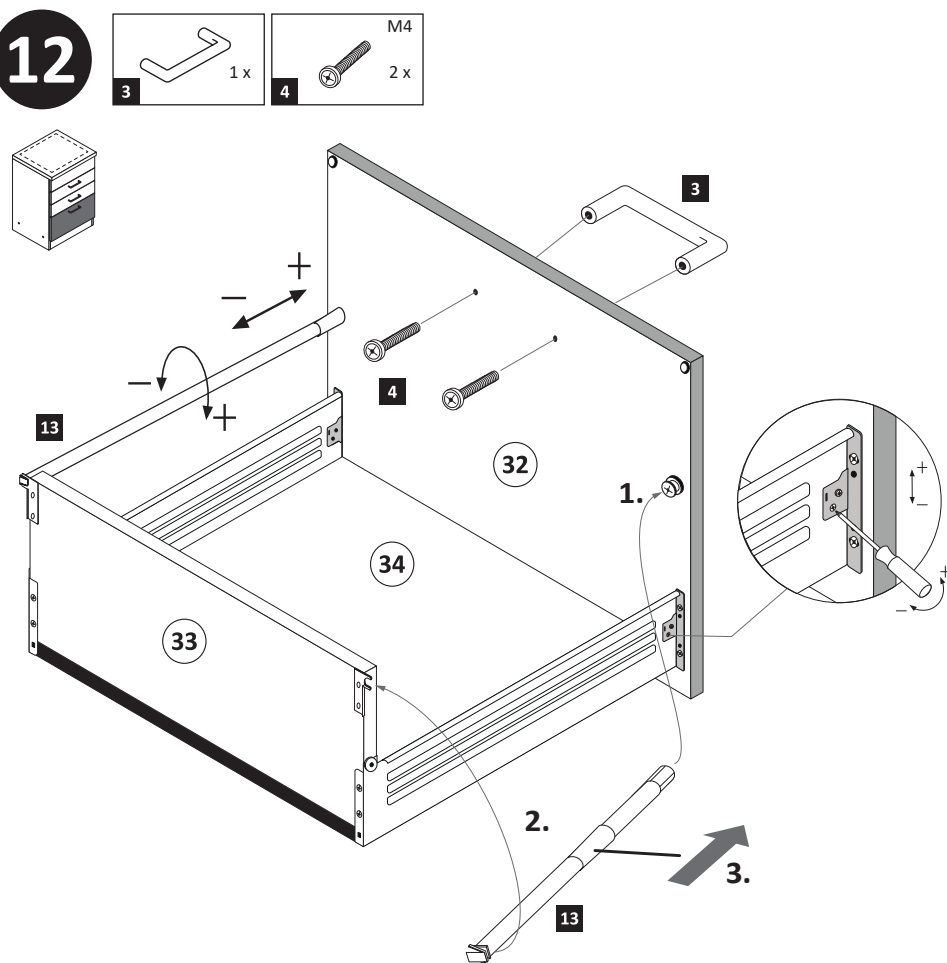
15



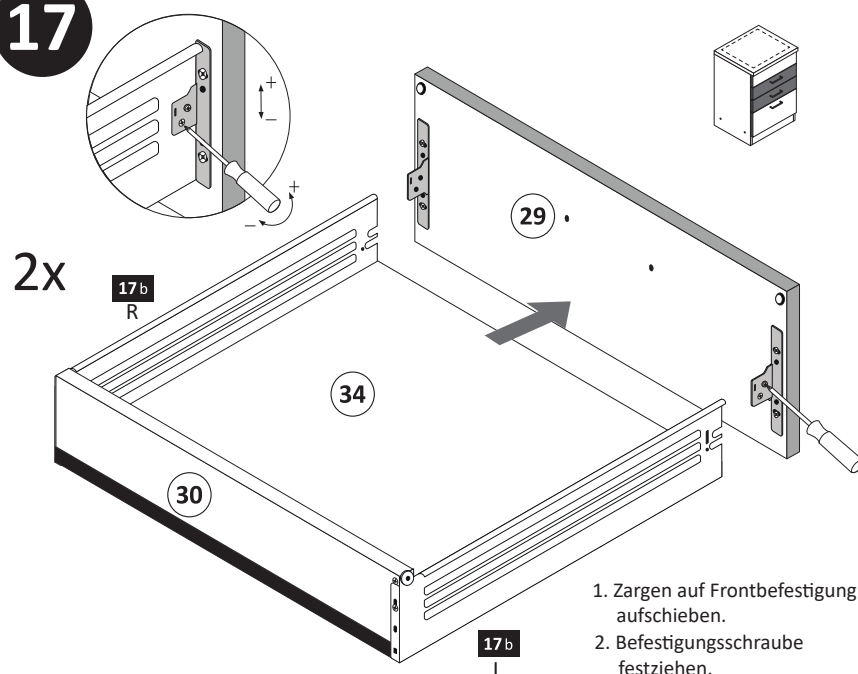
16



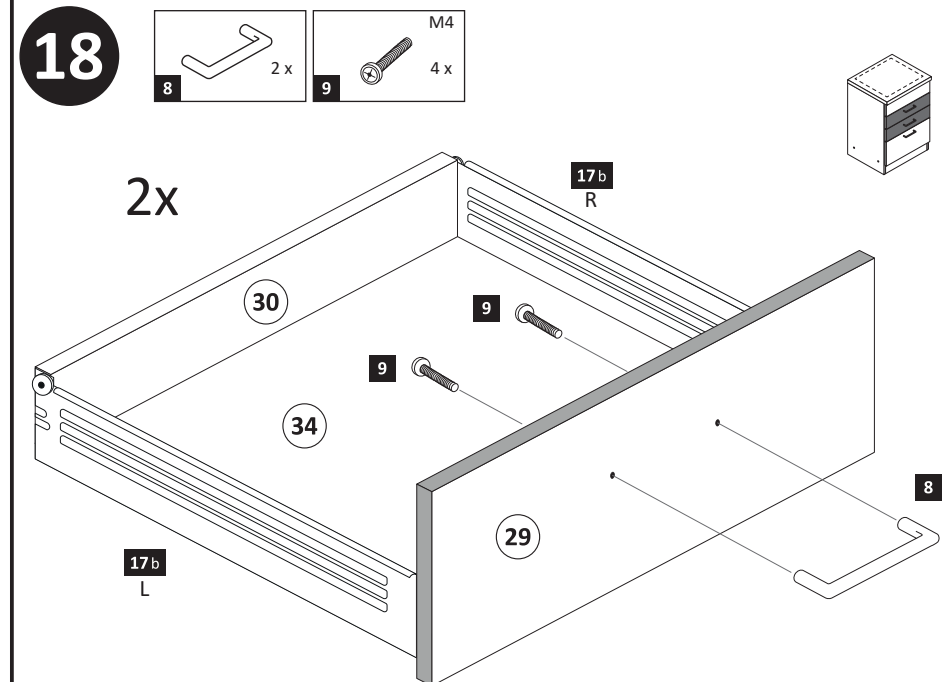
12



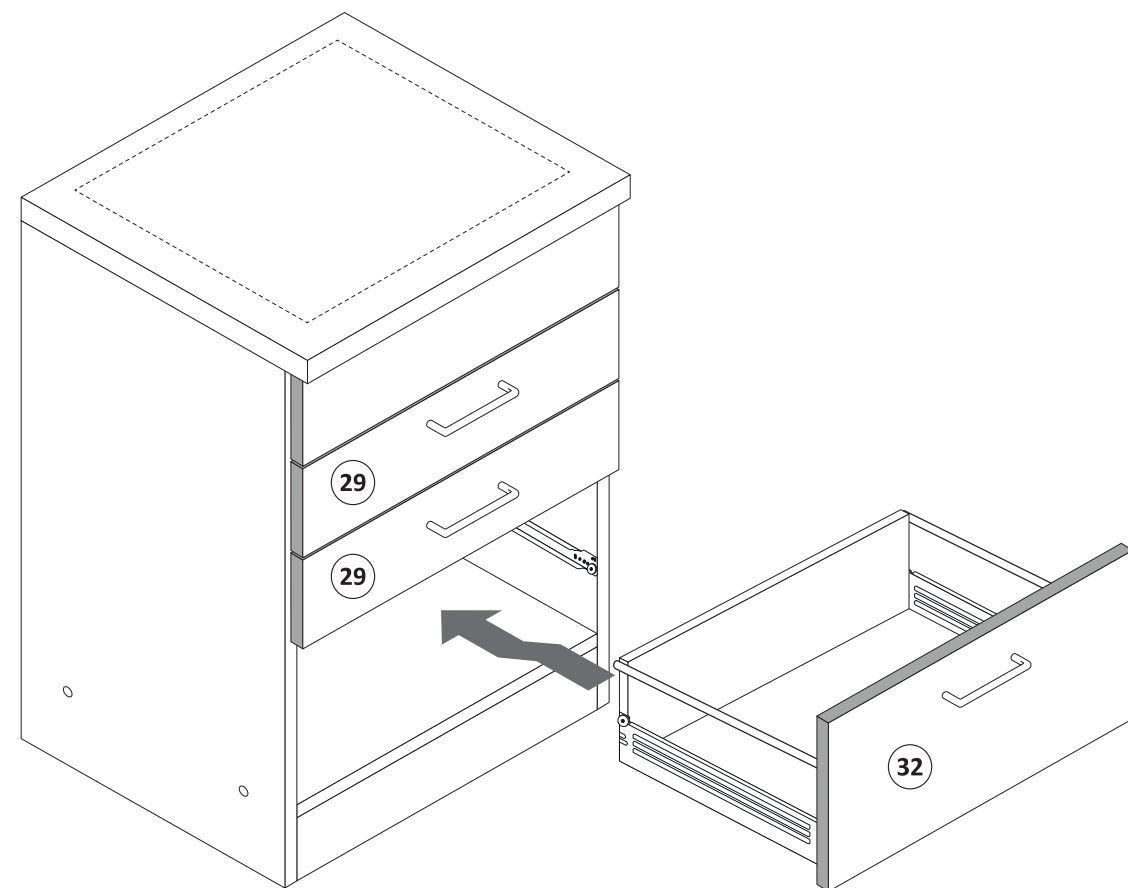
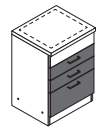
17



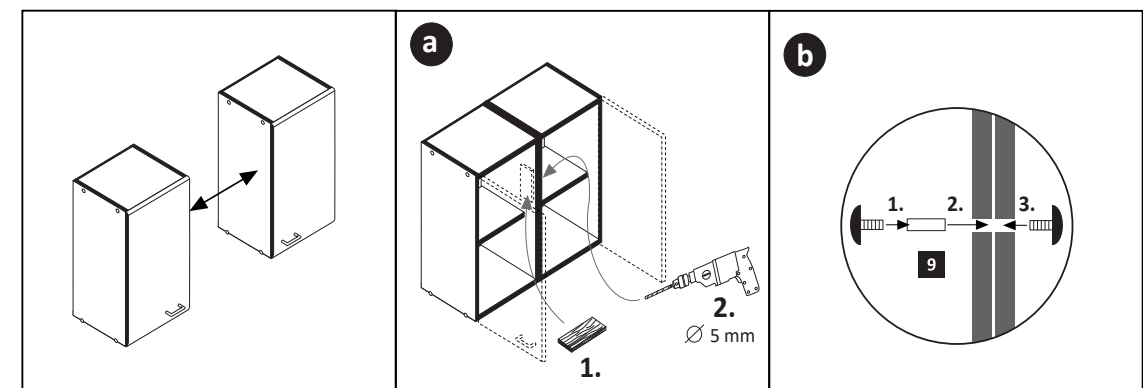
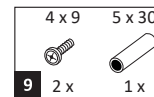
18



19

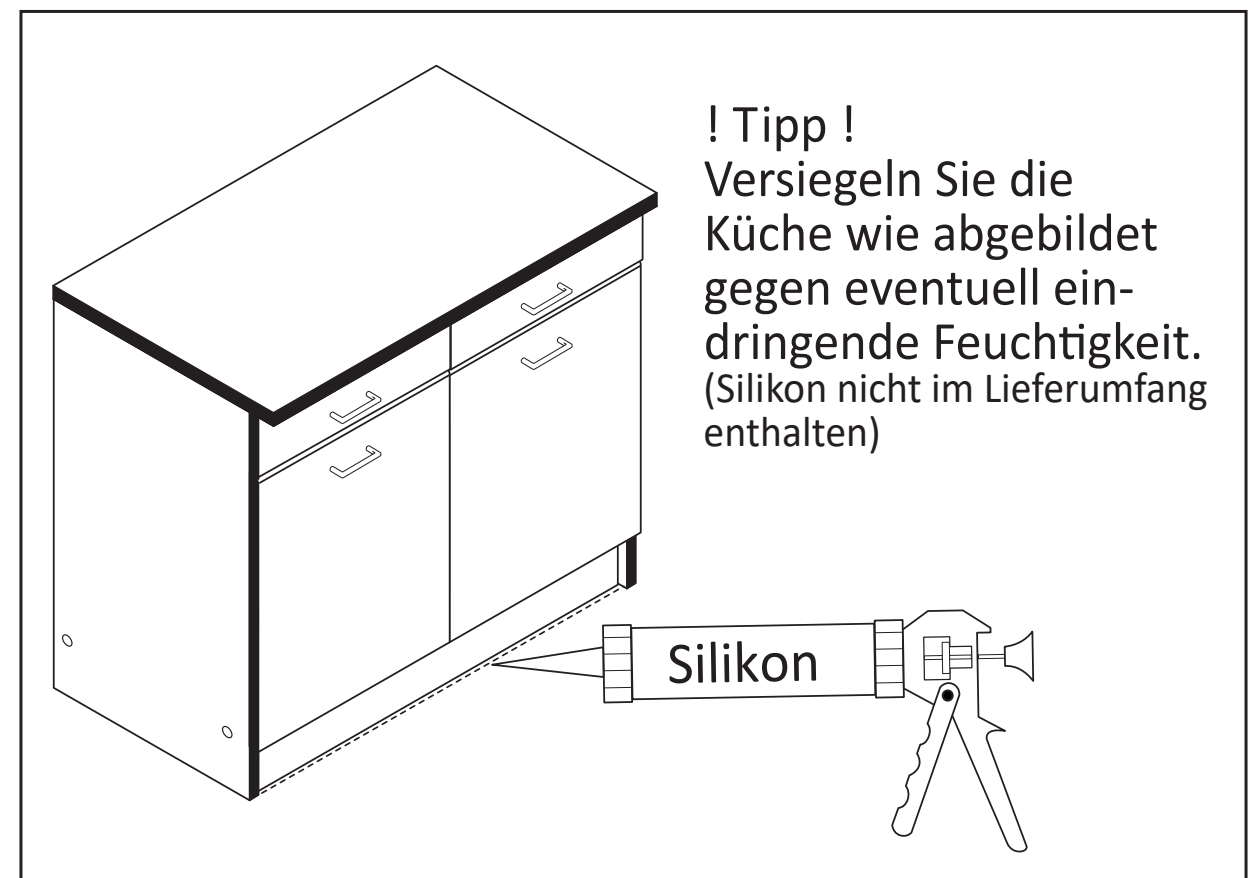
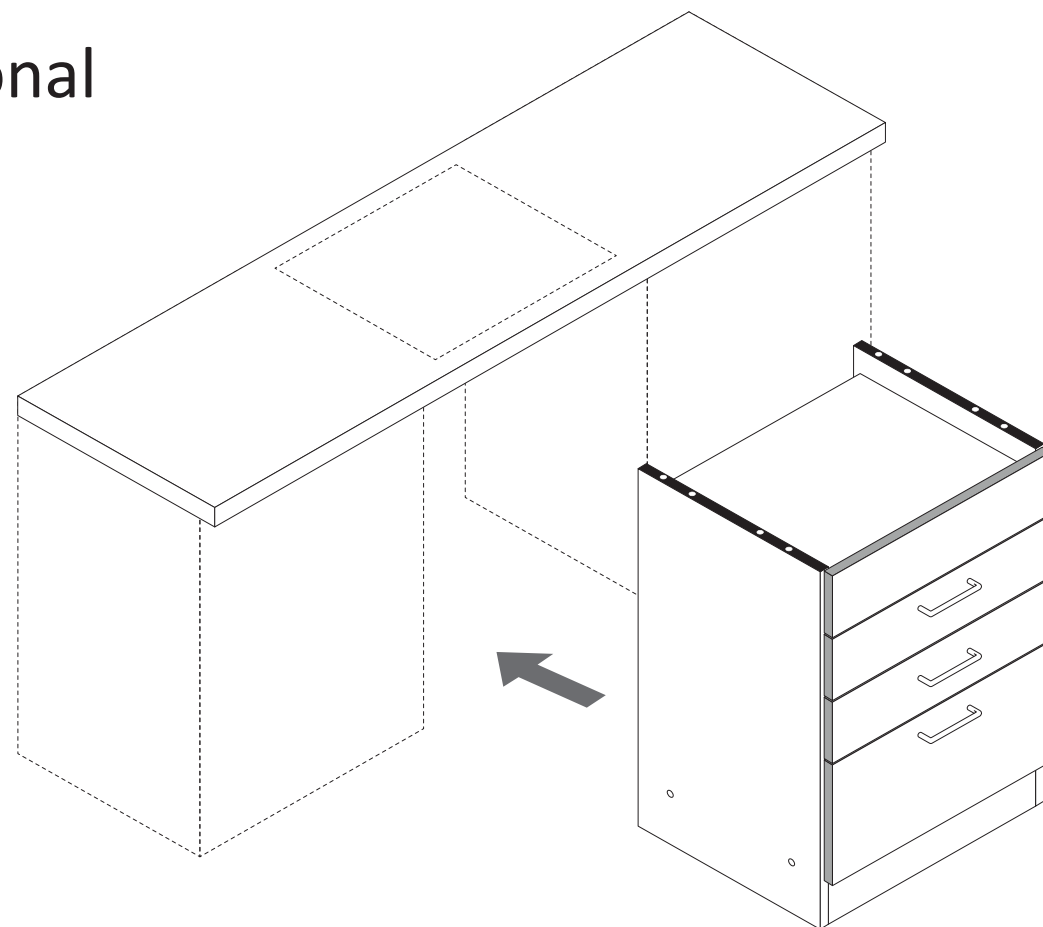


21

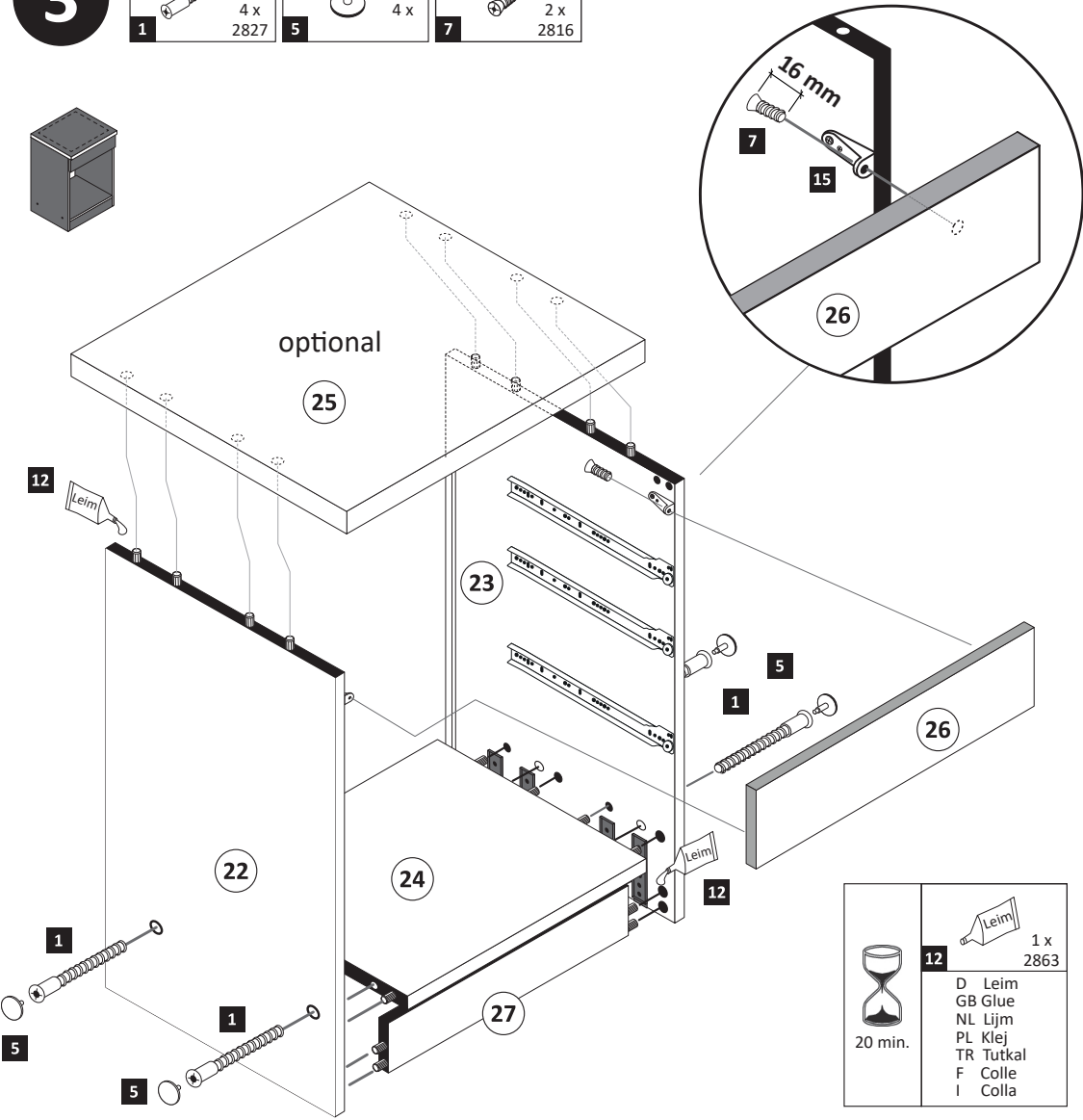


20

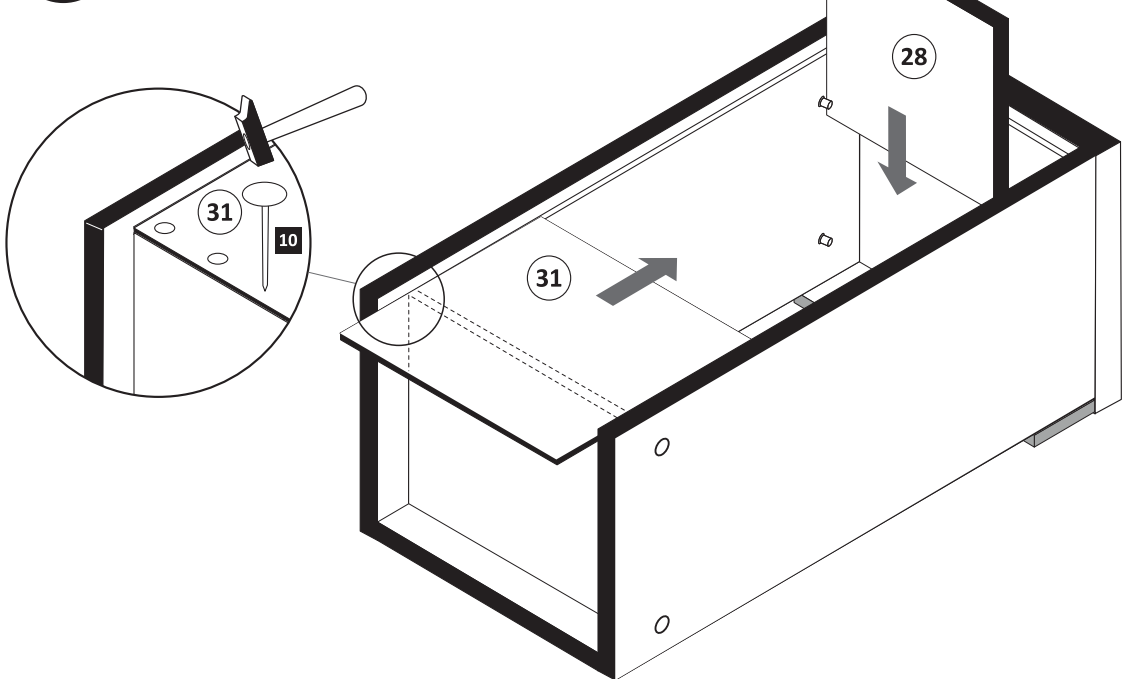
optional



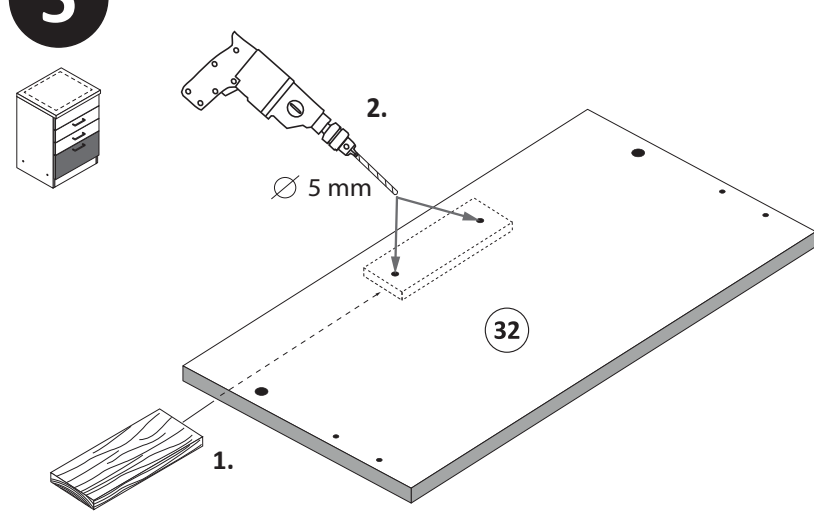
- 3**
- 1 4 x 2827
 - 5 4 x
 - 7 6,3 x 16 2 x 2816



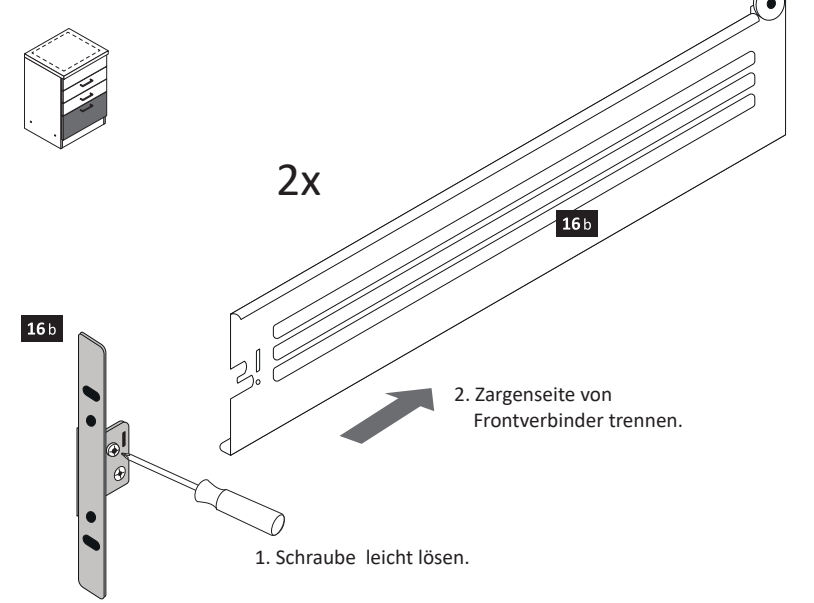
- 4**
- 10 10 x 2862



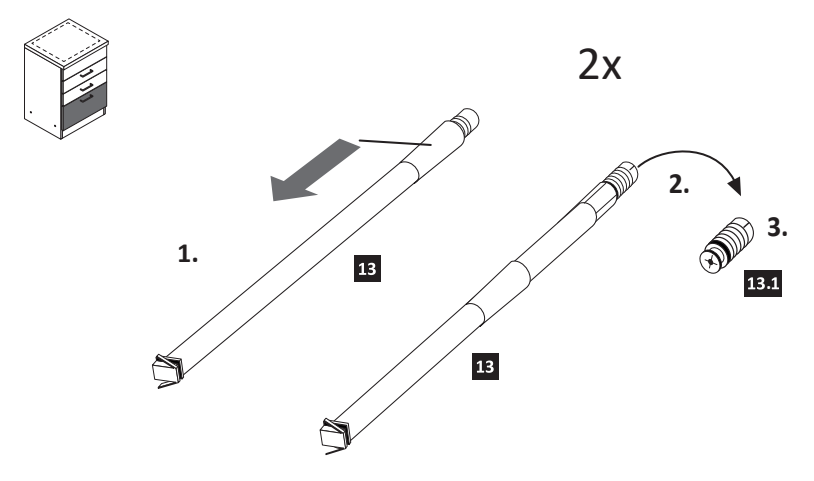
- 5**



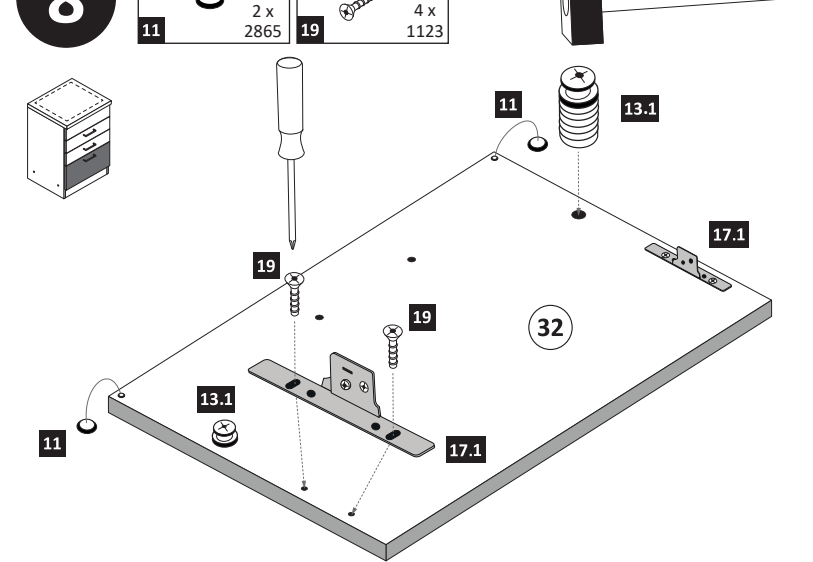
- 6**



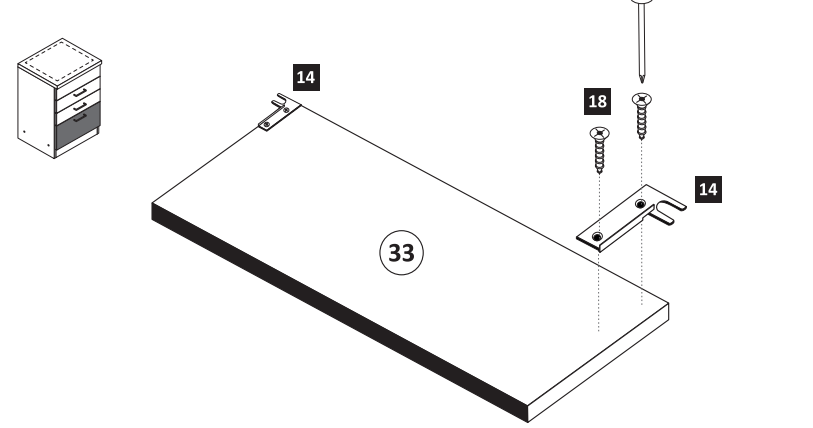
- 7**



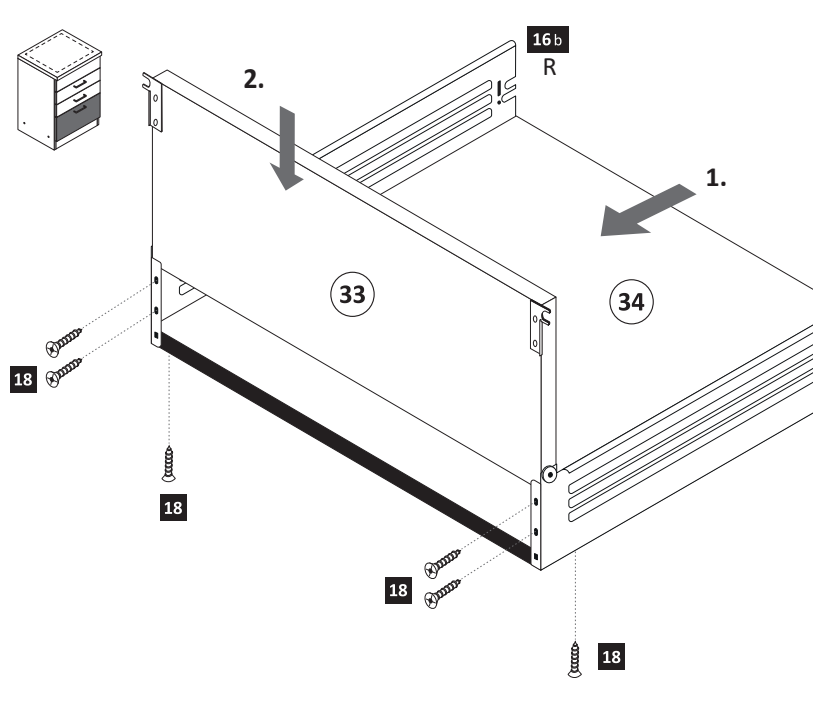
- 8**



- 9**



- 10**



www.till-hilft.de



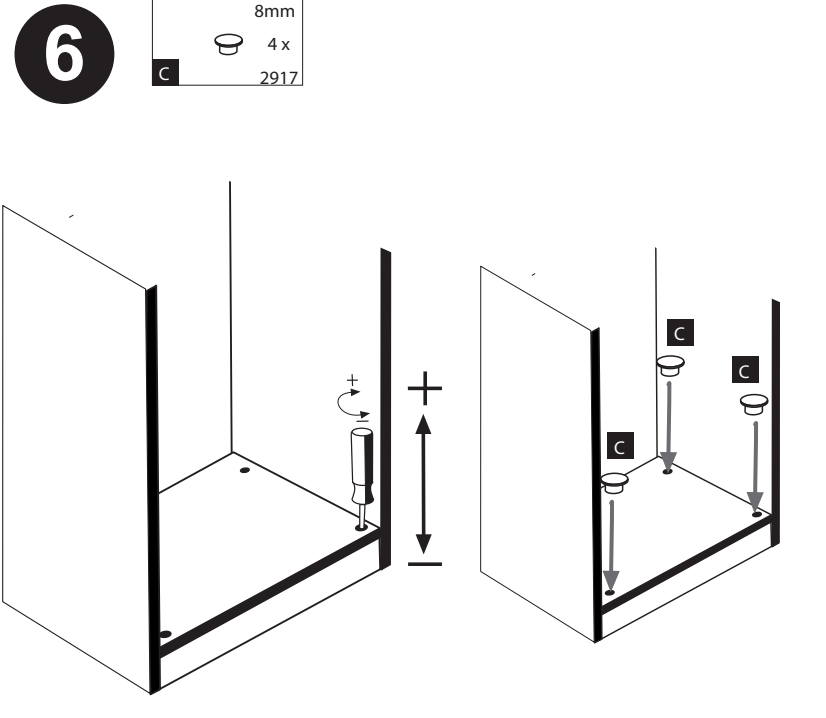
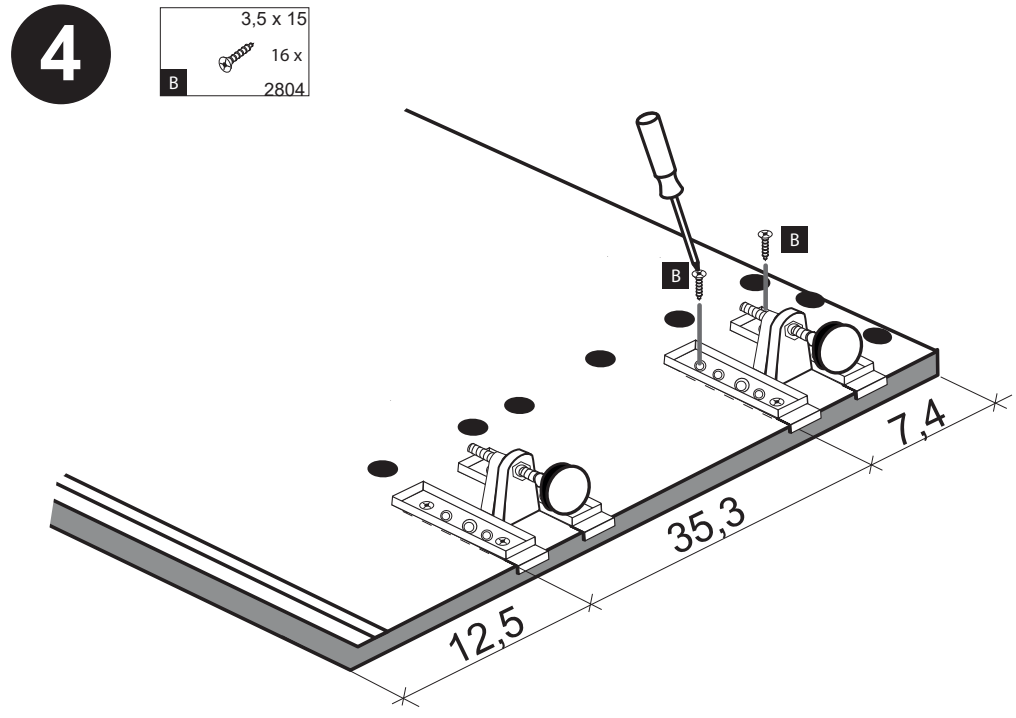
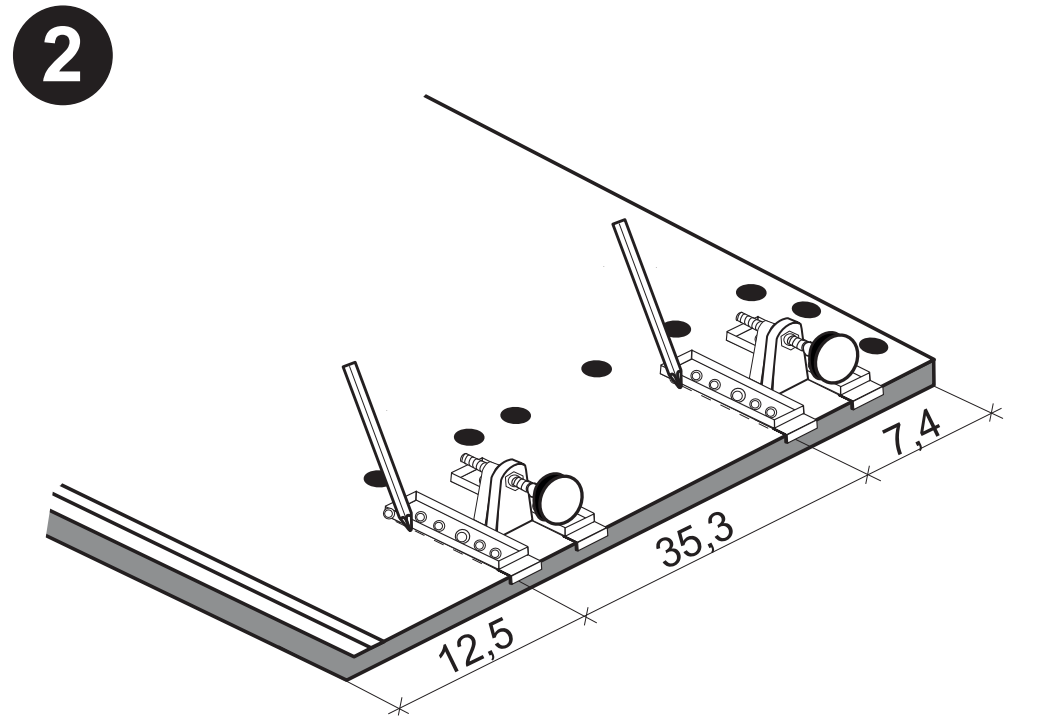
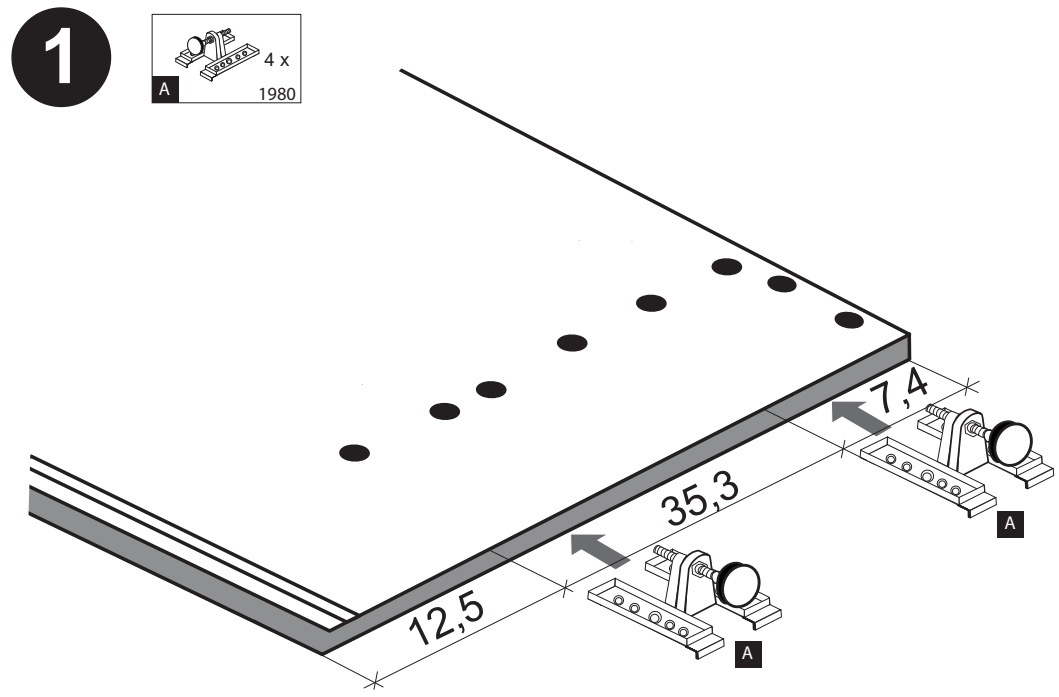
89930.330

 4 x 1980	 3,5 x 15 16 x 2804	 8mm 4 x 2917
---	--	--



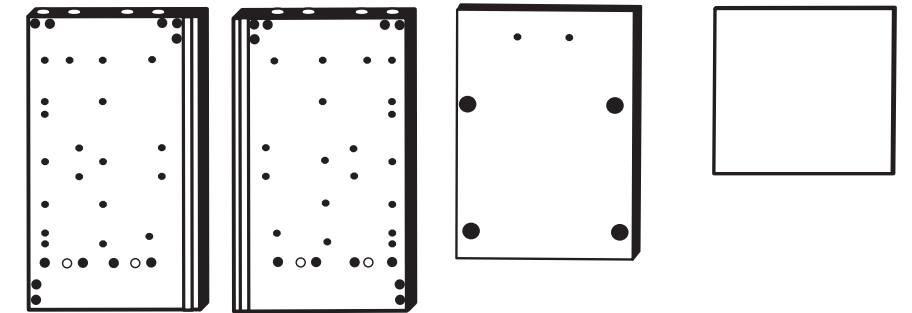
!! WICHTIG!!

Bitte fixieren den Schrank an der Wand bzw. an dem Nachbarschrank erst nach dem die Höheneinstellung mit dem Füßen durchgeführt ist.

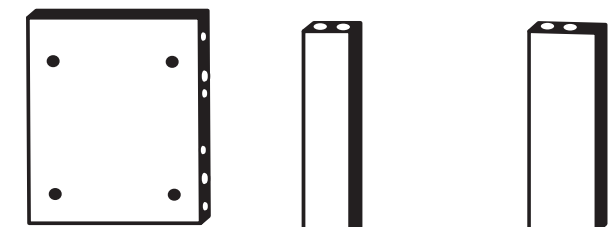




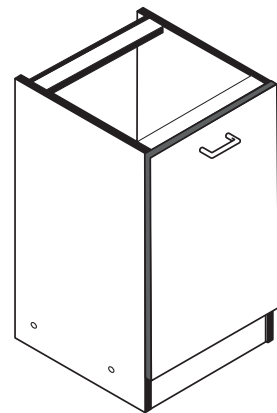
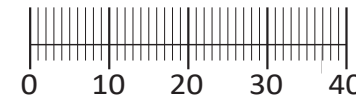
1 4 x	2 4 x 2827	3 2 x 1503	4 2 x 1611	5 1 x
6 2 x	7 8 x 30 20 x 2861	8 3,5 x 15 4 x 2804	9 35mm 2 x 2886	10 1 x 2863
11 10 x 2862	12 2 x 2865	13 3,5 x 30 4 x 2807	14 4 x 9 2 x 5 x 30 1 x	
A 4 x 1980	B 3,5 x 15 16 x 2804	C 8mm 4 x 2917		



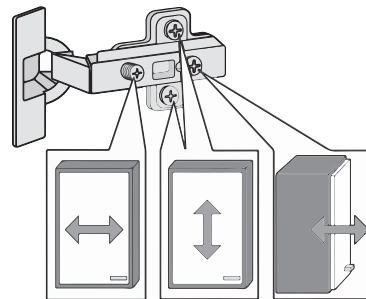

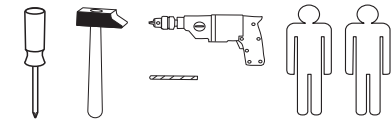
25 1 x 26 1 x 27 1 x 28 1 x



29 1 x 30 2 x 31 1 x



87131.532



Das beigegefügte Wandbefestigungsmaterial (Dübel und Schrauben) eignet sich nur für festes Mauerwerk (z.B.: Beton- oder Ziegelwände). Für andere Wandaufbauten sind eventuell Spezialdübel und andere Schrauben notwendig. Ziehen Sie gegebenenfalls eine Fachkraft zu Rate.

De beigeleidende wandmontage hardware (pluggen en schroeven) is alleen geschikt voor massief metselwerk (bijvoorbeeld beton of bakstenen muren). Voor andere muur structuren zijn eventueel bijzondere ankerbouten en andere noodzakelijke. Draai indien nodig, een deskundige.

Приложенный материал для крепления к стене (дюбели и винты) пригоден только для жестких кладок (например, бетонные или кирпичные стены). Для других настенных конструкций необходимы смотря по обстоятельствам специальные дюбели и другие винты. При необходимости проконсультируйтесь у специалиста.

Le mur d'accompagnement matériel de montage (chevilles et les vis) ne convient que pour la maçonnerie solide (par exemple en béton ou des murs de briques). Pour les structures de mur d'autres sont peut-être spéciale boulons d'ancrage et d'autres nécessaires. Serrer le cas échéant, un expert.

Załączony materiał do mocowania do ściany (kolki rozprężne i wkręty) nadaje się tylko do ścian murowanych (np. z betonu lub cegieł). Do ścian wykonanych w innych technologiach konieczne być mogą specjalne kolki rozprężne i inne wkręty. W razie potrzeby skorzystaj z fachowej pomocy

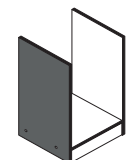
Il muro di accompagnamento hardware di montaggio (tasselli e viti) è'e adatto solo per muratura piena (ad esempio calcestruzzo o muratura). Per le altre strutture murarie sono forse speciali bulloni di ancoraggio e necessari di altri. Serrare se necessario, un esperto.

The accompanying wall mounting hardware (anchors and screws) is suitable only for solid masonry (eg concrete or brick walls). For other wall structures are possibly special anchor bolts and other necessary. Tighten if necessary, an expert.

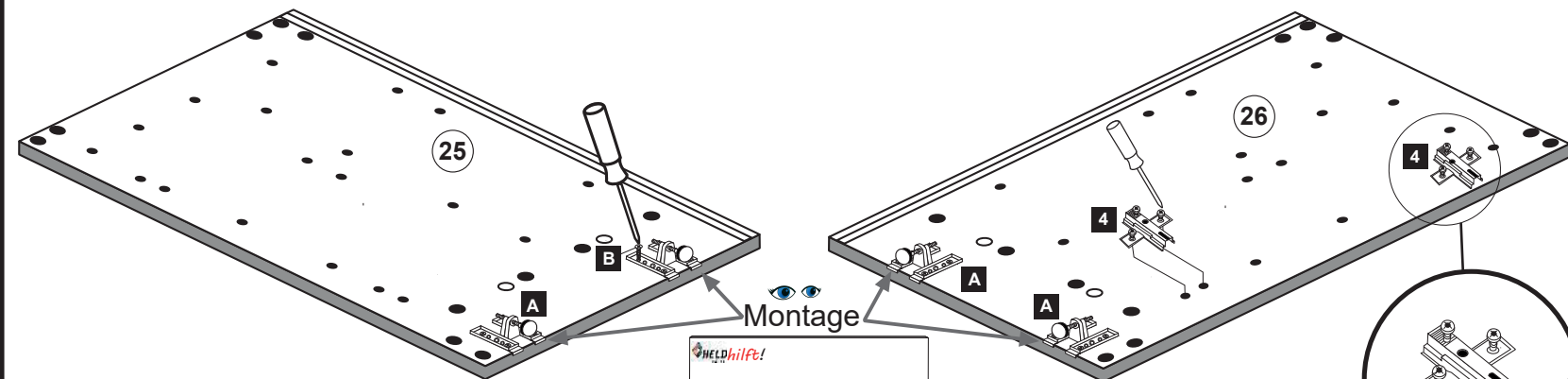
Ekteki duvara sabit montaj malzemeleri (dübel ve vidalar), sadece sağlam duvarlar için (örnek: beton veya tuğla) elverişlidir. Başka duvarlar için özel dübeller ve farklı vidalar gerekebilir. Gerektiğinde bir uzmana danışınız.

1

4 2 x 1611	A 4 x 1980	B 3,5 x 15 16 x 2804
------------------	------------------	-------------------------------



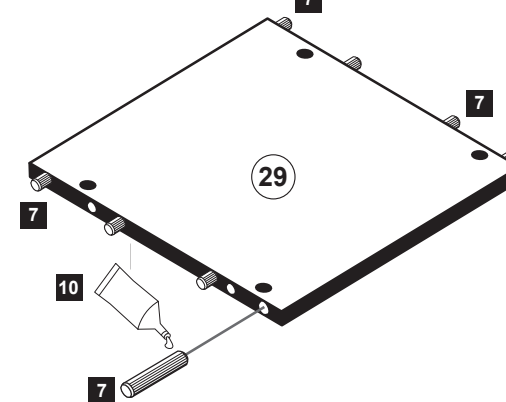
Bitte beachten !
In dieser Aufbauanleitung ist die Tür rechts angeschlagen.
Soll die Tür links angeschlagen werden, müssen die Kreuzmontageplatten 4 auf das linke Seitenteil 25, und die Scharniere 3 in die gegenüberliegenden Bohrungen montiert werden.



Montage
Zusatzzettel Küchen Unterbau-Fuß

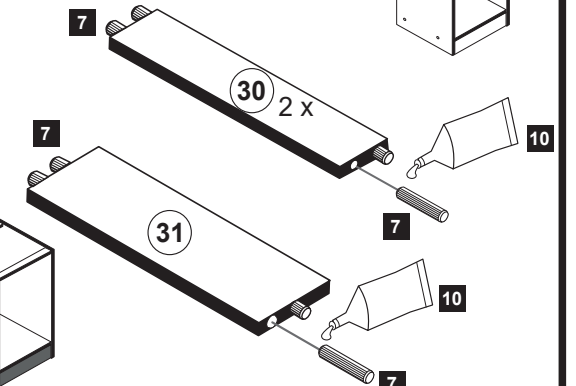
2

7 8 x 30 8 x 2861	10 1 x 2863
----------------------------	-------------------



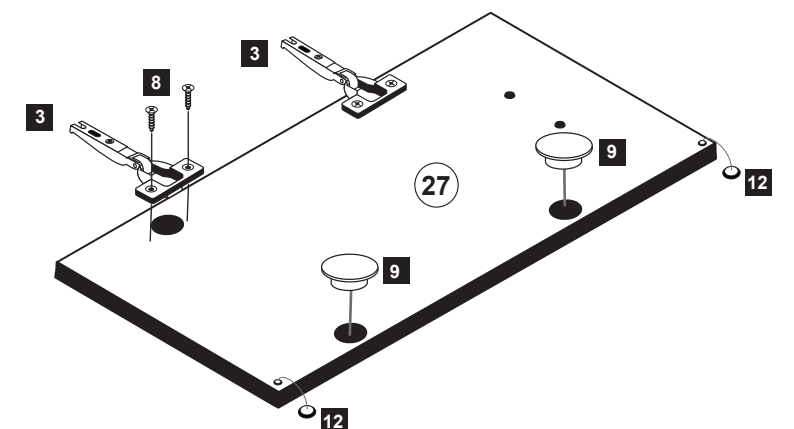
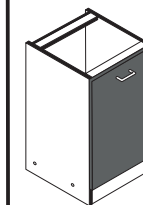
3

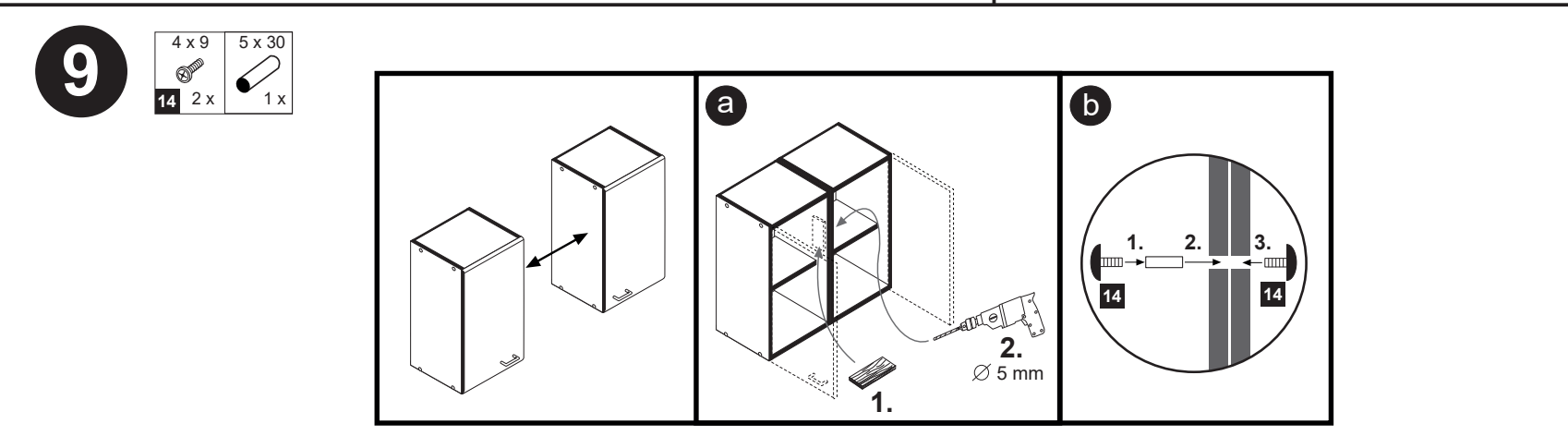
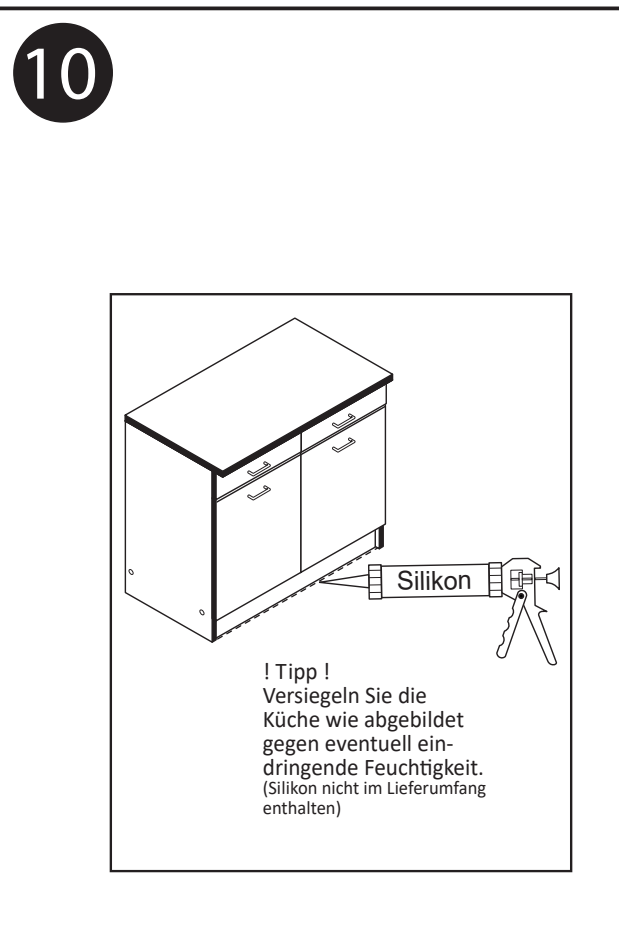
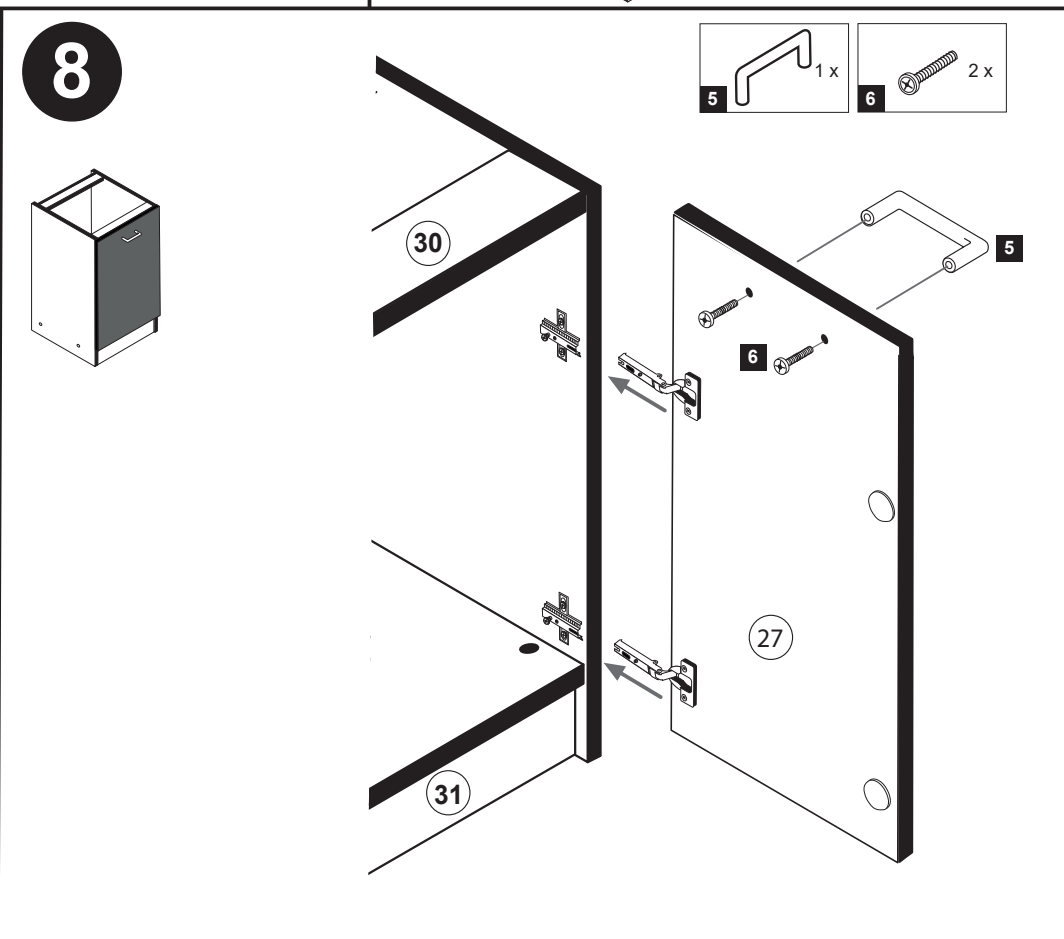
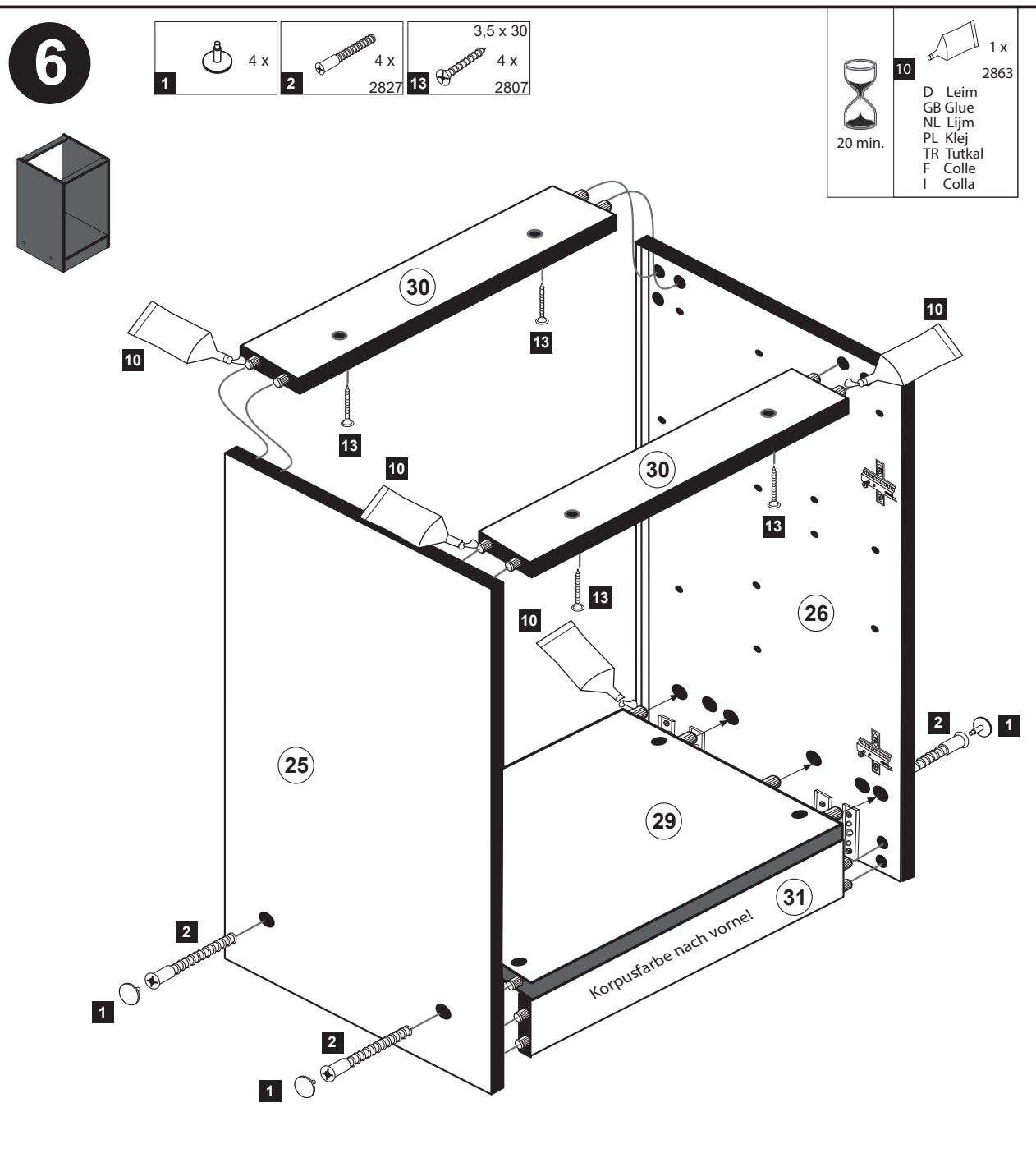
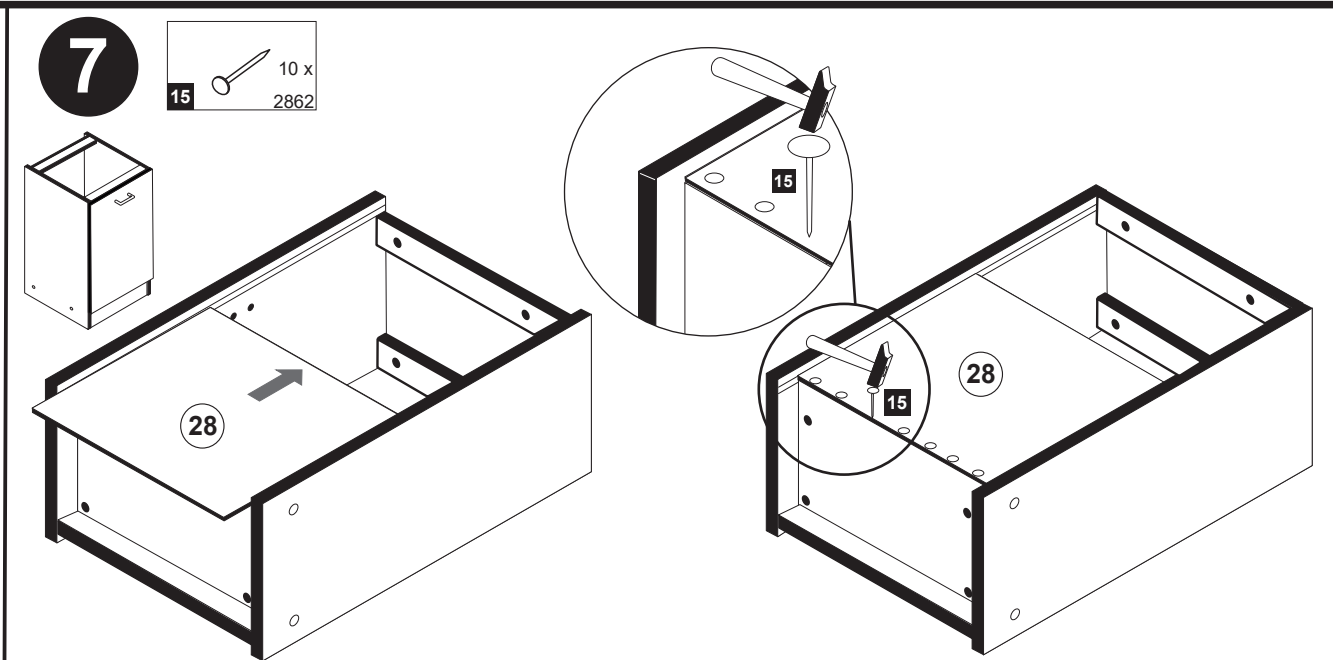
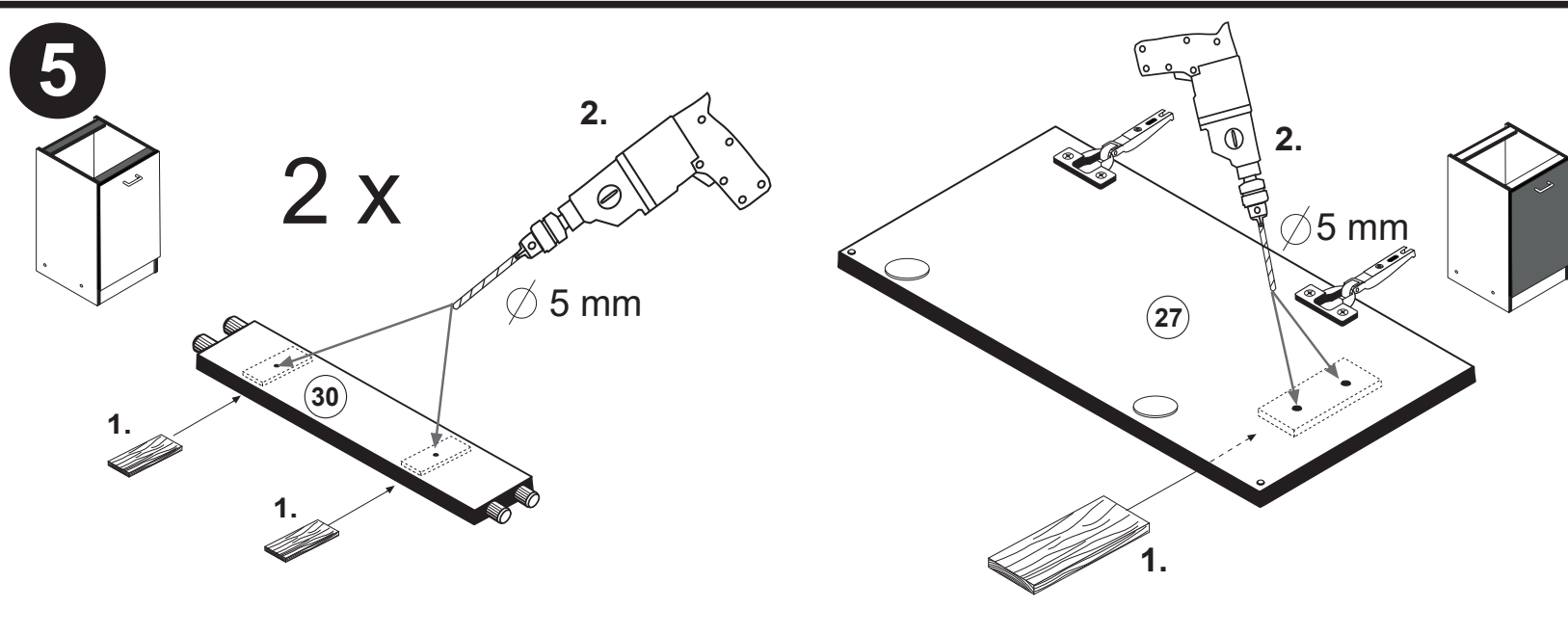
7 8 x 30 12 x 2861	10 1 x 2863
-----------------------------	-------------------



4


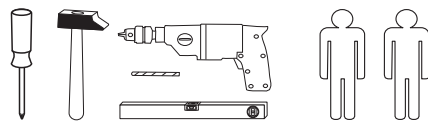
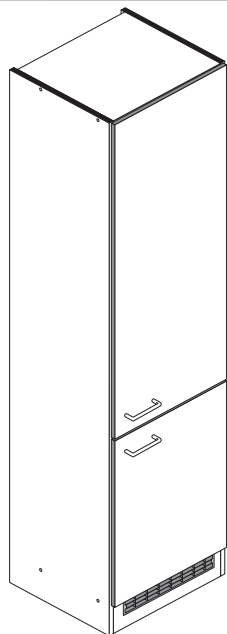
3 2 x 1503	8 3,5 x 15 4 x 2804
9 35mm 2 x	12 2 x 2865



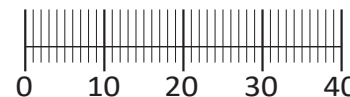




87243.730



1 8 x 2827	2 8 x	3 8 x 30 24 x 2861	4 Leim 1 x 2863	5 5 x 1503
6 5 x 1611	7 3,5 x 15 4 x 2804	8 2 x	9 4 x 4 2 x	10 5mm 4 x 2855
11 4 x 2865	12 2 x 2527	13 4 x 45 2 x 2814	14 6 x 34 2 x 2844	15 4 x 9 5 x 30 2 x 1 x
16 2 x 2532	17 1 x 4940	A 4 x 1980	B 3,5 x 15 16 x 2804	C 8mm 4 x 2917



Das beigefügte Wandbefestigungsmaterial (Dübel und Schrauben) eignet sich nur für festes Mauerwerk (z.B.: Beton- oder Ziegelwände). Für andere Wandaufbauten sind eventuell Spezialdübel und andere Schrauben notwendig. Ziehen Sie gegebenenfalls eine Fachkraft zu Rate.

De begeleidende wandmontage hardware (pluggen en schroeven) is alleen geschikt voor massief metselwerk (bijvoorbeeld beton of bakstenen muren). Voor andere muur structuren zijn eventueel bijzondere ankerbouten en andere noodzakelijke. Draai indien nodig, een deskundige.

Приложенный материал для крепления к стене (дюбели и винты) пригоден только для жестких кладок (например, бетонные или кирпичные стены). Для других настенных конструкций необходимы смотря по обстоятельствам специальные дюбели и другие винты. При необходимости проконсультируйтесь у специалиста.


Le mur d'accompagnement matériel de montage (chevilles et les vis) n'est adapté que pour la maçonnerie solide (par exemple en béton ou des murs de briques). Pour les structures de mur d'autres sont peut-être spéciale boulons d'ancrage et d'autres nécessaires. Serrer le cas échéant, un expert.

Załączony materiał do mocowania do ściany (kolki rozprężne i wkręty) nadaje się tylko do ścian murowanych (np. z betonu lub cegiel). Do ścian wykonanych w innych technologiach konieczne być mogą specjalne kolki rozprężne i inne wkręty. W razie potrzeby skorzystaj z fachowej pomocy

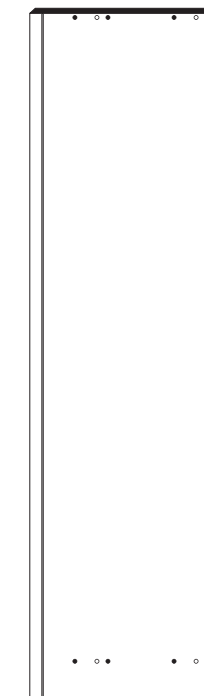
Il muro di accompagnamento hardware di montaggio (tasselli e viti) è'e adatto solo per muratura piena (ad esempio calcestruzzo o muratura). Per le altre strutture murarie sono forse speciali bulloni di ancoraggio e necessari di altri. Serrare se necessario, un esperto.

The accompanying wall mounting hardware (anchors and screws) is suitable only for solid masonry (eg concrete or brick walls). For other wall structures are possibly special anchor bolts and other necessary. Tighten if necessary, an expert.


Ekteki duvarar sabit montaj malzemeleri (dübel ve vidalar), sadece sağlam duvarlar için (örnek: beton veya tuğla) elverişlidir. Başka duvarlar için özel dübeller ve farklı vidalar gerekebilir. Gerektiğinde bir uzmana danışınız.



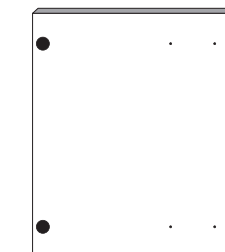
20 1 x



21 1 x




22 1 x




23 1 x




26 1 x



27 1 x



24 1 x

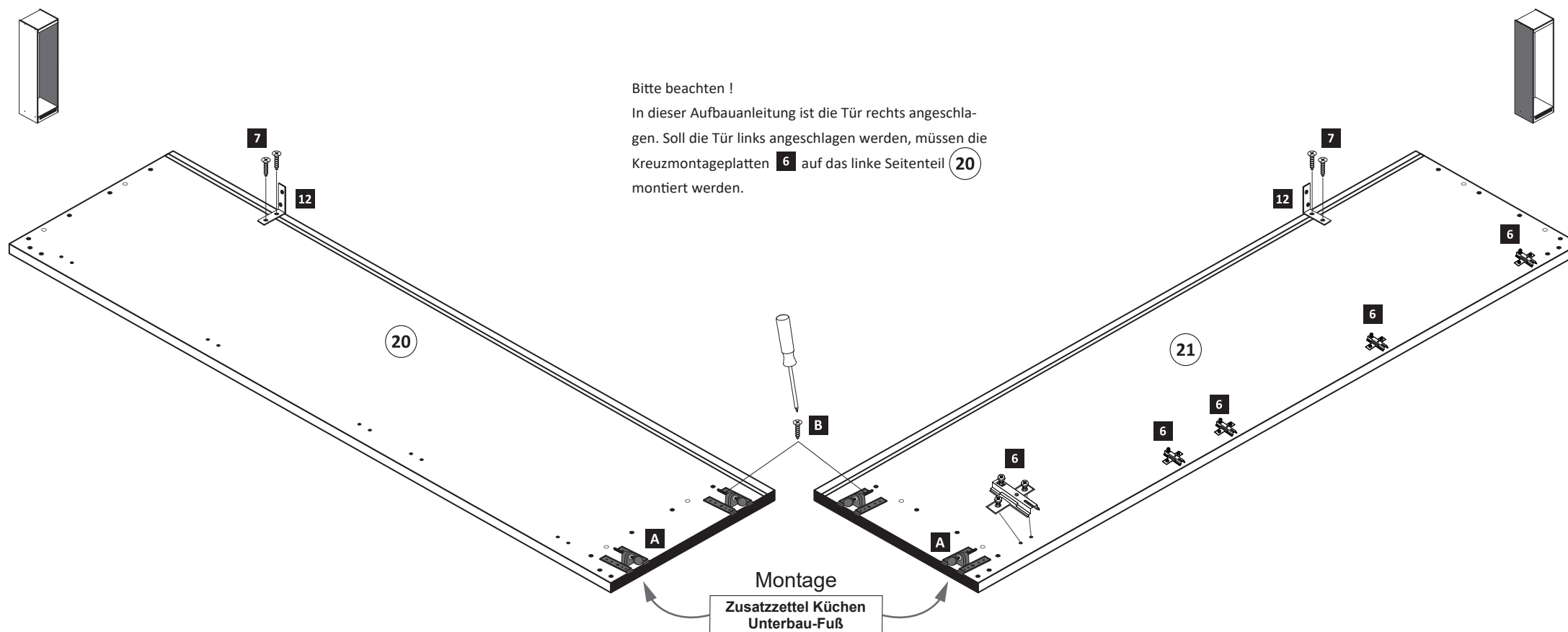


25 1 x

1

6 5 x 1611	7 3,5 x 15 4 x 2804	12 2 x 2527	A 4 x 1980	B 3,5 x 15 16 x 2804
---------------	---------------------------	----------------	---------------	----------------------------

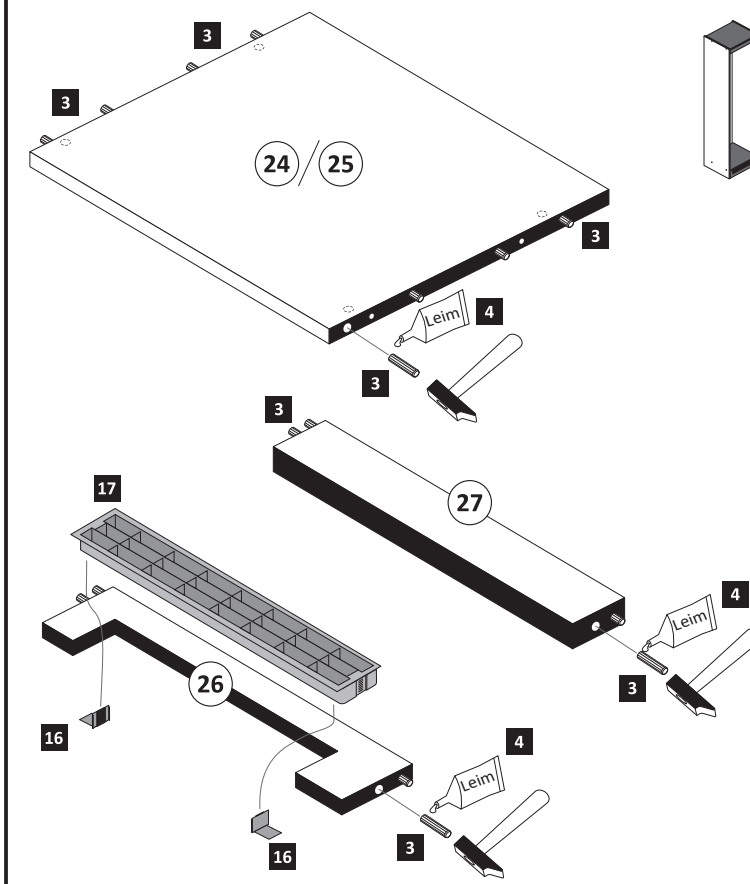
Bitte beachten !
In dieser Aufbauanleitung ist die Tür rechts angeschlagen. Soll die Tür links angeschlagen werden, müssen die Kreuzmontageplatten 6 auf das linke Seitenteil 20 montiert werden.



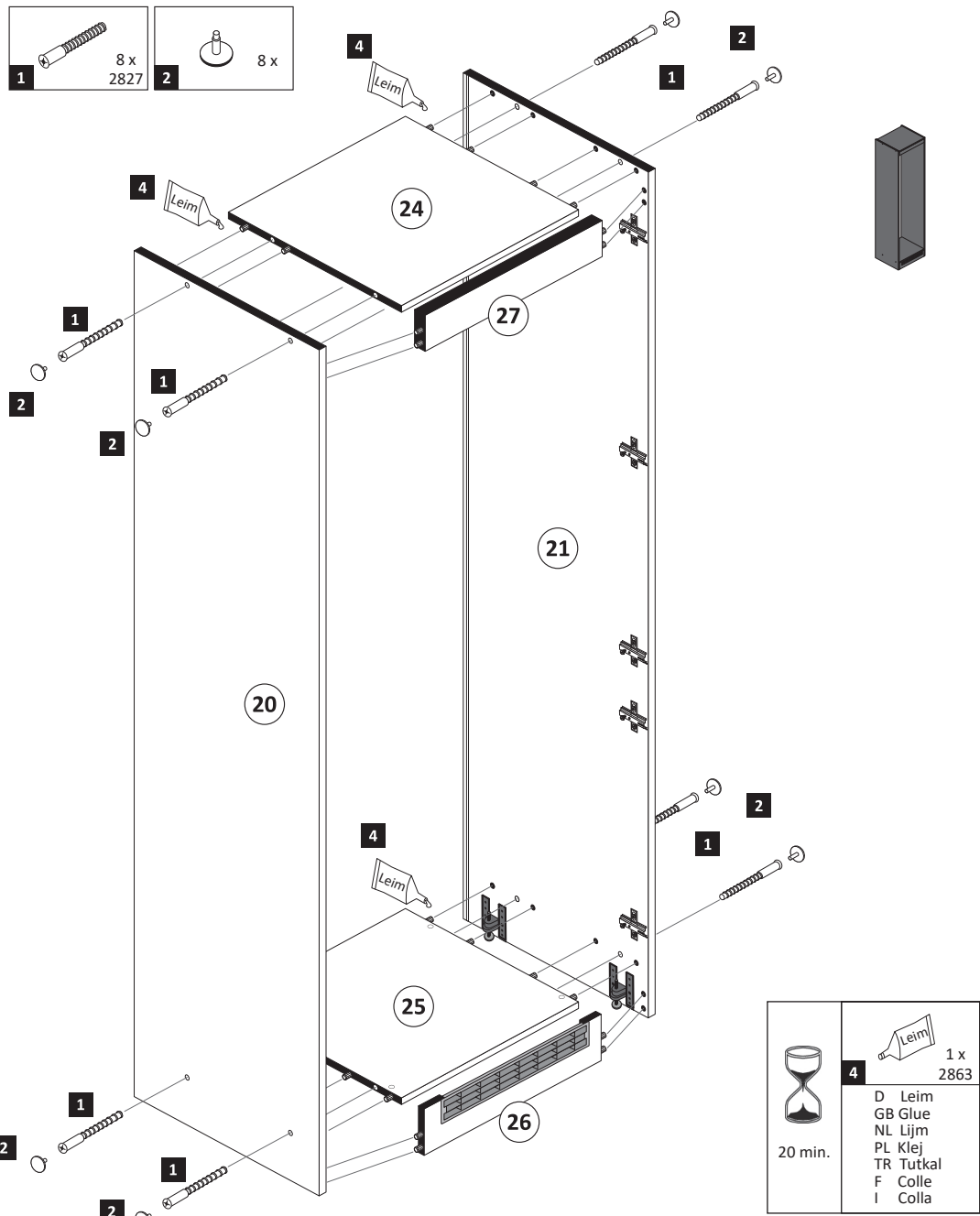
Montage
Zusatzsetzel Küchen
Unterbau-Fuß

2

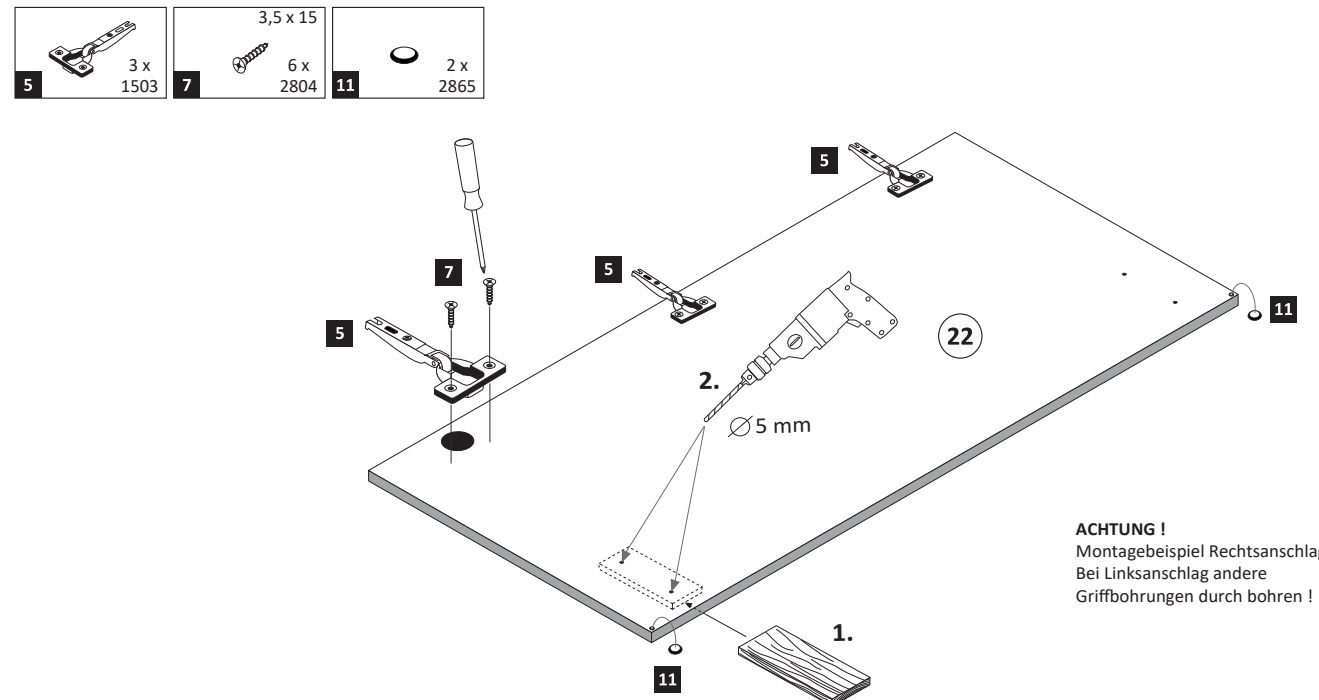
3 8 x 30 24 x 2861	4 Leim 1 x 2863	16 2 x 2532	17 1 x 4940
--------------------------	-----------------------	----------------	----------------



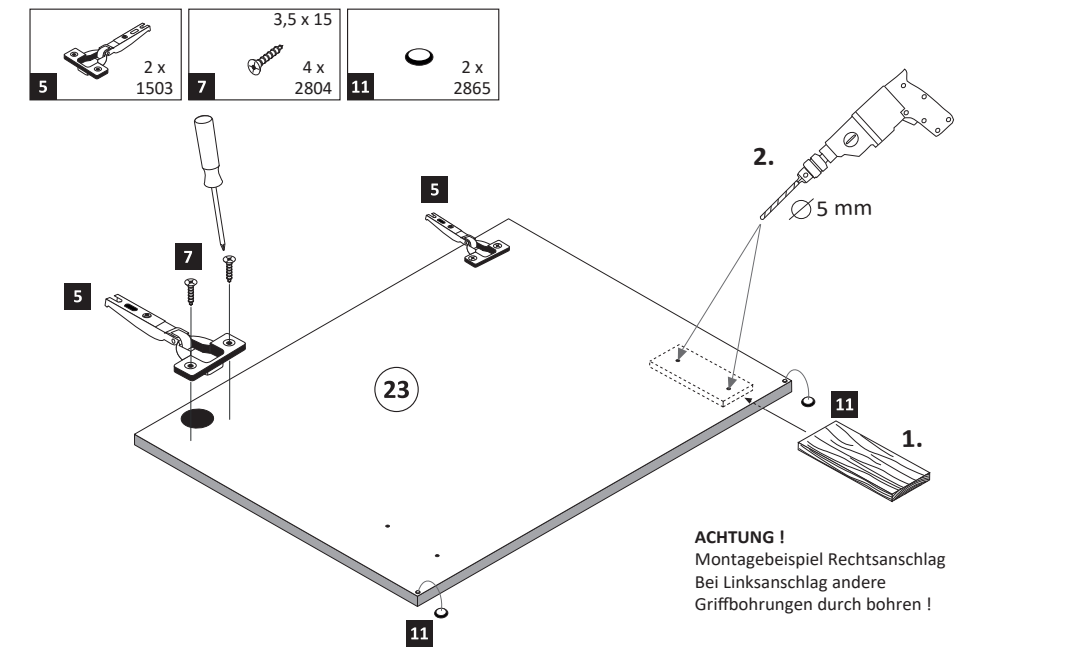
3



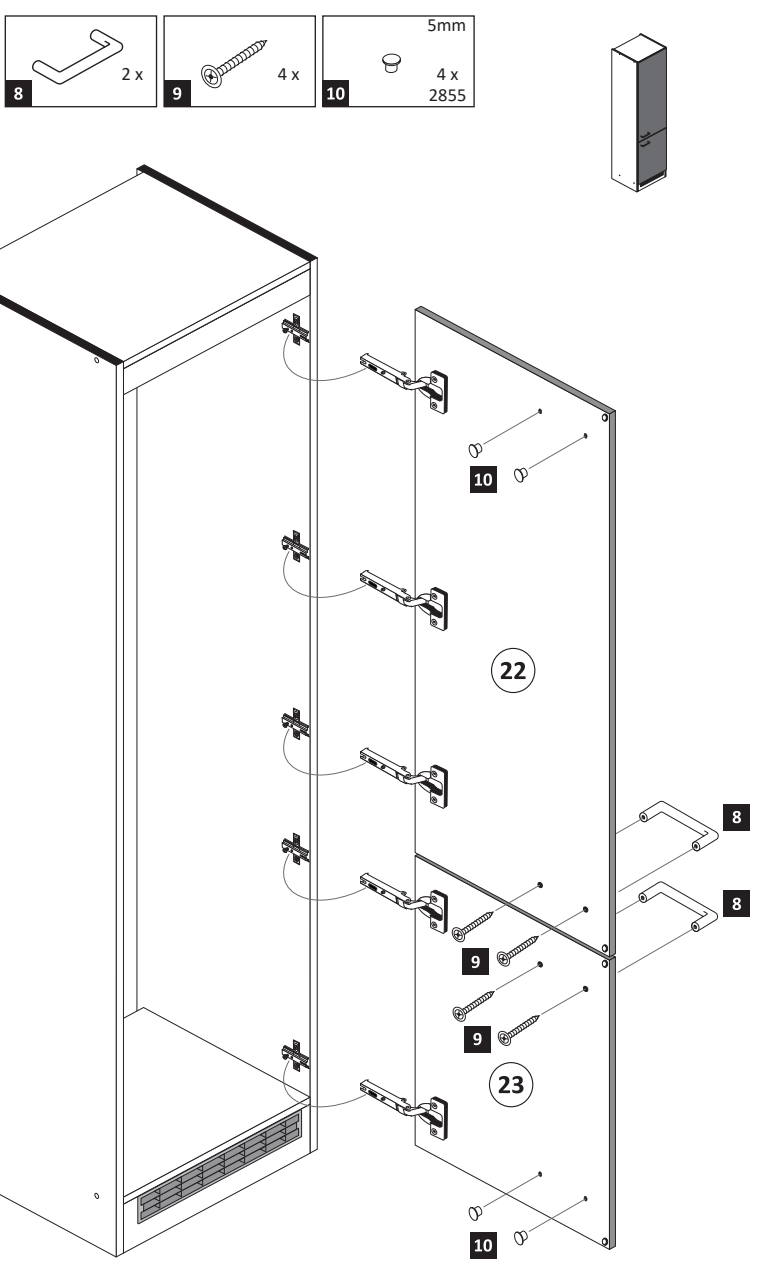
5



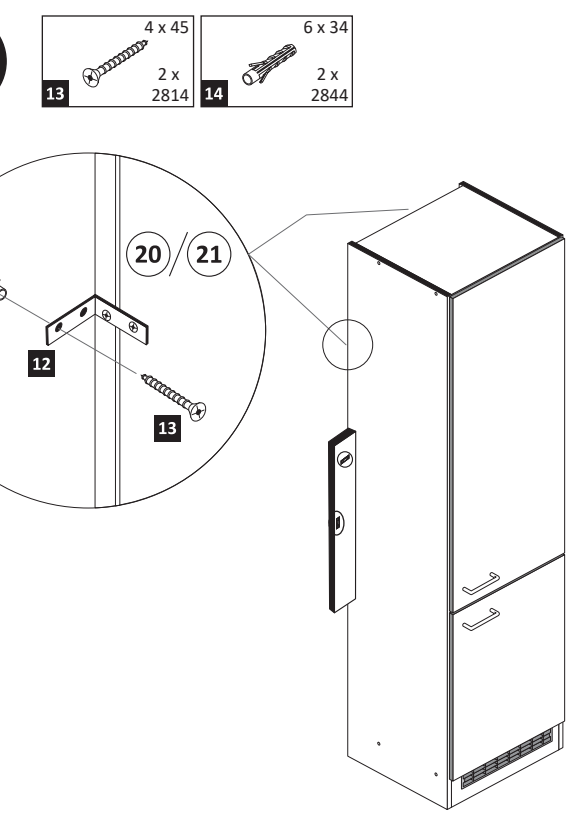
4



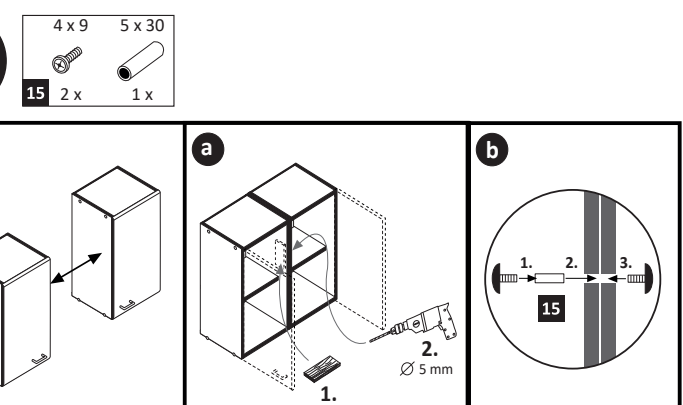
6



7

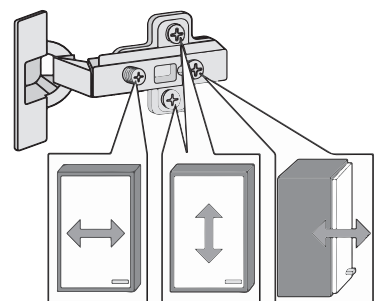

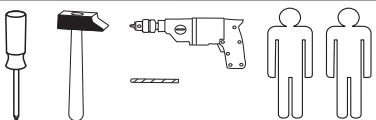


8

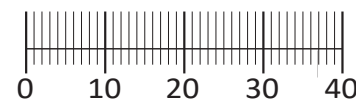




87109.531



1 4 x 2827	8 x 30 20 x 2861	2 x 1503	2 x 1611	35mm 2 x 2886
6 4 x	7 1 x 2863	5/5 x 16 4 x 2821	3,5 x 15 4 x 2804	3,5 x 30 4 x 2807
11 1 x	12 4 x 25 2 x 2837	13 4 x 2865	14 4 x 9 2 x	15 5 x 30 1 x 2862
A 4 x 1980	B 3,5 x 15 16 x 2804	C 8mm 4 x 2917		



Das beigegefügte Wandbefestigungsmaterial (Dübel und Schrauben) eignet sich nur für festes Mauerwerk (z.B.: Beton- oder Ziegelwände). Für andere Wandaufbauten sind eventuell Spezialdübel und andere Schrauben notwendig. Ziehen Sie gegebenenfalls eine Fachkraft zu Rate.

De begeleidende wandmontage hardware (pluggen en schroeven) is alleen geschikt voor massief metselwerk (bijvoorbeeld beton of bakstenen muren). Voor andere muur structuren zijn eventueel bijzondere ankerbouten en andere noodzakelijke. Draai indien nodig, een deskundige.

Приложенный материал для крепления к стене (дюбели и винты) пригоден только для жестких кладок (например, бетонные или кирпичные стены). Для других настенных конструкций необходимы смотря по обстоятельствам специальные дюбели и другие винты. При необходимости проконсультируйтесь у специалиста.

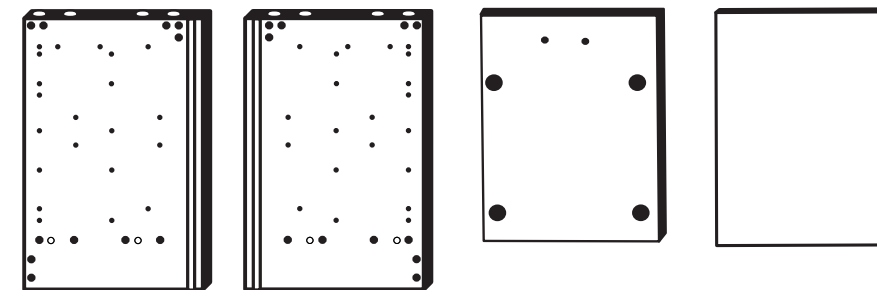
Le mur d'accompagnement matériel de montage (chevilles et vis) ne convient que pour la maçonnerie solide (par exemple en béton ou des murs de briques). Pour les structures de mur d'autres sont peut-être spéciale boulons d'ancrage et d'autres nécessaires. Serrer le cas échéant, un expert.

Załączony materiał do mocowania do ściany (kolki rozprężne i wkręty) nadaje się tylko do ścian murowanych (np. z betonu lub cegiel). Do ścian wykonanych w innych technologiach konieczne być mogą specjalne kolki rozprężne i inne wkręty. W razie potrzeby skorzystaj z fachowej pomocy


Il muro di accompagnamento hardware di montaggio (tasselli e viti) è'e adatto solo per muratura piena (ad esempio calcestruzzo o muratura). Per le altre strutture murarie sono forse speciali bulloni di ancoraggio e necessari di altri. Serrare se necessario, un esperto.

The accompanying wall mounting hardware (anchors and screws) is suitable only for solid masonry (eg concrete or brick walls). For other wall structures are possibly special anchor bolts and other necessary. Tighten if necessary, an expert.

Ekteki duvara sabit montaj malzemeleri (dübel ve vidalar), sadece sağlam duvarlar için (örnek: beton veya tuğla) elverişlidir. Başka duvarlar için özel dübeller ve farklı vidalar gerekebilir. Gerektiğinde bir uzmana danışınız.



25 1 x 26 1 x 27 1 x 28 1 x



29 1 x 30 1 x 31 2 x 32 1 x

1

Bitte beachten!
In dieser Aufbauanleitung ist die Tür rechts angeschlagen.
Soll die Tür links angeschlagen werden, müssen die Kreuzmontageplatten 4 auf das linke Seitenteil 25 montiert werden

Montage

Zusatzzettel Küchen Unterbau-Fuß

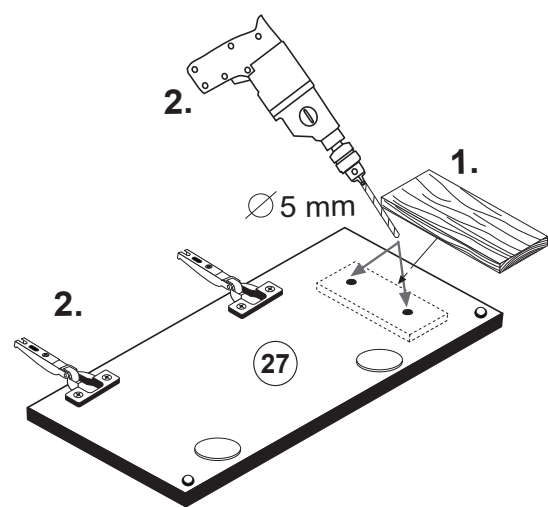
2

4

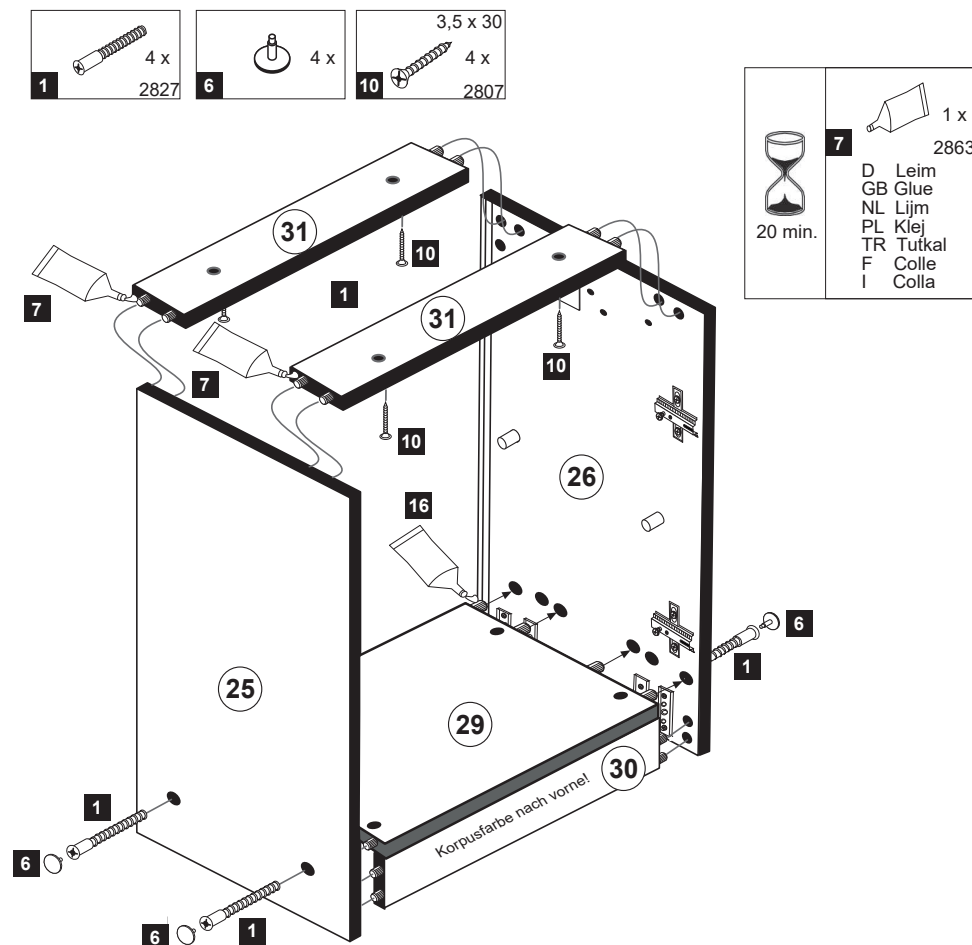
3

5

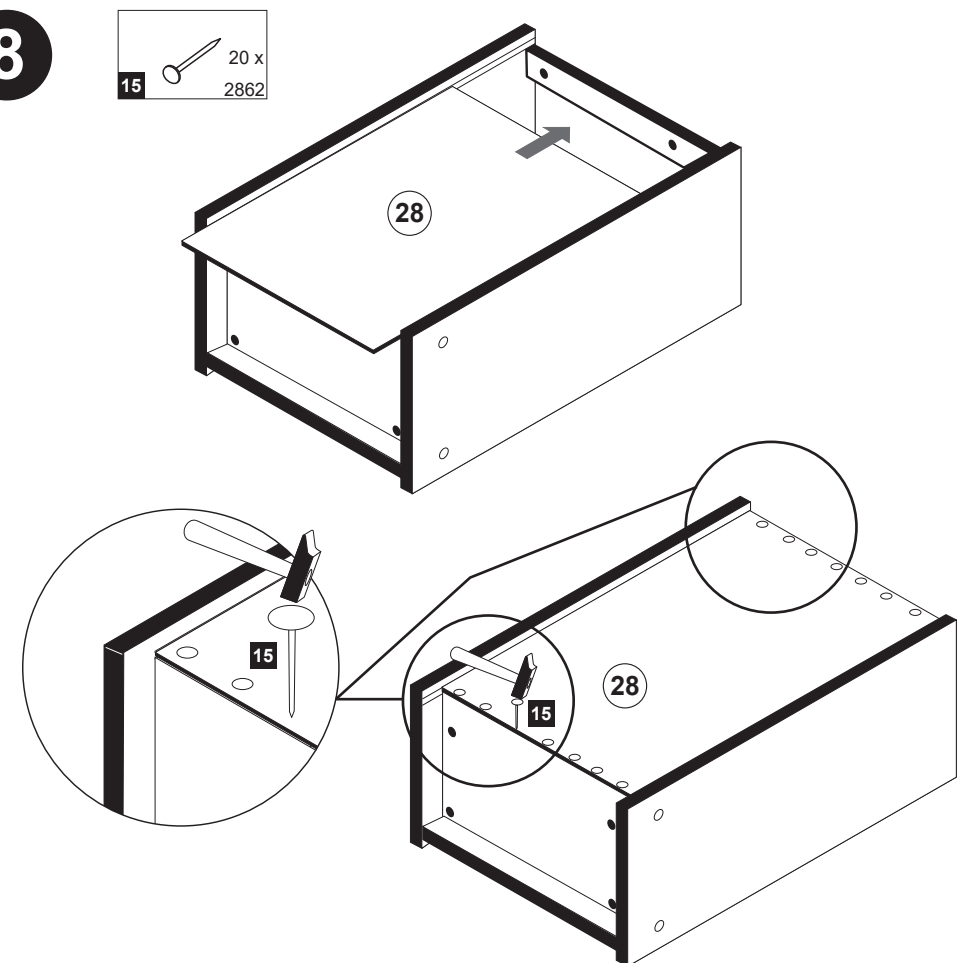
6



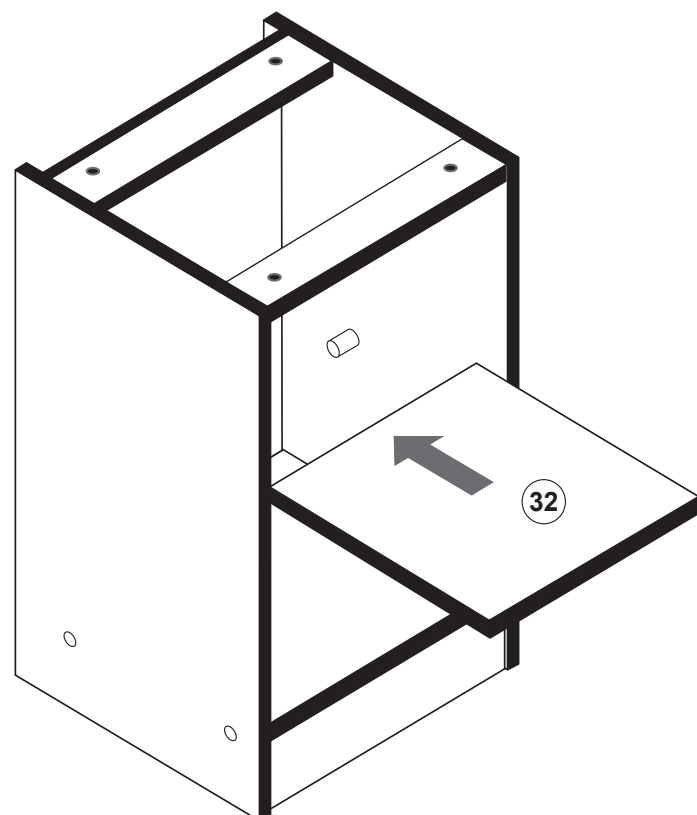
7



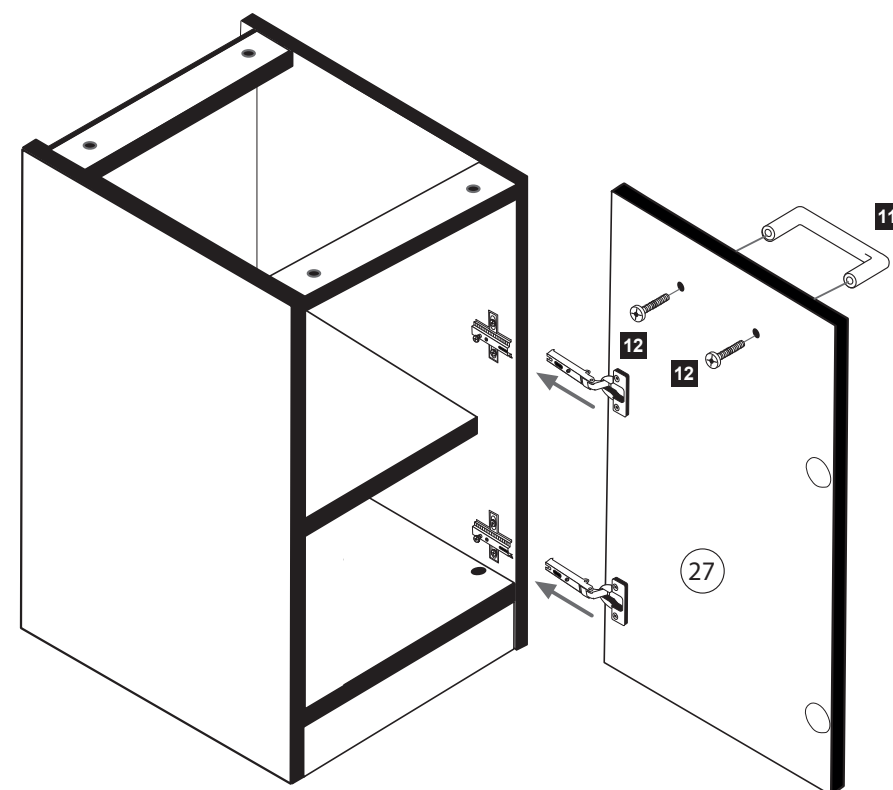
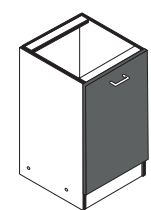
8



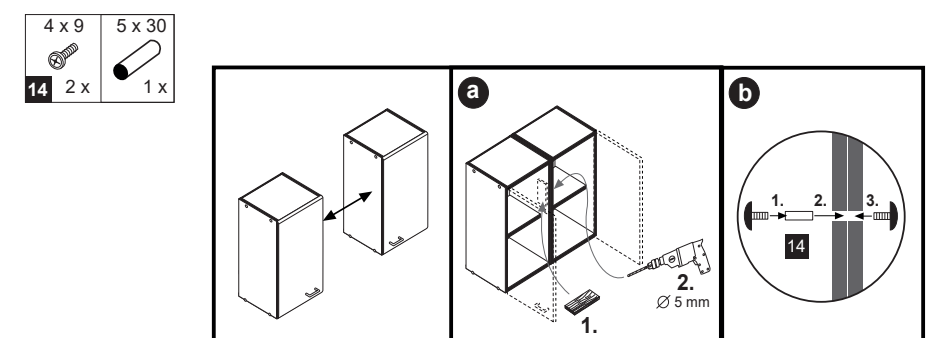
9




10



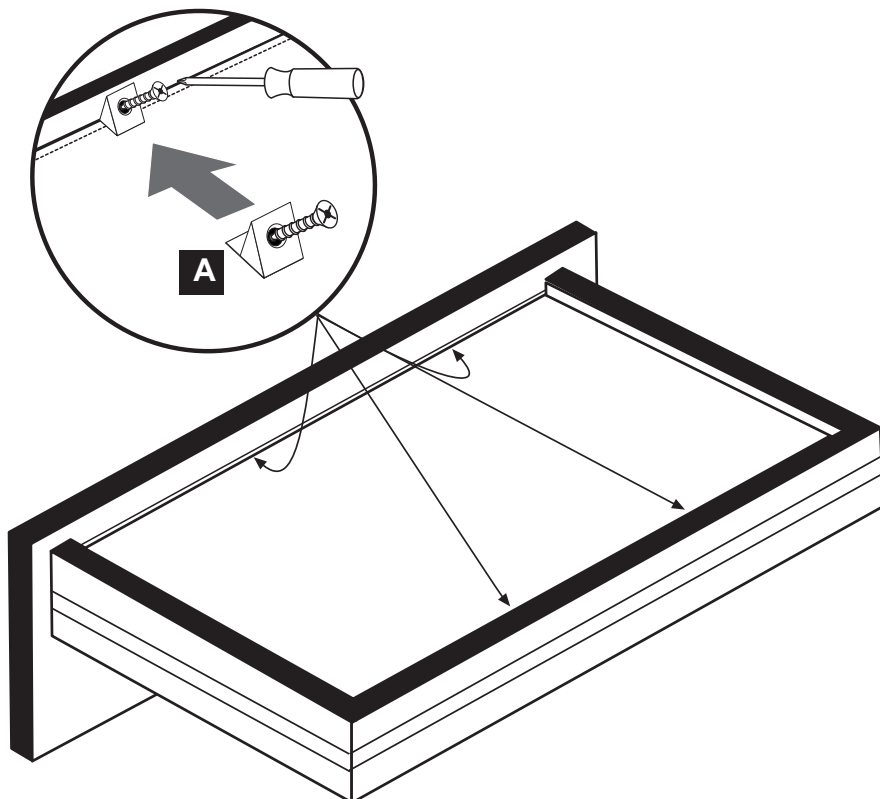
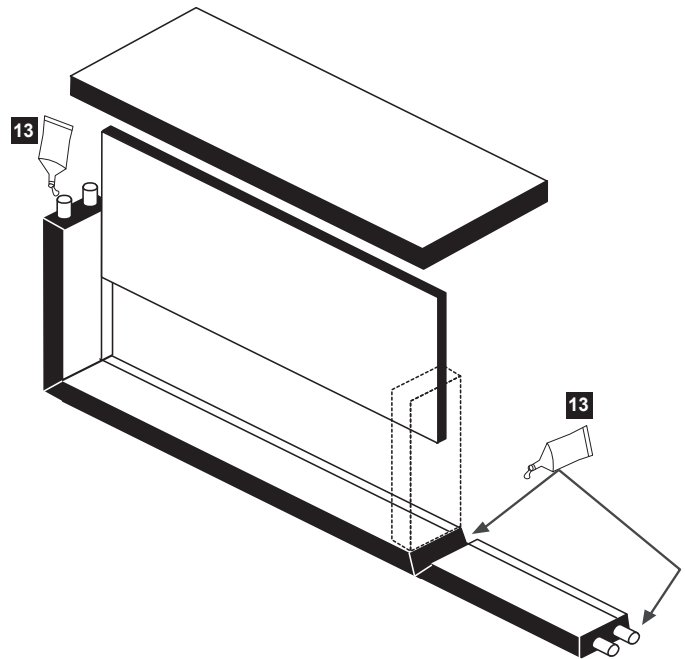
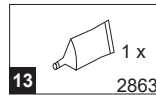
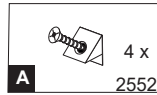
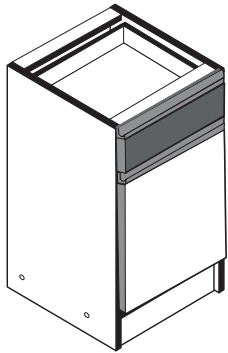
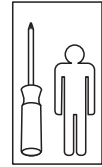
11



12



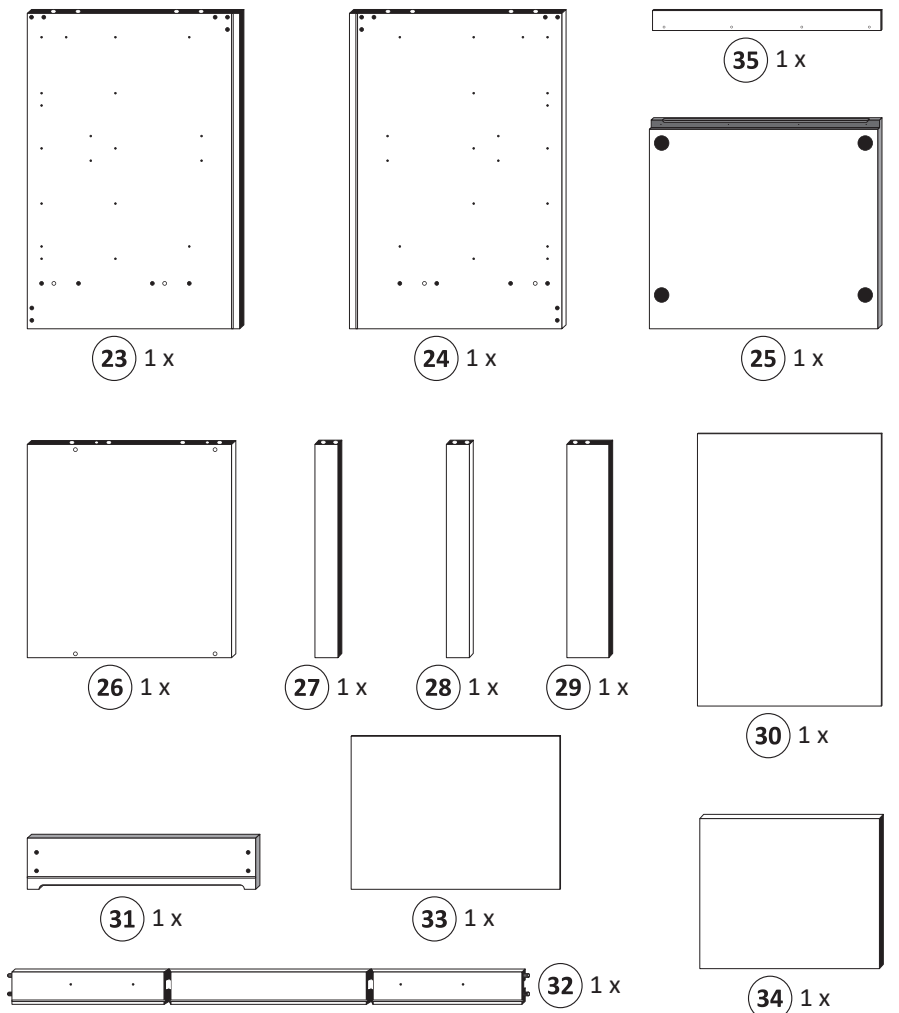
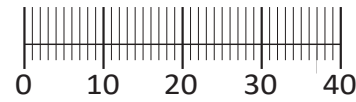
www.till-hilft.de



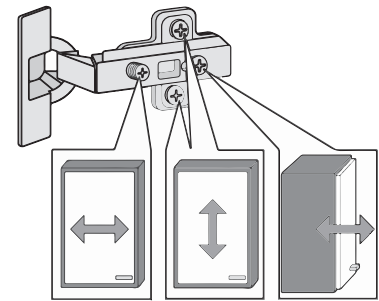

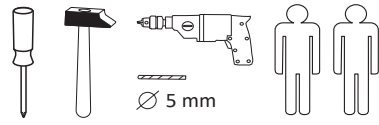


1 4 x 2827	2 4 x	3 2 x 1503	4 2 x 1611	5 3,5 x 15 4 x 2804	6 8 x 30 20 x 2861
7 6,3 x 11 4 x 2815	8 5/5 x 16 4 x 2821	9 3,5 x 30 4 x 2807	10 M4 x 9 2 x 2835	11 3,5 x 17 4 x 2832	12 2 x 2886
13 2 x 5265	14 4 x 9 2 x	15 5 x 30 1 x	16 25 x 2862	17 4 x 2865 1 x 2863	

A 4 x 1980	B 3,5 x 15 16 x 2804	C 8mm 4 x 2917
----------------------	-----------------------------------	-----------------------------



87112.512



Das beigegefügte Wandbefestigungsmaterial (Dübel und Schrauben) eignet sich nur für festes Mauerwerk (z.B. Beton- oder Ziegelwände). Für andere Wandaufbauten sind eventuell Spezialdübel und andere Schrauben notwendig. Ziehen Sie gegebenenfalls eine Fachkraft zu Rate.

Приложенный материал для крепления к стене (дюбели и винты) пригоден только для жестких кладок (например, бетонные или кирпичные стены). Для других настенных конструкций необходимы смотря по обстоятельствам специальные дюбели и другие винты. При необходимости проконсультируйтесь у специалиста.

Załączony materiał do mocowania do ściany (kolki rozprężne i wkręty) nadaje się tylko do ścian murowanych (np. z betonu lub cegiel). Do ścian wykonanych w innych technologiach konieczne być mogą specjalne kolki rozprężne i inne wkręty. W razie potrzeby skorzystaj z fachowej pomocy.

The accompanying wall mounting hardware (anchors and screws) is suitable only for solid masonry (eg concrete or brick walls). For other wall structures are possibly special anchor bolts and other necessary. Tighten if necessary, an expert.

De begeleidende wandmontage hardware (pluggen en schroeven) is alleen geschikt voor massief metselwerk (bijvoorbeeld beton of bakstenen muren). Voor andere muur structuren zijn eventueel bijzondere ankerbouten en andere noodzakelijke. Draai indien nodig, een deskundige.

Le mur d'accompagnement matériel de montage (chevilles et vis) ne convient que pour la maçonnerie solide (par exemple en béton ou des murs de briques). Pour les structures de mur d'autres sont peut-être spéciale boulons d'ancrage et d'autres nécessaires. Serrer le cas échéant, un expert.

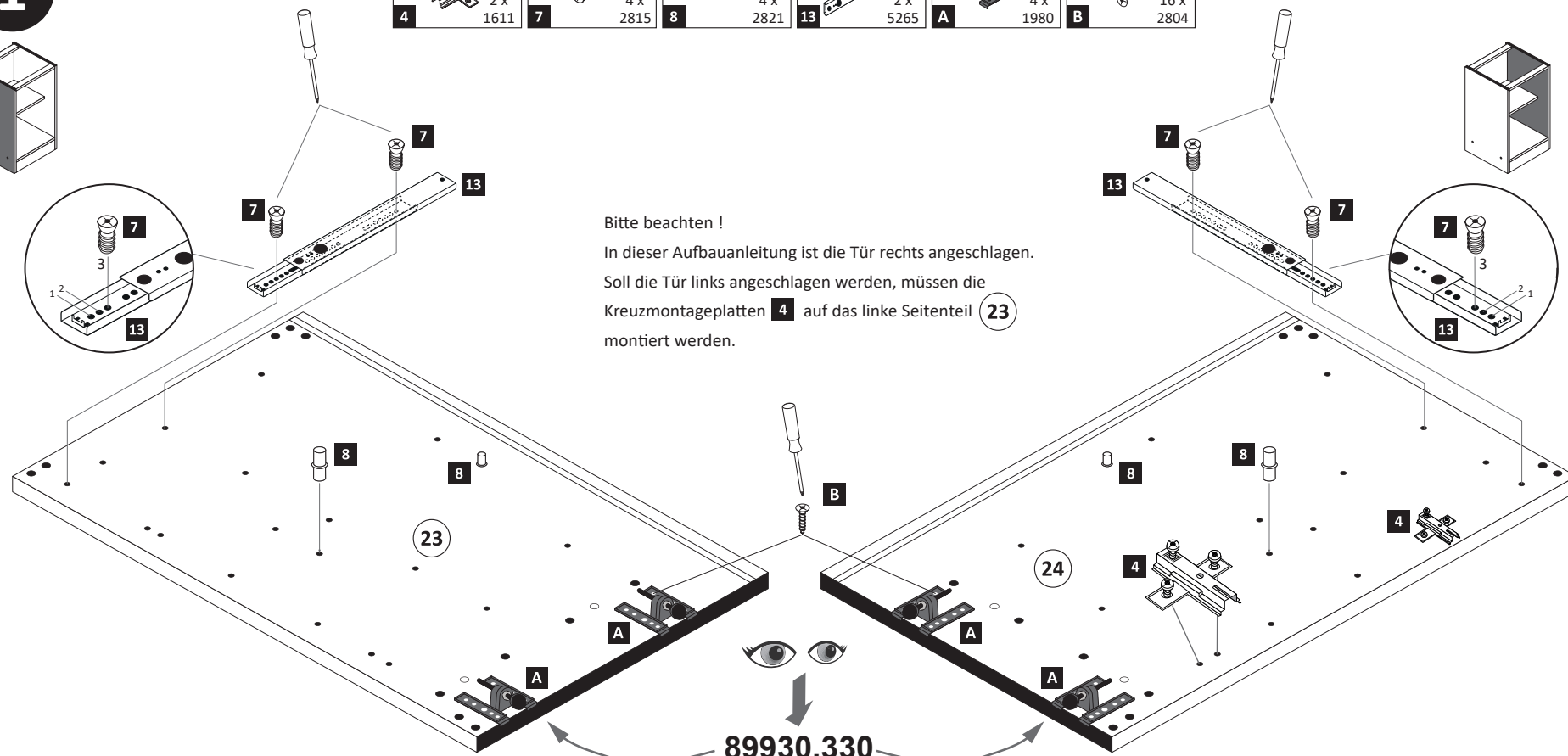
Il muro di accompagnamento hardware di montaggio (tasselli e viti) è'e adatto solo per muratura piena (ad esempio calcestruzzo o muratura). Per le altre strutture murarie sono forse speciali bulloni di ancoraggio e necessari di altri. Serrare se necessario, un esperto.

Ekteki duvara sabit montaj malzemeleri (dübel ve vidalar), sadece sağlam duvarlar için (örnek: beton veya tuğla) elverişlidir. Başka duvarlar için özel dübeller ve farklı vidalar gerekebilir. Gerektiğinde bir uzmana danışınız.

1

4 2 x 1611	7 6,3 x 11 4 x 2815	8 5/5 x 16 4 x 2821	13 2 x 5265	A 4 x 1980	B 3,5 x 15 16 x 2804
----------------------	----------------------------------	----------------------------------	-----------------------	----------------------	-----------------------------------

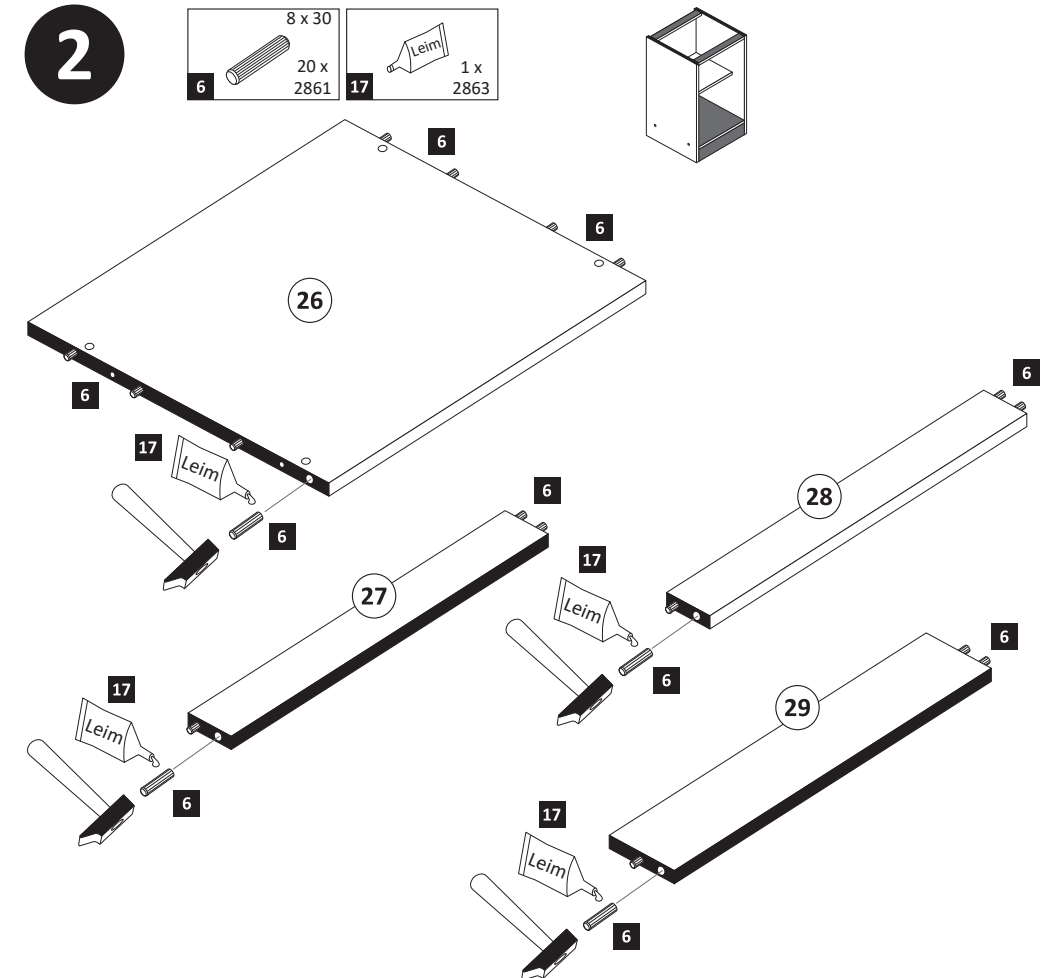
Bitte beachten!
In dieser Aufbauanleitung ist die Tür rechts angeschlagen.
Soll die Tür links angeschlagen werden, müssen die Kreuzmontageplatten **4** auf das linke Seitenteil **23** montiert werden.



89930.330

2

6 8 x 30 20 x 2861	17 Leim 1 x 2863
---------------------------------	-------------------------------



4

1 4 x 2827 2 4 x

17 1 x 2863

D Leim
GB Glue
NL Lijm
PL Klej
TR Tutkal
F Colle
I Colla

20 min.

6

14 2 x 15 5 x 30 1 x

a

b

7

9 4 x 3,5 x 30 2807

Arbeitsplatte

5

15 25 x 2862

30

8

16 2 x 2865 17 1 x 2863

1.

2.

31

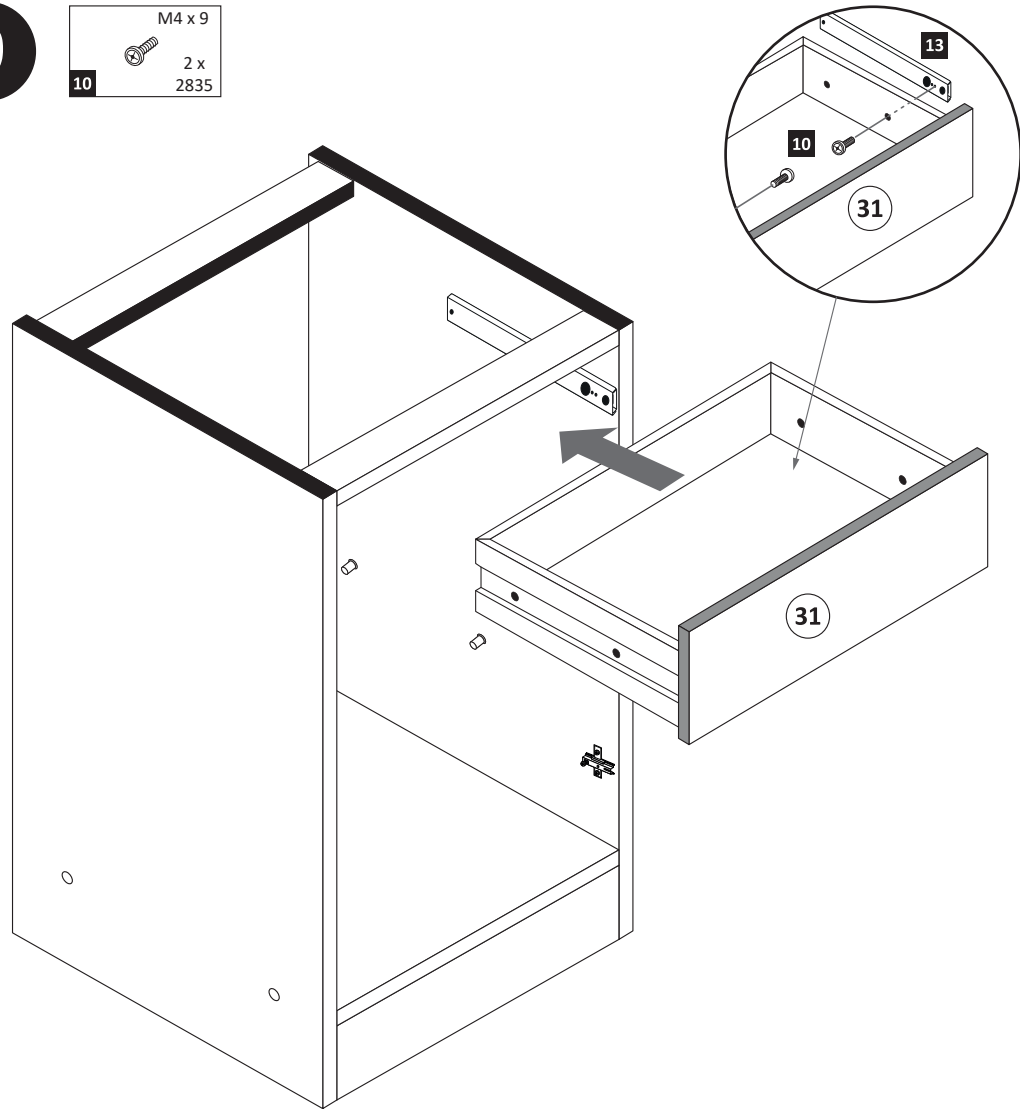
33

32

Leim

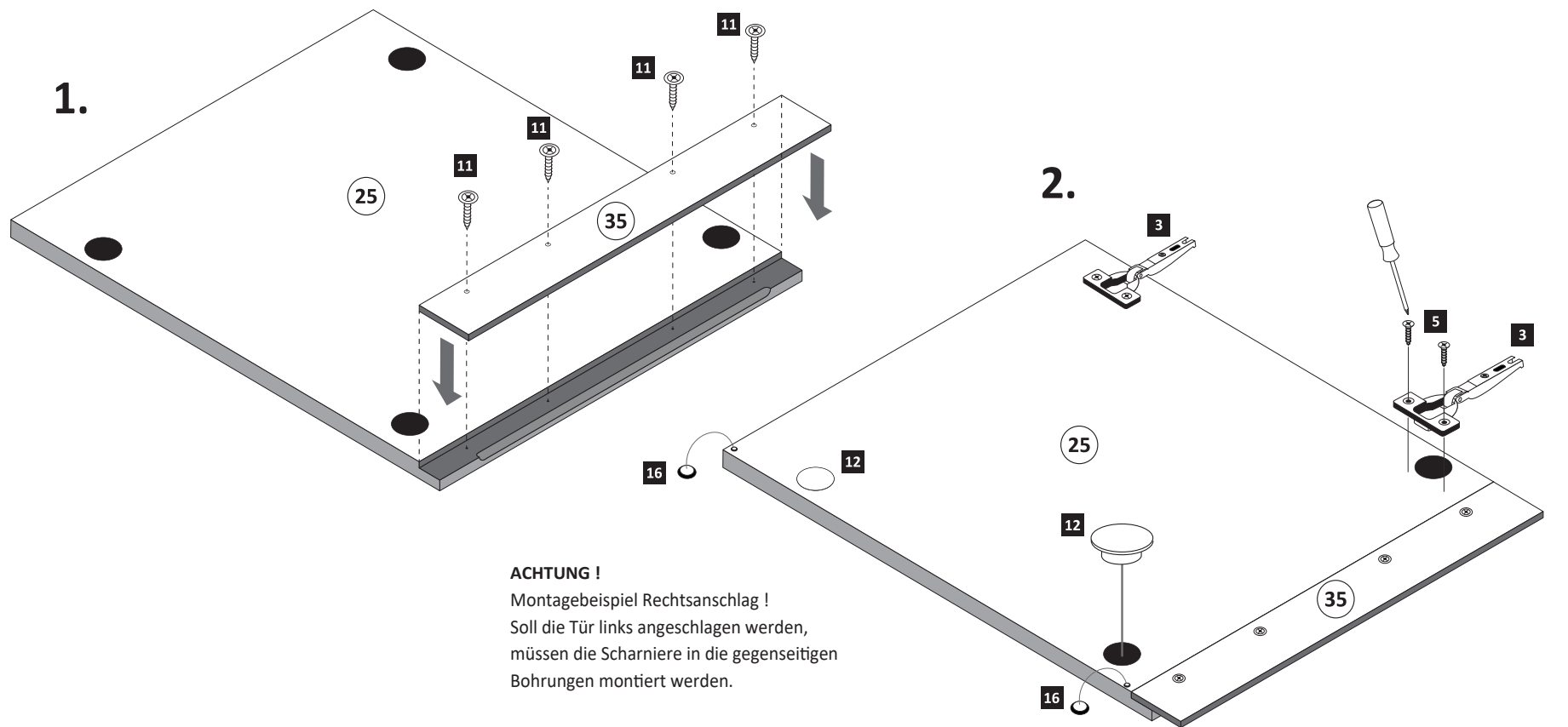
9

M4 x 9
2 x
2835

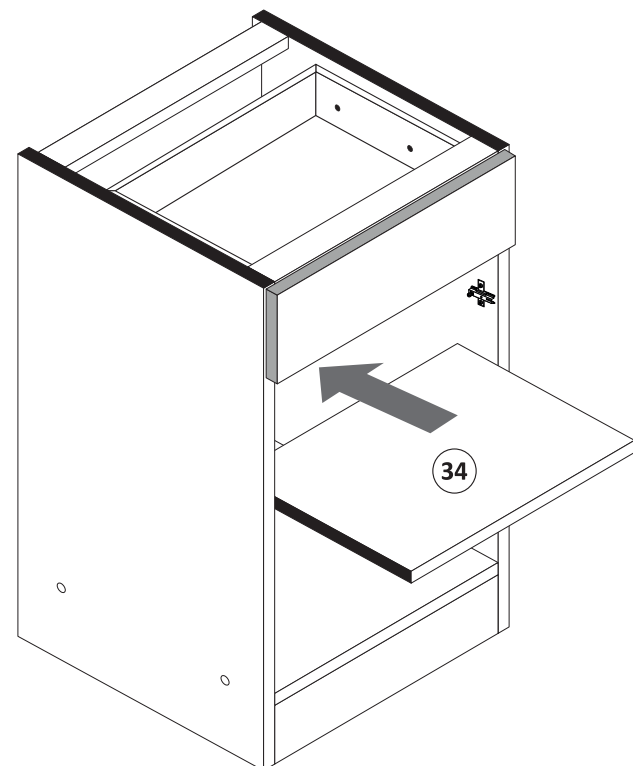


11

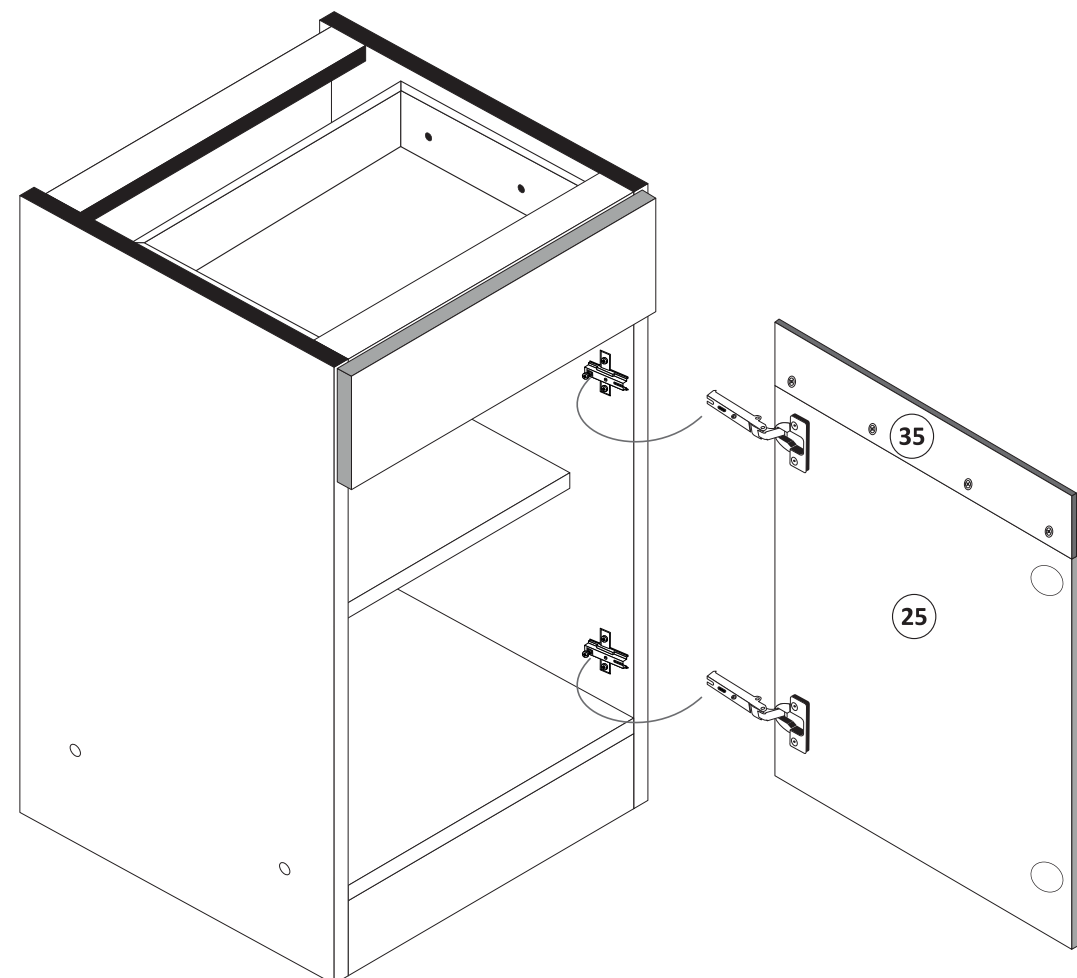
3 2 x 1503
5 4 x 2804
11 4 x 2832
12 2 x 2886
16 4 x 2865



10



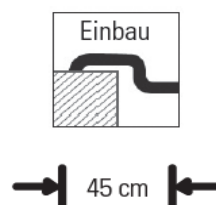
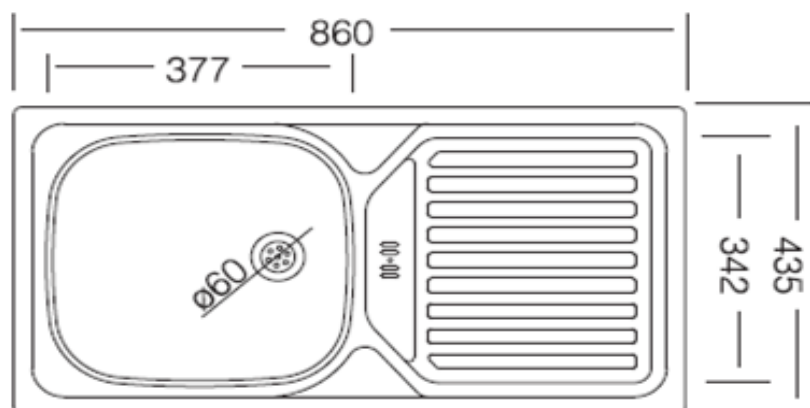
12



TECHNISCHES MERKBLATT

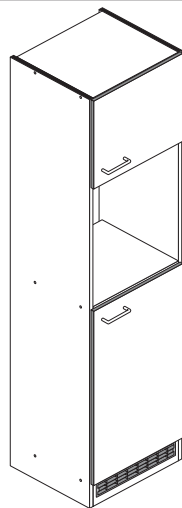


Art. Nr.:	Speed SP 860.435
Abmessungen:	860 x 435 mm
Beckentiefe:	145 mm
Ventil:	60 mm Stopfenventil



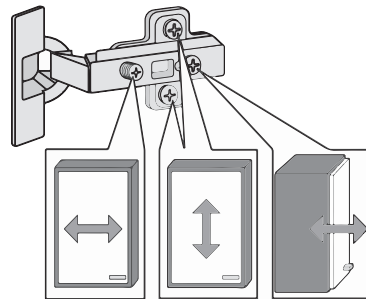

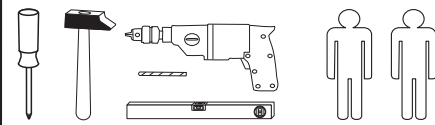


87239.531



Variante A: ohne Kühlschrank

Variante B: mit Kühlschrank

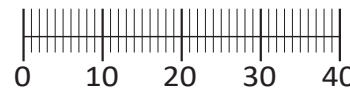


Beschlagteile im Boden-Colli

1 12 x 2827	2 12 x	3 8 x 30 36 x 2861	4 3,5 x 15 9 x 2804
optional 5/5 x 16 5 8 x 2821	6 2 x 2532	7 1 x 4940	8 1 x 2845
9 6 x 34 1 x 2844	10 4 x 45 1 x 2814	11 4 x 15 1 x 2810	12 4 x 9 5 x 30 2 x 1 x
13 25 x 2862	14 Leim 2 x 2863	15 4 x 2865	
A 4 x 1980	B 3,5 x 15 16 x 2804	C 8mm 4 x 2917	

Beschlagteile im Fronten-Colli

16 4 x 1611	17 4 x 1503
18 2 x	19 4 x
optional 5mm 20 4 x 2855	optional 35mm 21 4 x 2886



Das beigegefügte Wandbefestigungsmaterial (Dübel und Schrauben) eignet sich nur für festes Mauerwerk (z.B.: Beton- oder Ziegelwände). Für andere Wandaufbauten sind eventuell Spezialdübel und andere Schrauben notwendig. Ziehen Sie gegebenenfalls eine Fachkraft zu Rate.

De begeleidende wandmontage hardware (pluggen en schroeven) is alleen geschikt voor massief metselwerk (bijvoorbeeld beton of bakstenen muren). Voor andere muur structuren zijn eventueel bijzondere ankerbouten en andere noodzakelijke. Draai indien nodig, een deskundige.

Приложенный материал для крепления к стене (дюбели и винты) пригоден только для жестких кладок (например, бетонные или кирпичные стены). Для других настенных конструкций необходимы смотря по обстоятельствам специальные дюбели и другие винты. При необходимости проконсультируйтесь у специалиста.

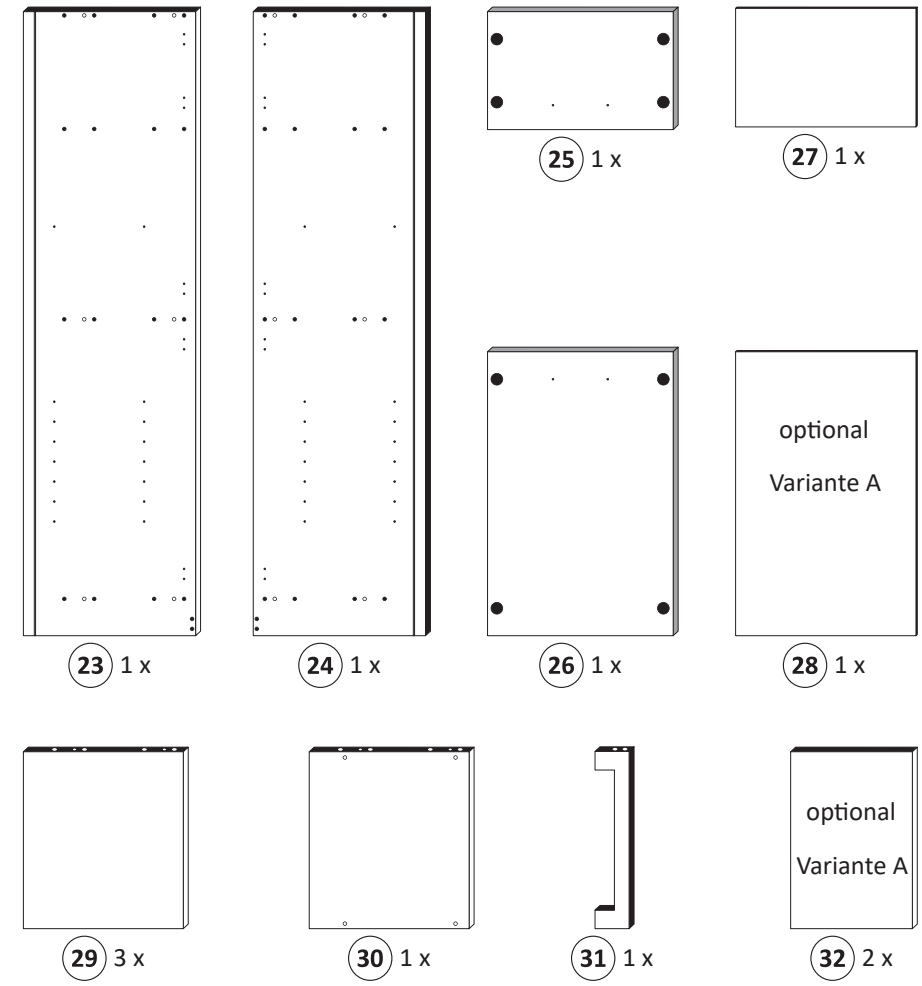
Le mur d'accompagnement matériel de montage (chevilles et les vis) ne convient que pour la maçonnerie solide (par exemple en béton ou des murs de briques). Pour les structures de mur d'autres sont peut-être spéciale boulons d'ancrage et d'autres nécessaires. Serrer le cas échéant, un expert.

Załączony materiał do mocowania do ściany (kolki rozprężne i wkręty) nadaje się tylko do ścian murowanych (np. z betonu lub cegiel). Do ścian wykonanych w innych technologiach konieczne być mogą specjalne kolki rozprężne i inne wkręty. W razie potrzeby skorzystaj z fachowej pomocy

Il muro di accompagnamento hardware di montaggio (tasselli e viti) è'e adatto solo per muratura piena (ad esempio calcestruzzo o muratura). Per le altre strutture murarie sono forse speciali bulloni di ancoraggio e necessari di altri. Serrare se necessario, un esperto.

The accompanying wall mounting hardware (anchors and screws) is suitable only for solid masonry (eg concrete or brick walls). For other wall structures are possibly special anchor bolts and other necessary. Tighten if necessary, an expert.

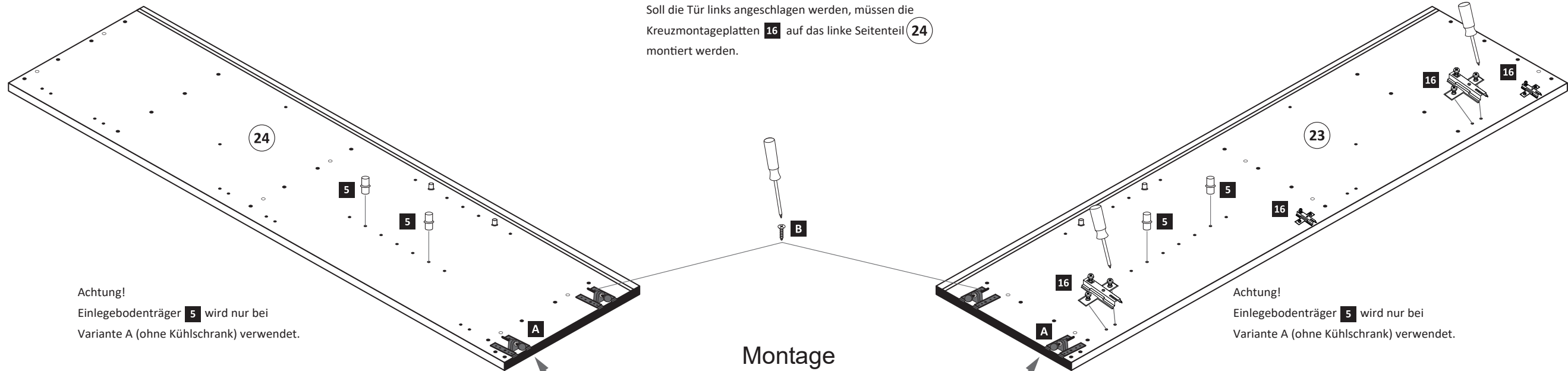
Ekteki duvara sabit montaj malzemeleri (dübel ve vidalar), sadece sağlam duvarlar için (örnek: beton veya tuğla) elverişlidir. Başka duvarlar için özel dübeller ve farklı vidalar gerekebilir. Gerekliğinde bir uzmana danışınız.



1

optional 5/5 x 16 5 8 x 2821	16 4 x 1611	A 4 x 1980	B 3,5 x 15 16 x 2804
--	--------------------------	-------------------------	--------------------------------------

Bitte beachten !
In dieser Aufbauanleitung ist die Tür rechts angeschlagen.
Soll die Tür links angeschlagen werden, müssen die Kreuzmontageplatten **16** auf das linke Seitenteil **24** montiert werden.



Achtung!
Einlegebodenträger **5** wird nur bei Variante A (ohne Kühlschrank) verwendet.

Achtung!
Einlegebodenträger **5** wird nur bei Variante A (ohne Kühlschrank) verwendet.

Montage
Zusatzzettel Küchen
Unterbau-Fuß

2

3	8 x 30 36 x 2861	6	2 x 2532	7	1 x 4940	14	Leim 2 x 2863
----------	------------------------	----------	-------------	----------	-------------	-----------	---------------------

Diagram showing the assembly of three shelves (29) and one base (30). Each shelf and base is secured with three screws (3) and a glue application (14). A separate diagram shows the assembly of a long base (31) with a divider (7) and corner pieces (6).

3

1	12 x 2827	2	12 x
----------	--------------	----------	------

20 min.

14	Leim 2 x 2863
-----------	---------------------

D Leim
GB Glue
NL Lijm
PL Klej
TR Tutkal
F Colle
I Colla

Diagram showing the assembly of the main cabinet structure. It includes the shelves (29) and base (30) from step 2, along with a back panel (23) and a side panel (24). The structure is held together with screws (1) and washers (2). Glue (14) is applied to the joints.

4

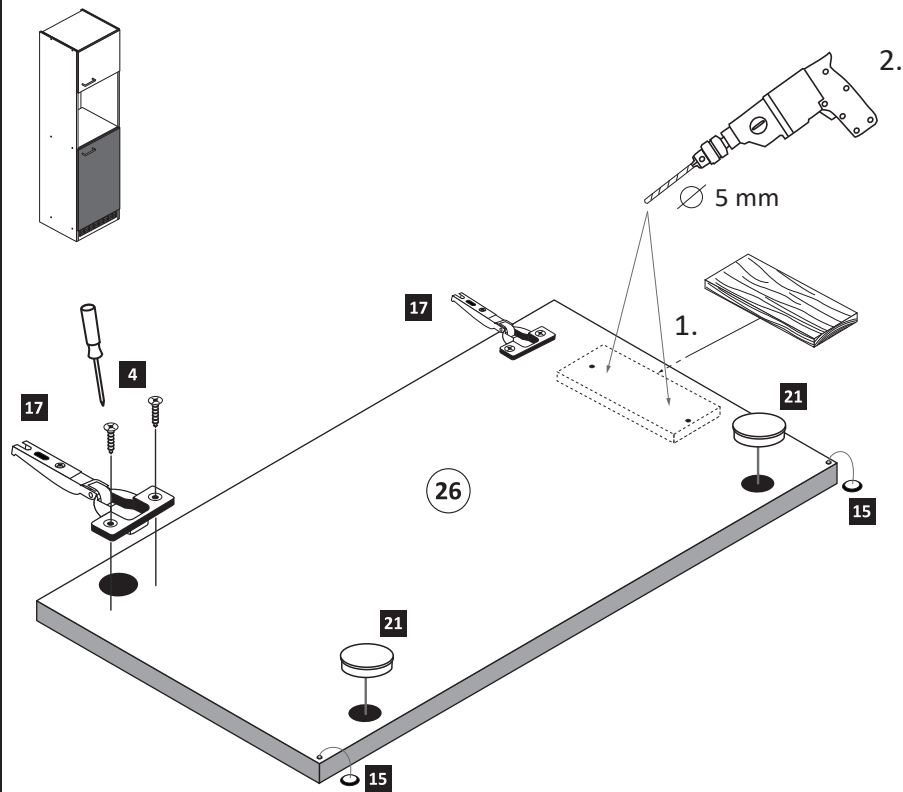
13	25 x 2862
-----------	--------------

Variante A

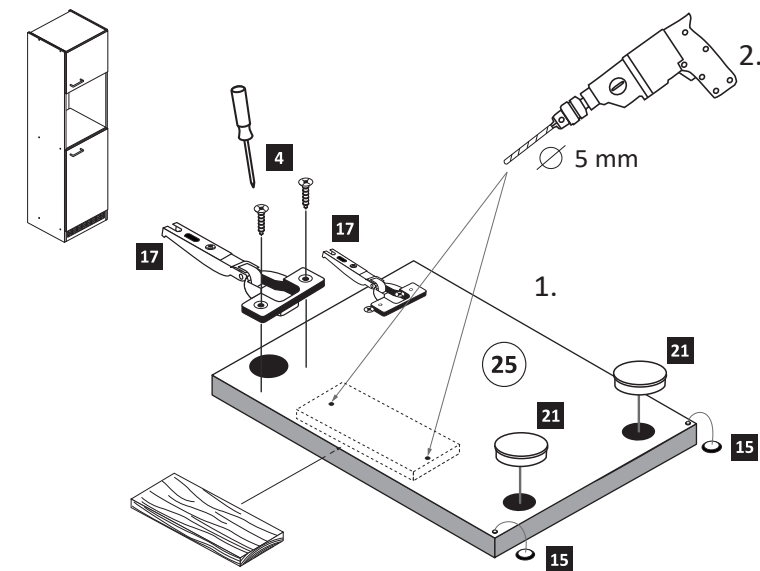
Diagram showing the final assembly of the cabinet. It includes the main structure from step 3 and a top panel (27) and a bottom panel (28). A circular inset shows a close-up of a screw (13) being inserted into the top panel. The final assembly is labeled as **Variante B**.

5

- 4 3,5 x 15 8 x 2804
- 15 4 x 2865
- 17 4 x 1503
- optional 21 35 mm 4 x 2886



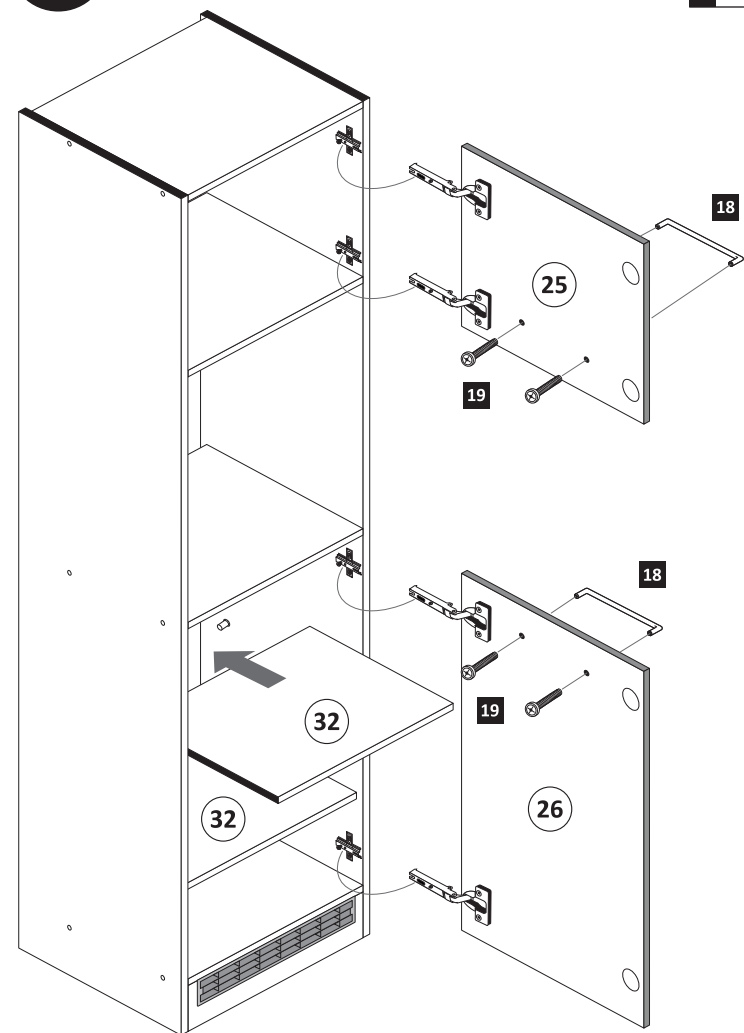
ACHTUNG!
Montagebeispiel
Rechtsanschlag!
Bei Linksanschlag
andere Scharnierbohrung verwenden!



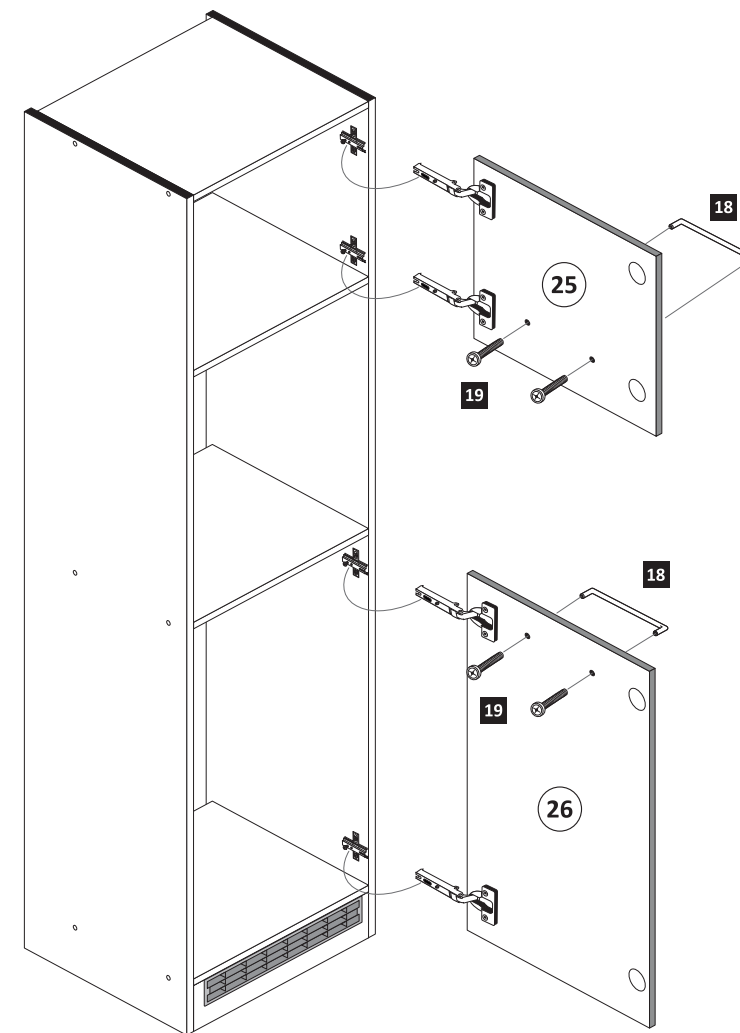
6

Variante A

- 18 2 x
- 19 4 x
- optional 20 5mm 4 x 2855

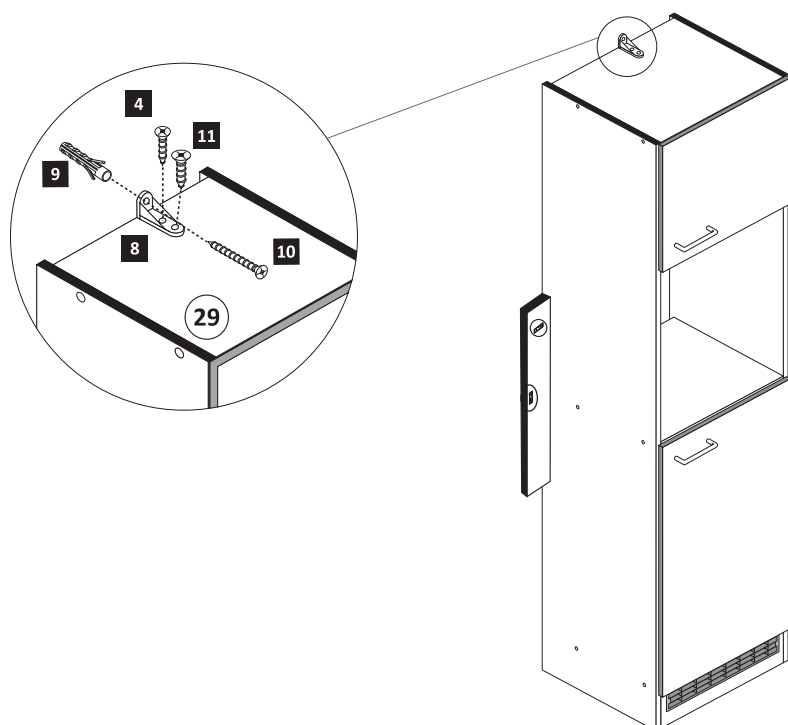


Variante B



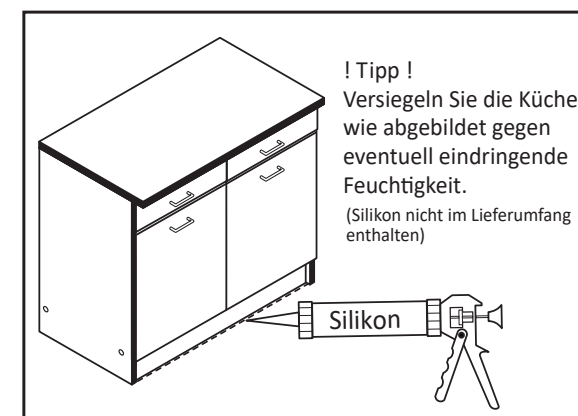
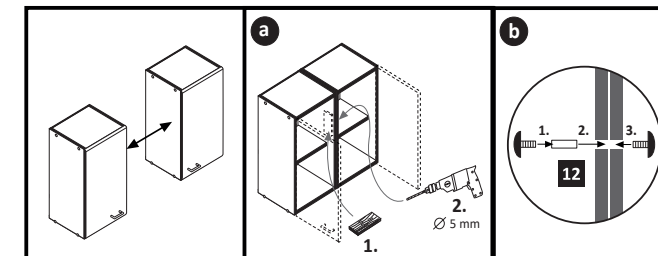
7

- 4 3,5 x 15 1 x 2804
- 8 1 x 2845
- 9 6 x 34 1 x 2844
- 10 4 x 45 1 x 2814
- 11 4 x 15 1 x 2810



8

- 12 4 x 9 2 x
- 5 x 30 1 x



! Tipp!
Versiegeln Sie die Küche
wie abgebildet gegen
eventuell eindringende
Feuchtigkeit.
(Silikon nicht im Lieferumfang
enthalten)