

Dakota 400 B



D Montageanleitung

GB Assembly instructions

FR Notice de montage

NL Handleiding voor de montage

CZ Montážní návod

IT Istruzioni di montaggio

RO Instrucțiuni de montaj

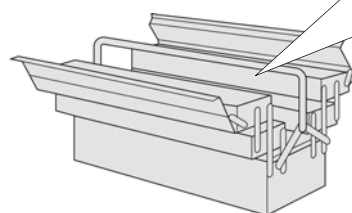
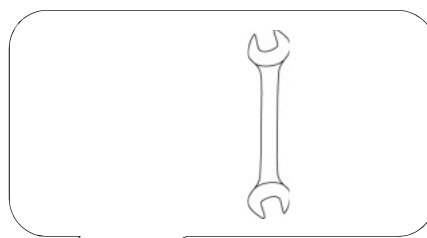

RU инструкция по сборке

PL Instrukcja montażu

SK Návod na montáž

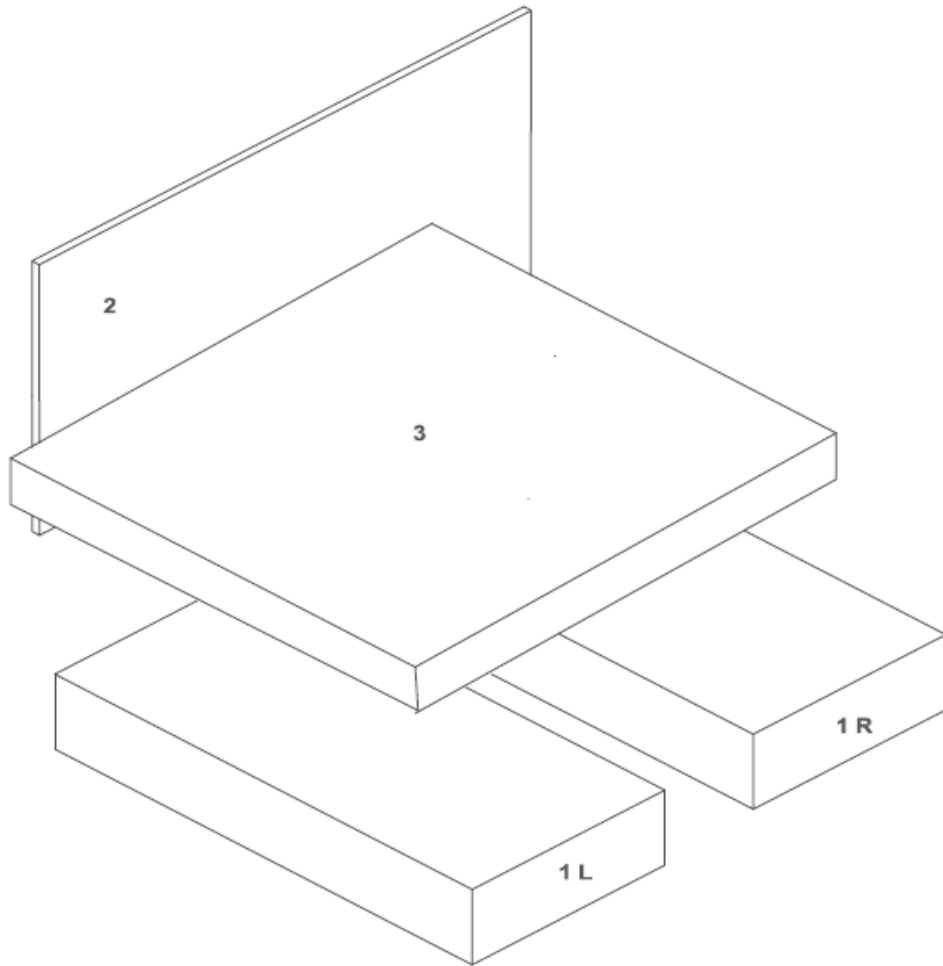
HU Szerelési útmutató

TR Montaj talimati



0
10
20
30
40
50
60
70
80
90
100
110
120
130
140
150
160
170
180
190
200

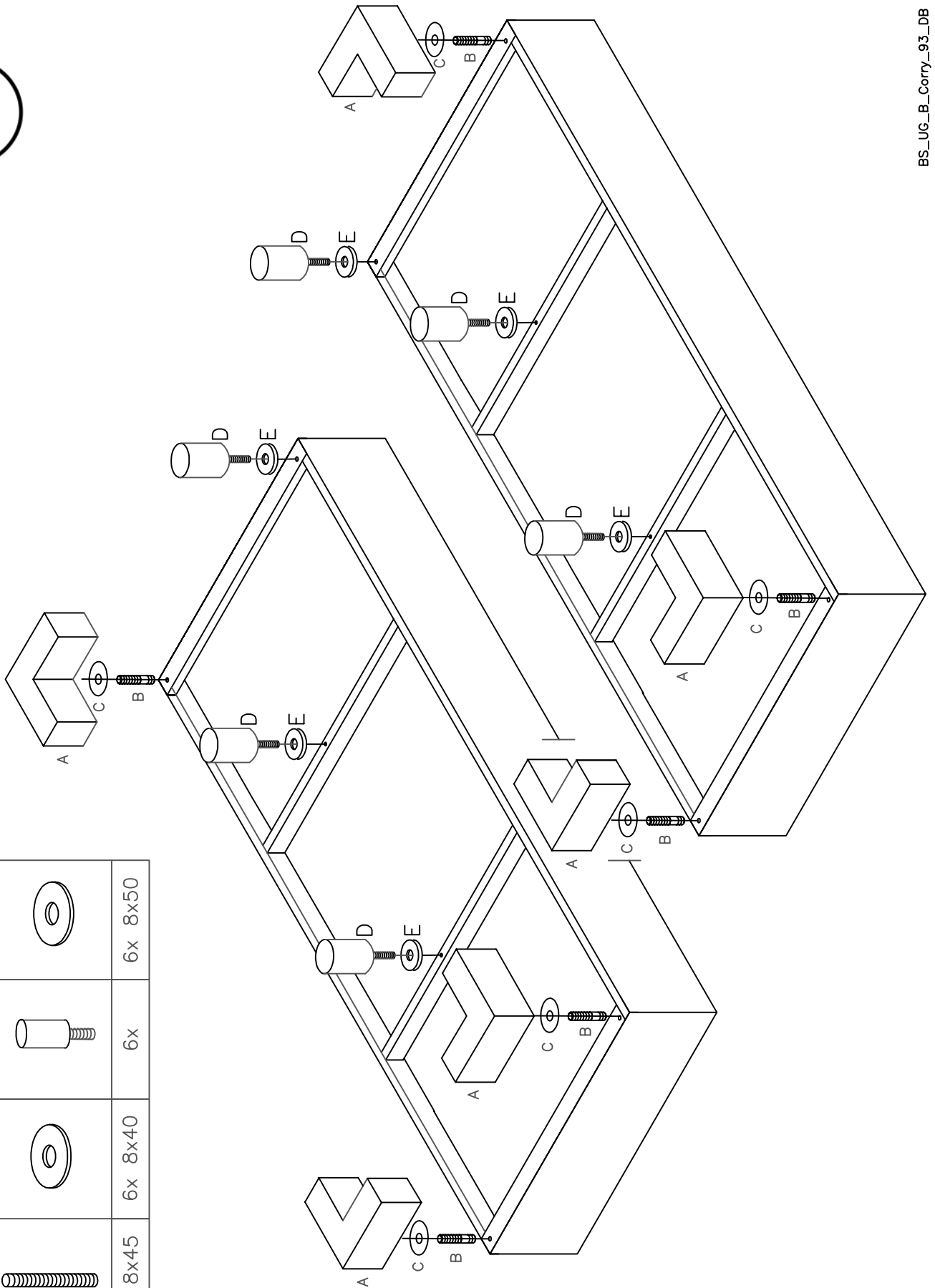
Service • Assistenza • Dienstverlening • Serwis Servis • Szerviz • Сервисная служба		
Name • Nom • Nome • Naam Nazwa • Jméno • Názov • Név Denumire • İsim • Название	Dakota 400 B 140	
Nr. • No. • N° • Номер • Č • Sz	SH55	
Typ • Type • Tip • Típus • Tipo Тип	BS B	

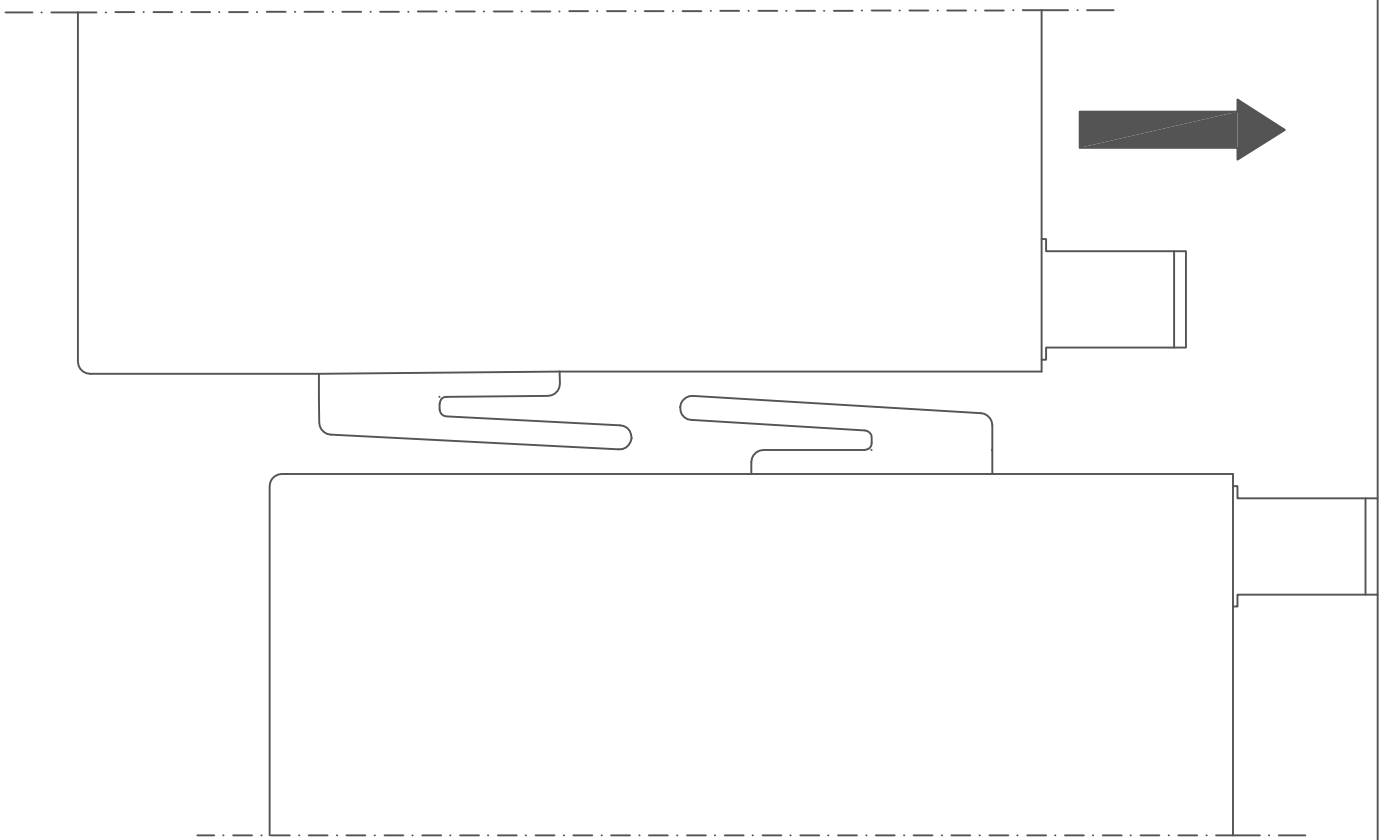


A	B	C	D	E	F	G
6x	6x 8x45	14x 8x40	6x	6x 8x50	8x 8x60	8x M8



A	B	C	D	E
6x	6x 8x45	6x 8x40	6x	6x 8x50

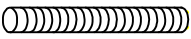






3.

Achtung! Schrauben nicht überdrehen
 FR Attention! Ne serrez pas trop
 CZ Dávej Pozor! Nepřetahujte
 RO Ai Grija! Nu strângeți
 PL Uwaga! Nie dokręcać zbyt mocno
 HU Vigyázz! Ne húzza túl

GB Watch Out! Do not over tighten
 NL Let Op! Niet te vast
 IT Attento! Non stringere
 RU Осторожно! Не затягивайте
 SK Dávaj Pozor! Nepretahujte
 TR Dikkat! Üzerinde sıkmayın

F		8x 8x60
C		8x 8x40
G		8x M8

