
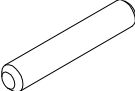


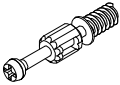
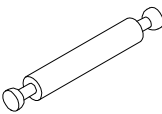

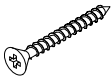


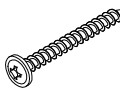



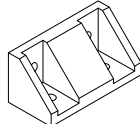


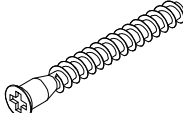
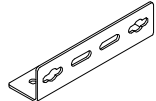

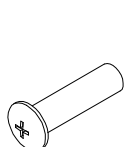

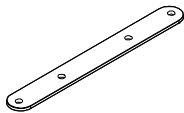


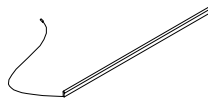
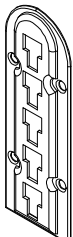
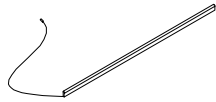

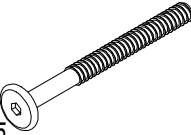
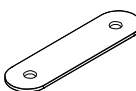
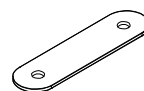
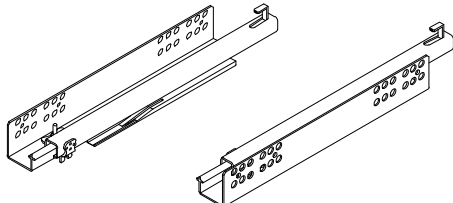
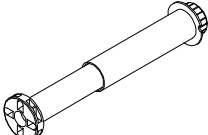



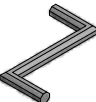






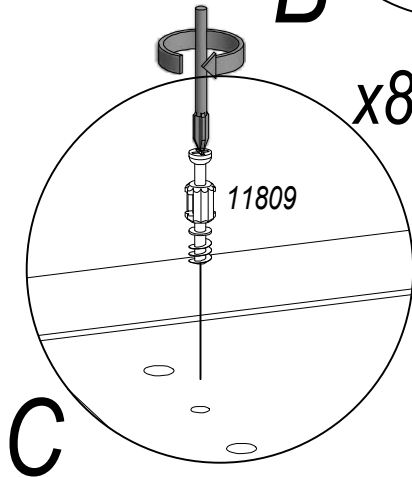
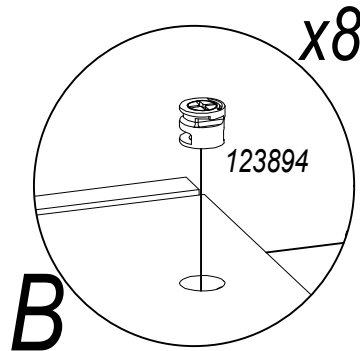
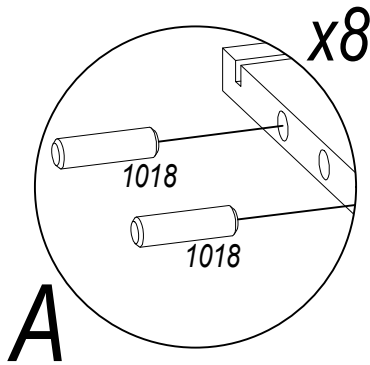
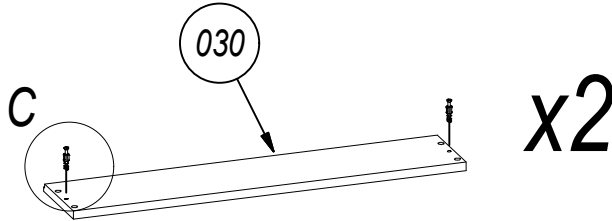
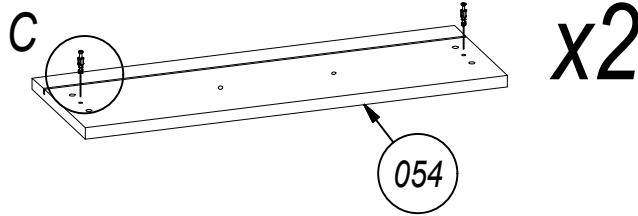
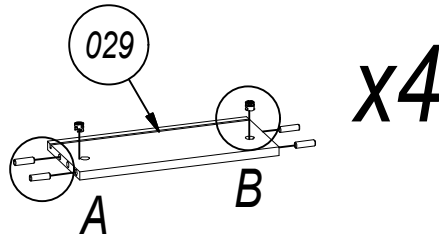


MELIKA 16NX

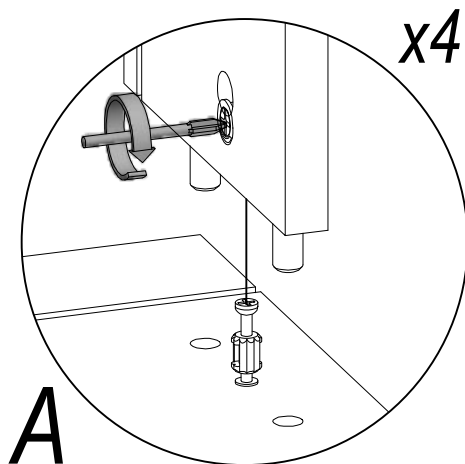
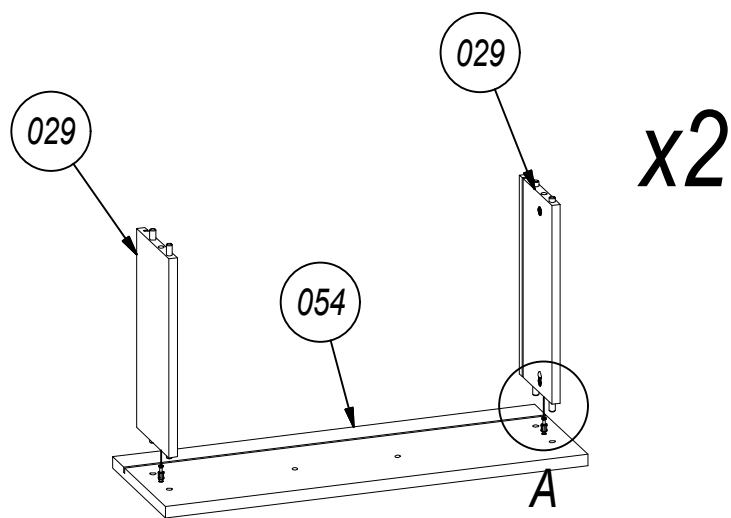
A4MKTS16NX

 Ø8x28 x40 1018	 Ø8x45 x10 2367	 Ø15x12,5 x44 123894	 x10 1302
 L-11 mm x28 11809	 L-48 x8 18264	 US Ø3,5x13 x42 1011	 US Ø4x35 x4 1067
 UP Ø3,5x13 x8 1014	 UP Ø4x20 x38 1636	 UP Ø4x40 x24 60496	 UP Ø4x45 x4 4966
 UP Ø4x50 x8 1058	 x4 1305	 x8 127314	 EURO S Ø6x9,5 x8 1007
 EURO S Ø6,3x9,5 x4 1008	 Ø7x60 x8 7098	 130x34x34 x2 142926	 Ø5x20 x2 151165
 M-6 x4 151501	 PLASTIC x1 59246	 126x15x2 x2 9285	 WPM Ø4x9 x4 161051
 PLASTIC x2 143393	 Ø6x65 x2 4609	 L-6mm x4 151319	 L-350mm x2 161058
 PLASTIC x2 143393	 Ø10x13 x2 4862	 x2 59245	 x2 1962
 SOFT CLOSE L-350 x2 141310	 PLASTIC x1 8419	 M-6 x6 20403	 L-16mm x4 161057
 Ø6x65 x2 4609	 PLASTIC x1 1271	 US Ø4x35 x4 1067	 UP Ø3x20 x4 1056
 UP Ø4x25 x4 1013			

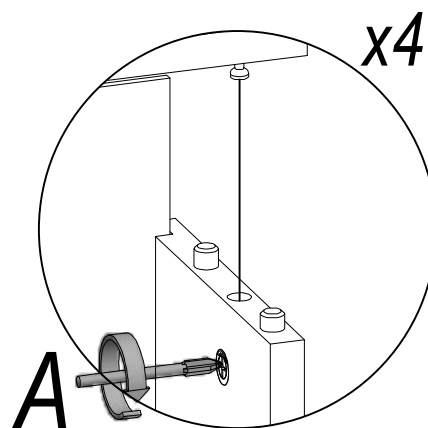
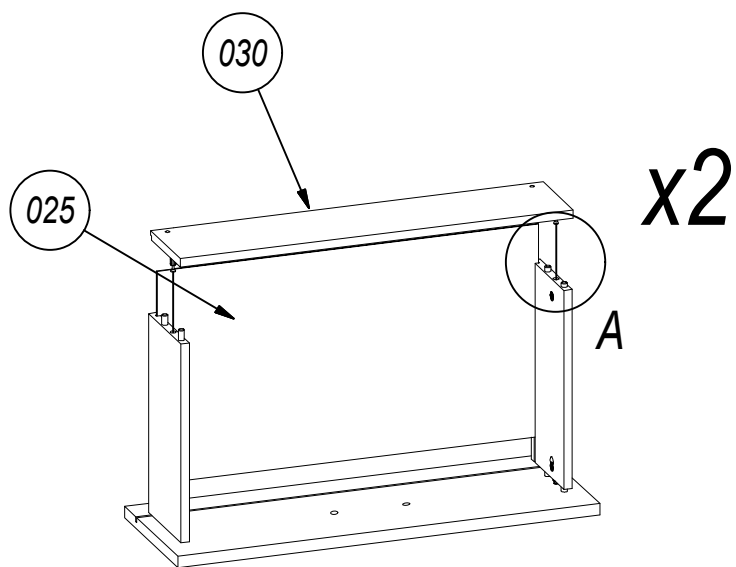
Ø8x28	1018
	x16
L-11 mm	11809
	x8
Ø15x12,5	123894
	x8





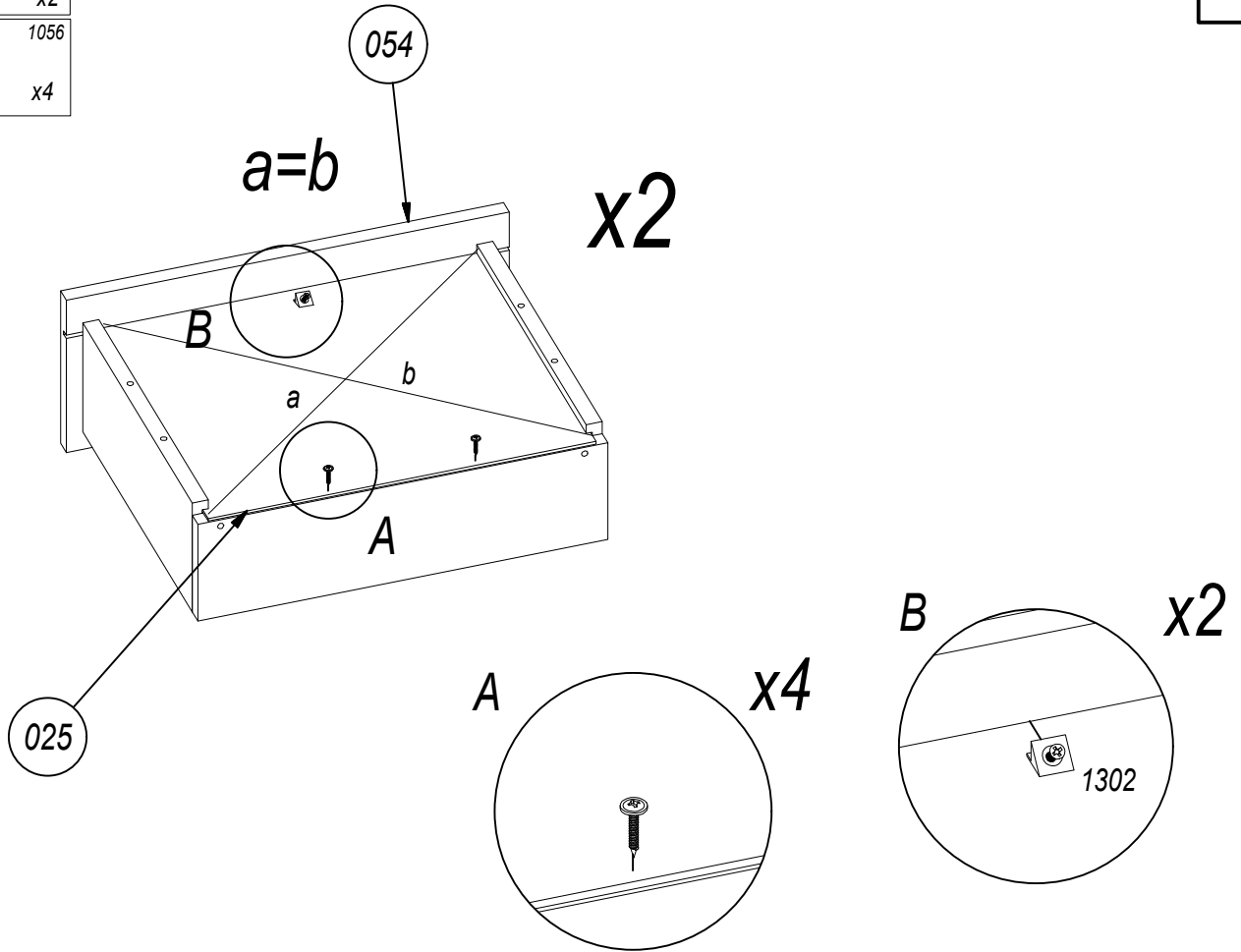
2

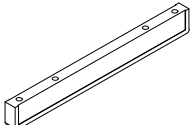



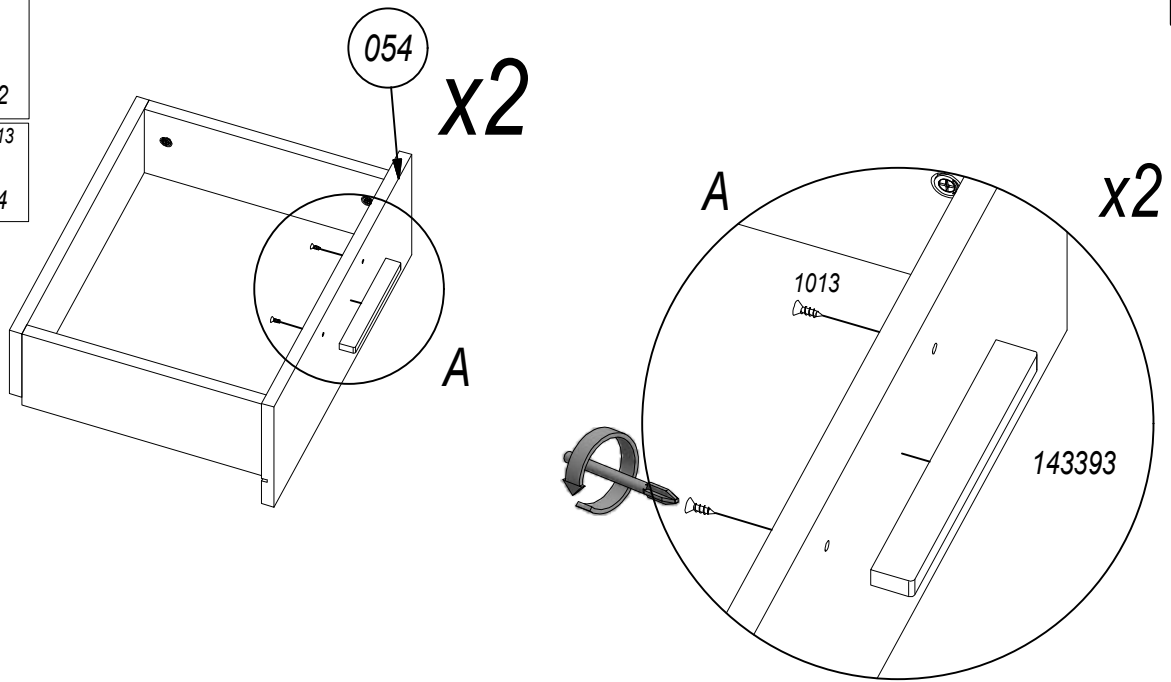
3






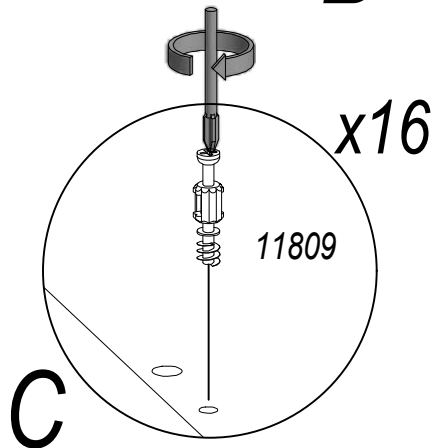
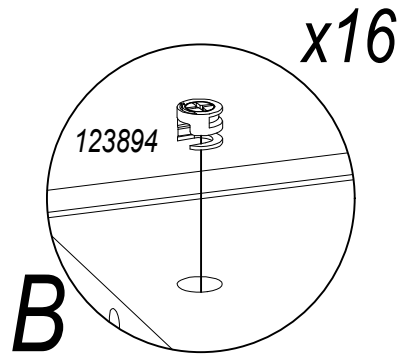
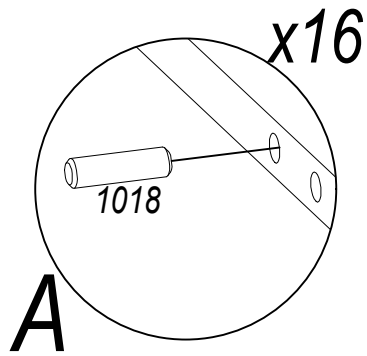
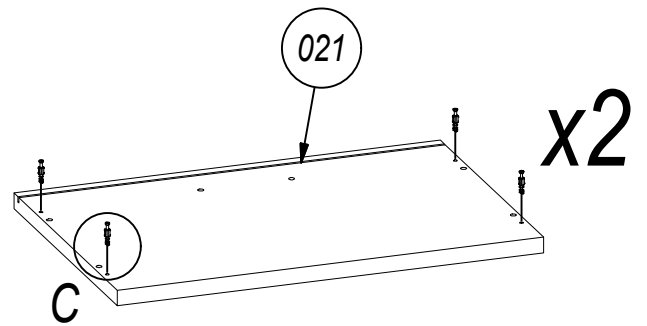
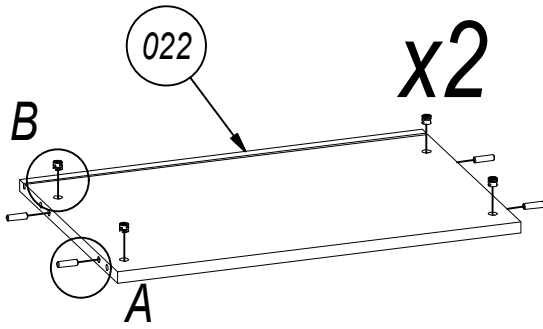
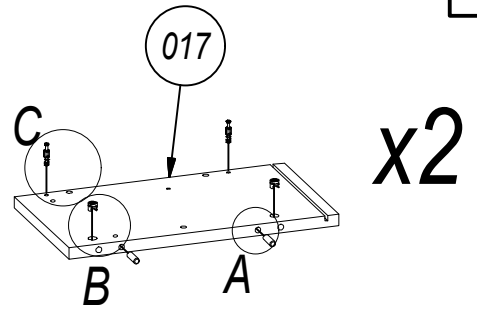
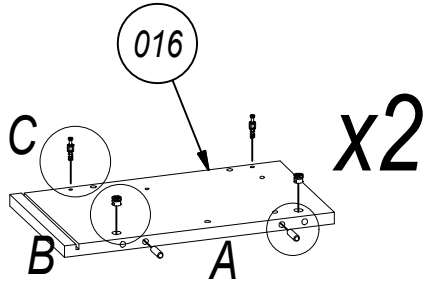
	1302
	x2
UP Ø3x20	1056
	x4

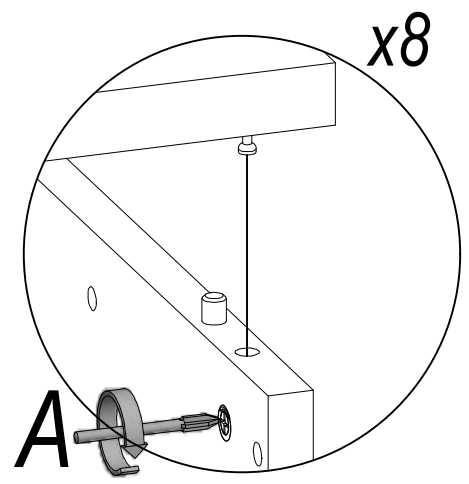
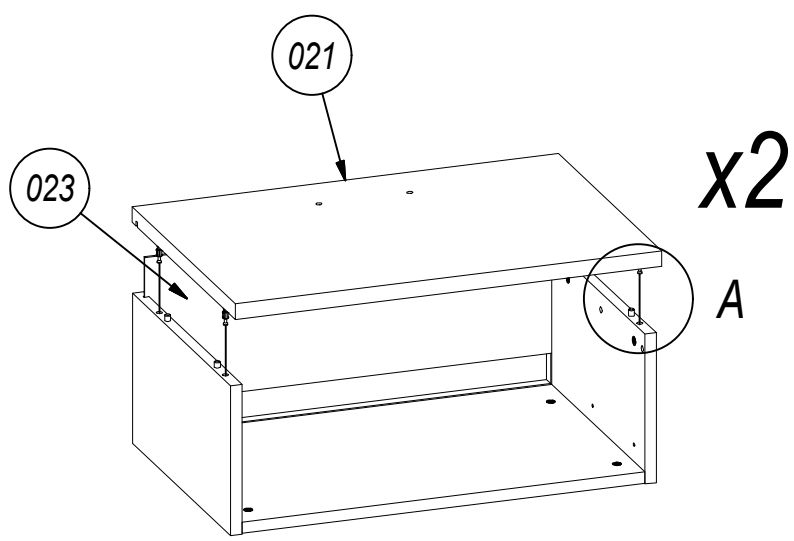
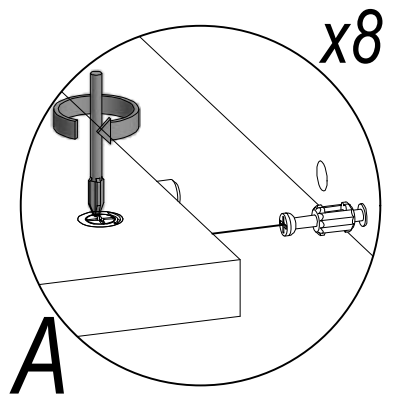
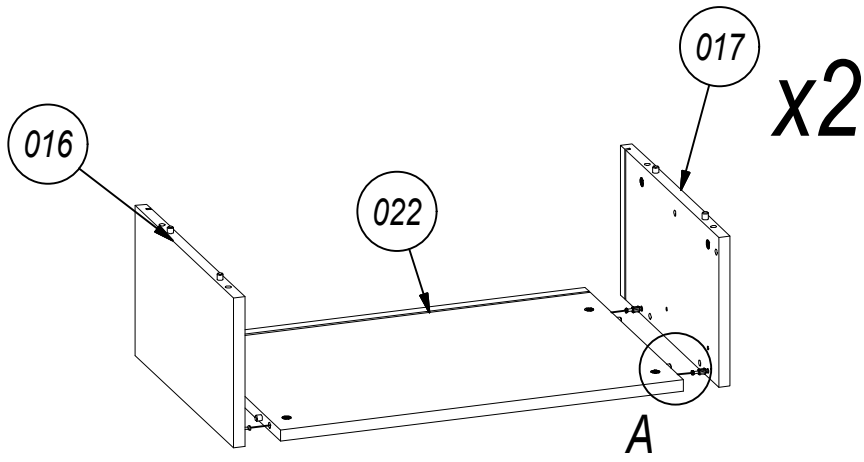


	143393
	x2
PLASTIC	1013
UP Ø4x25	x4
	



Ø8x28	1018
	x16
Ø15x12,5	123894
	x16
L-11 mm	11809
	x16



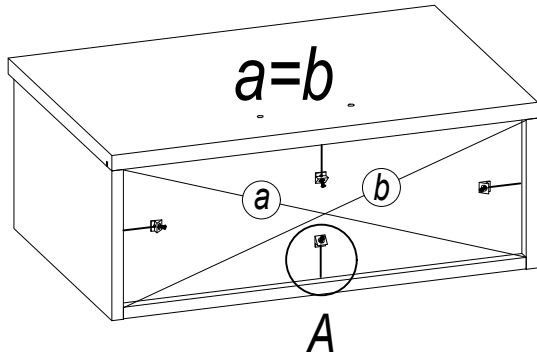




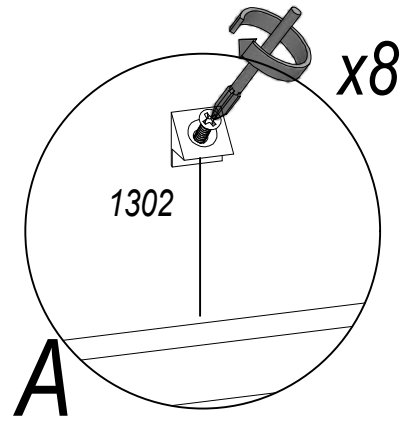
1302

x8

9

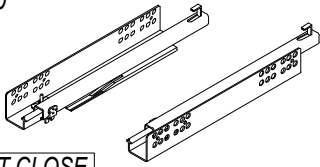


x2



L-350

141310



SOFT CLOSE

x2

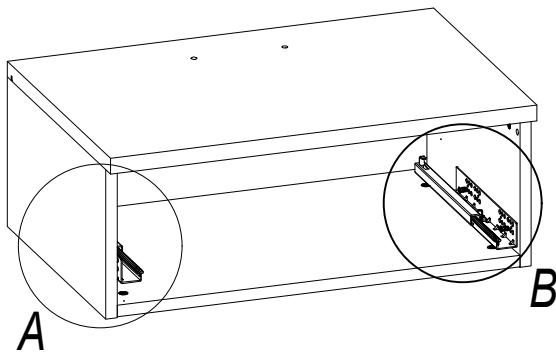
EURO S Ø6x9,5

1007

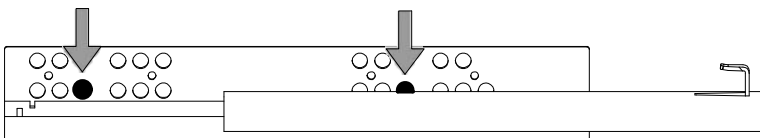
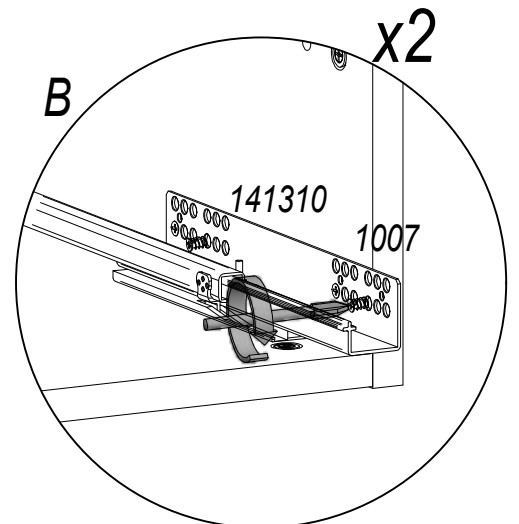
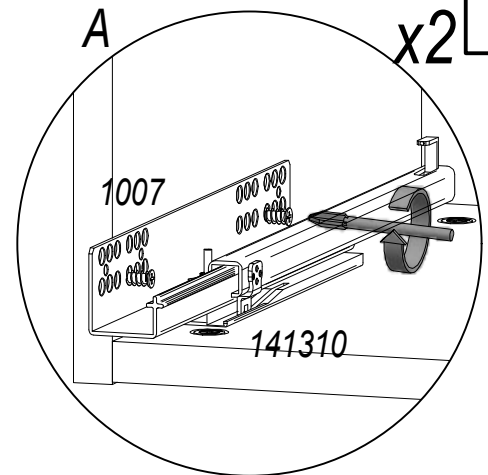





x8

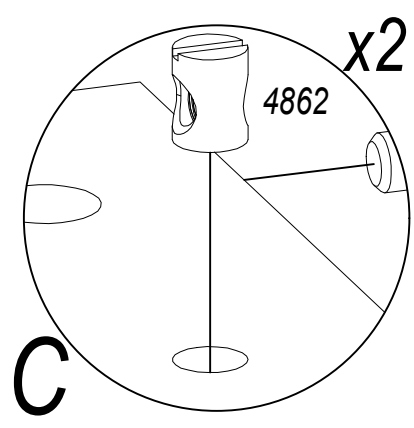
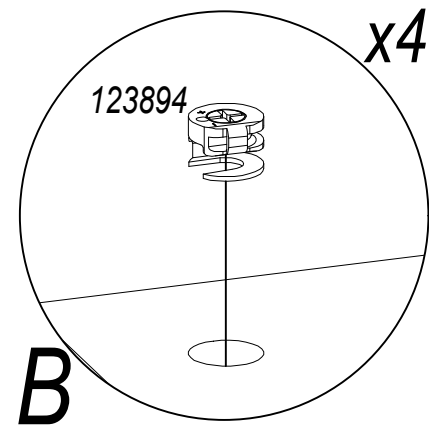
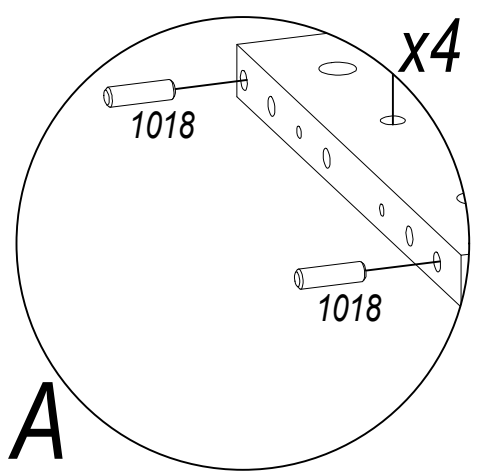
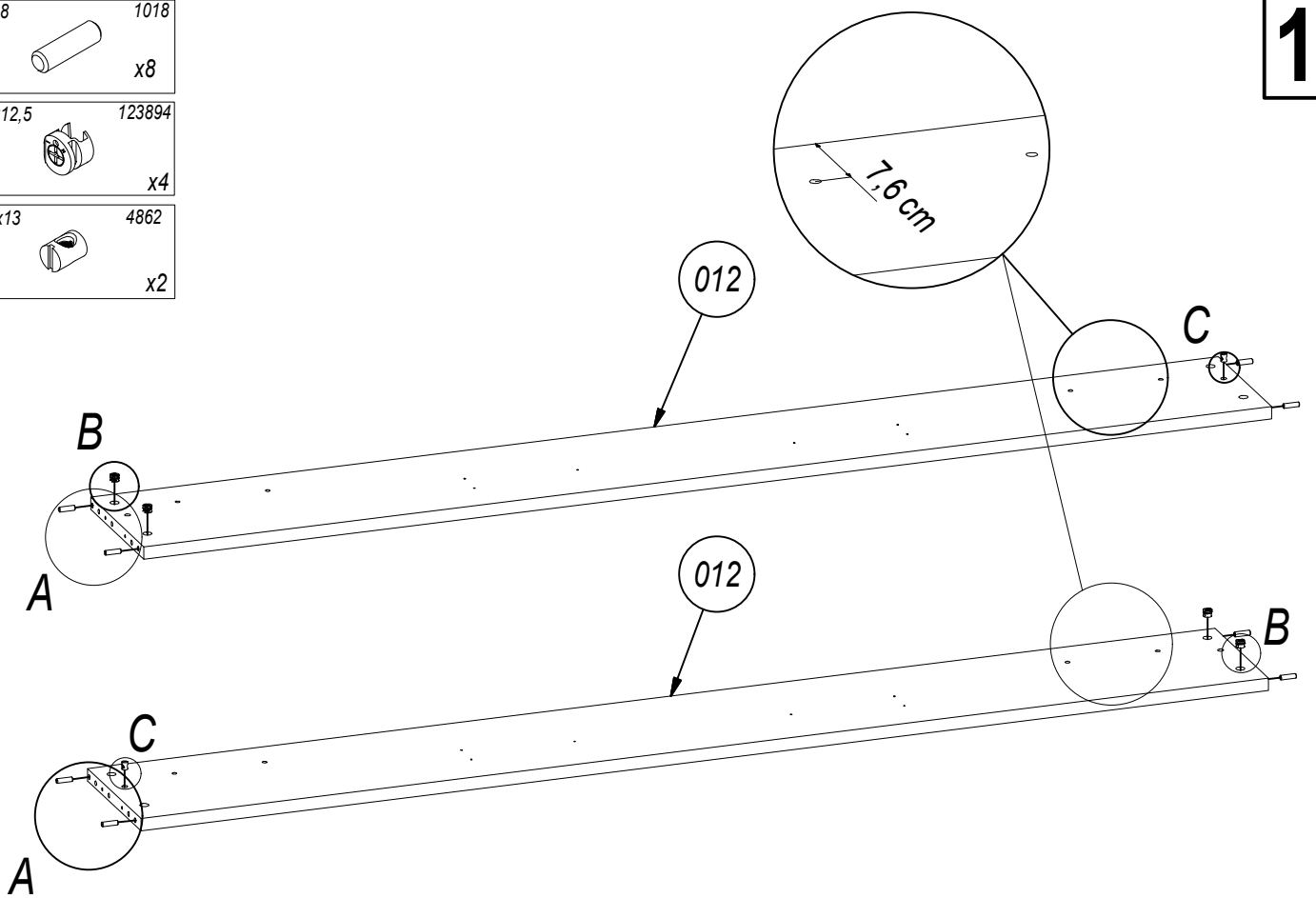
10



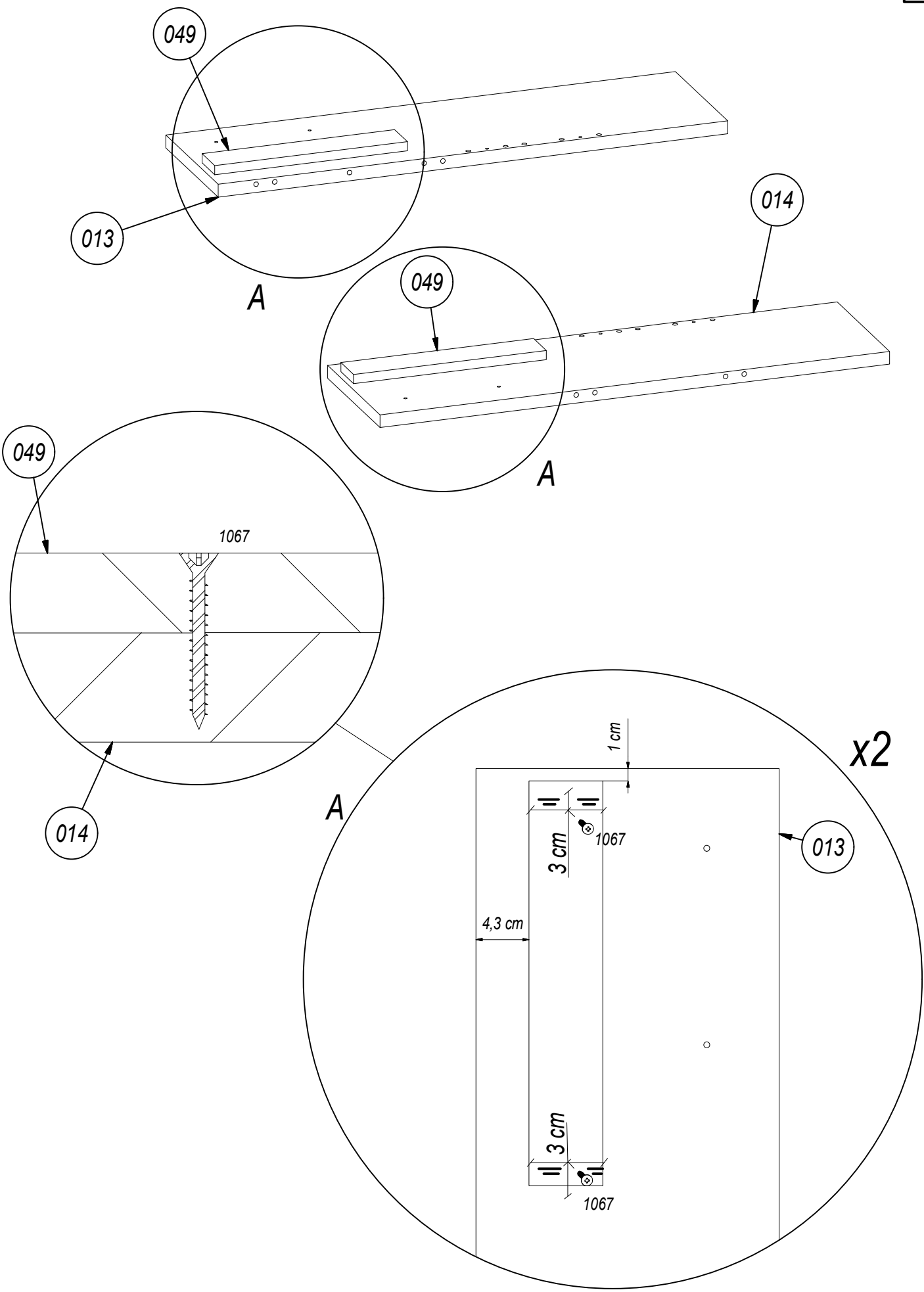
x2

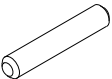

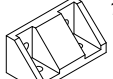



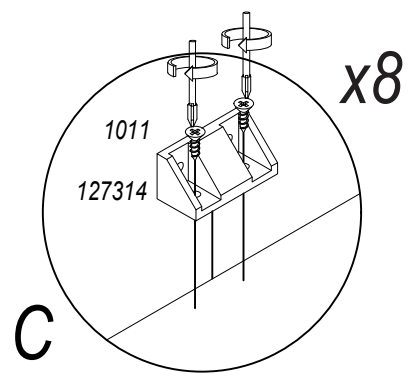
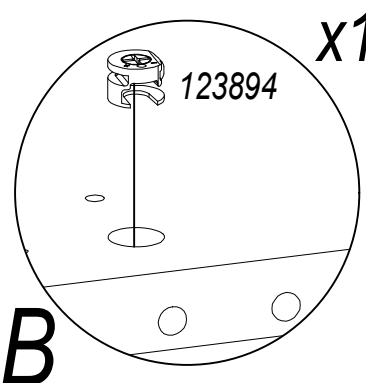
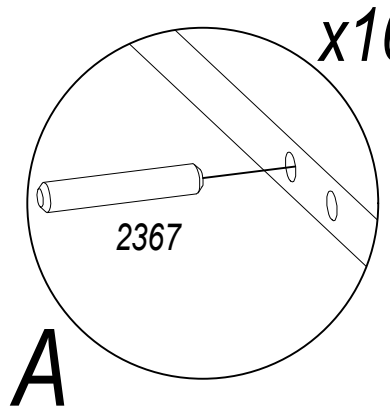
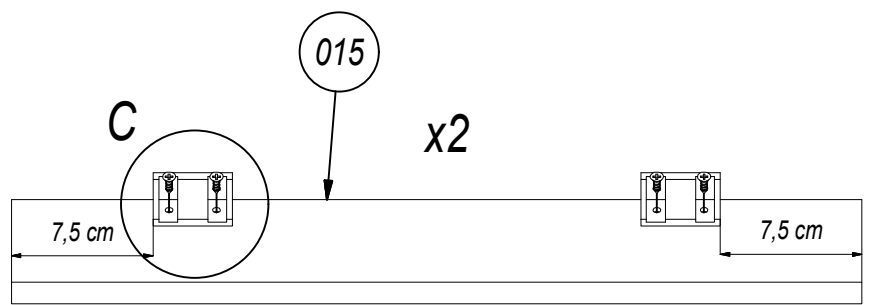
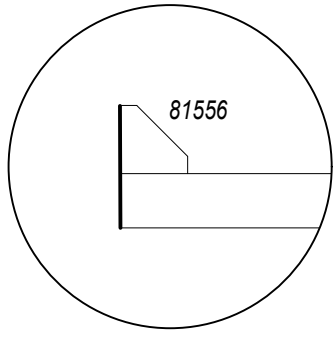
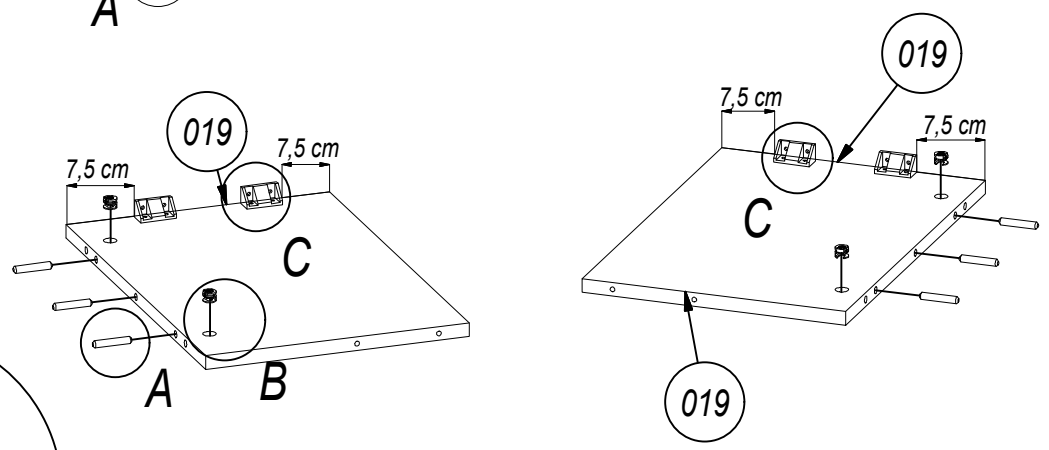
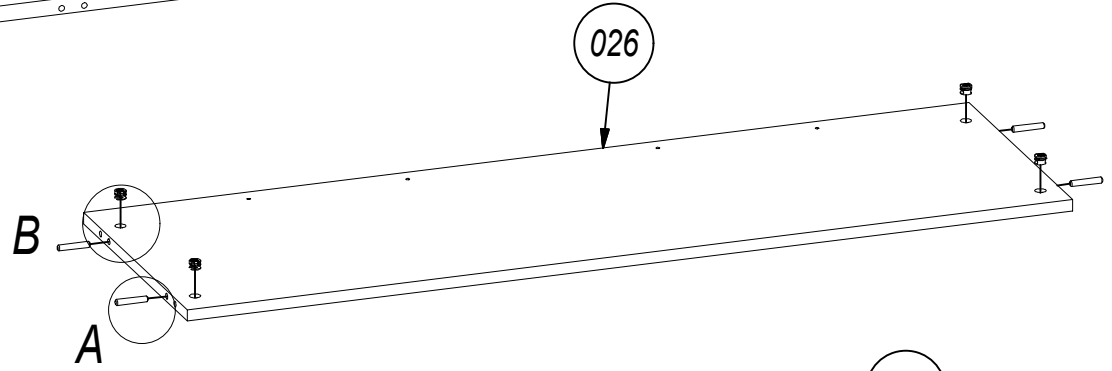
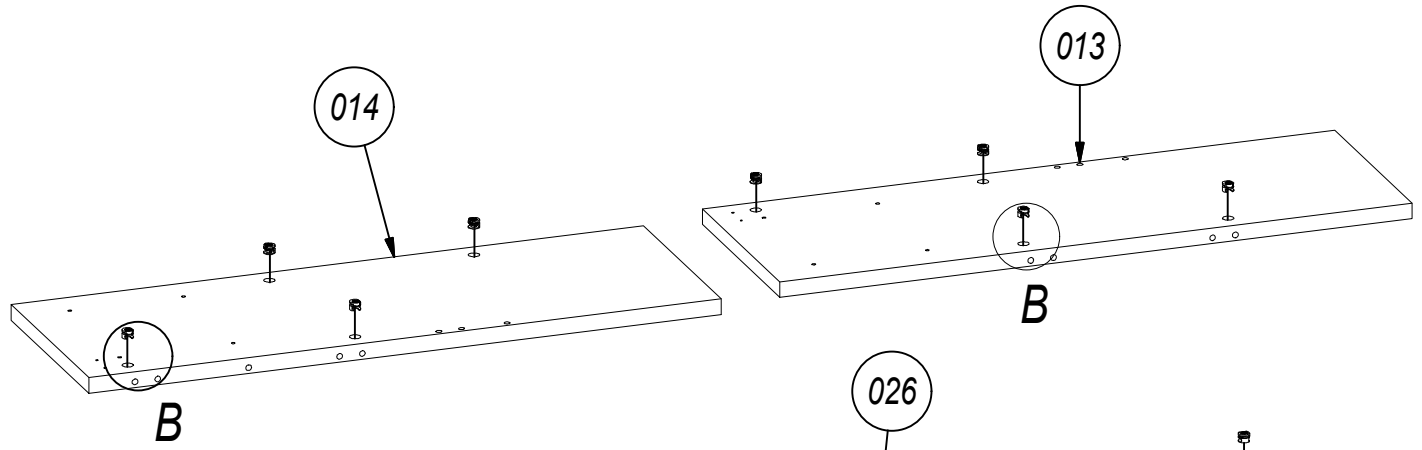
Ø8x28	1018
	x8
Ø15x12,5	123894
	x4
Ø10x13	4862
	x2



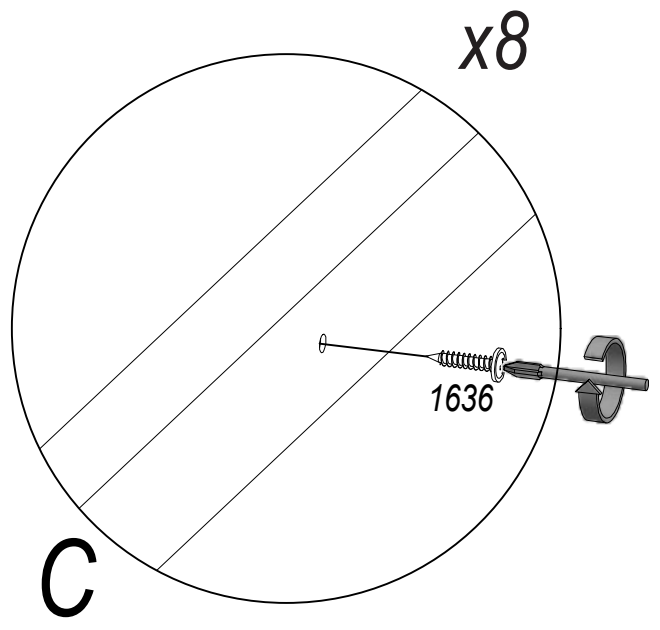
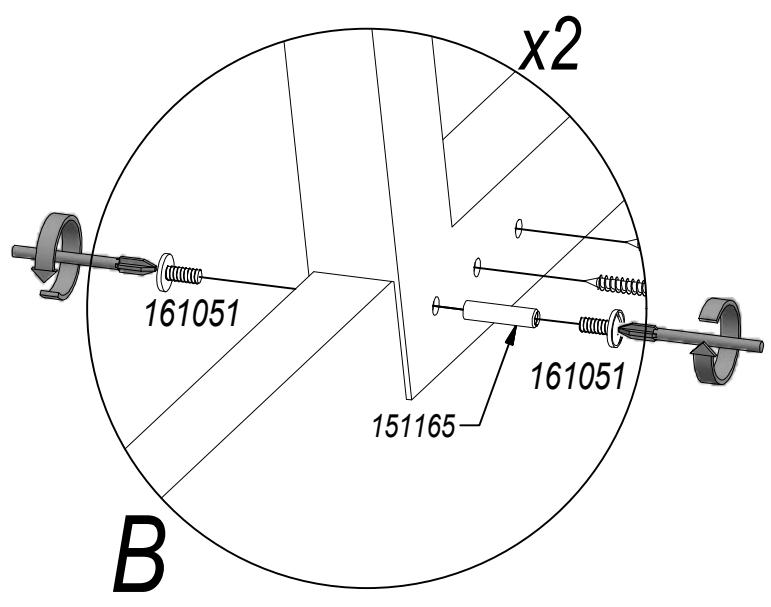
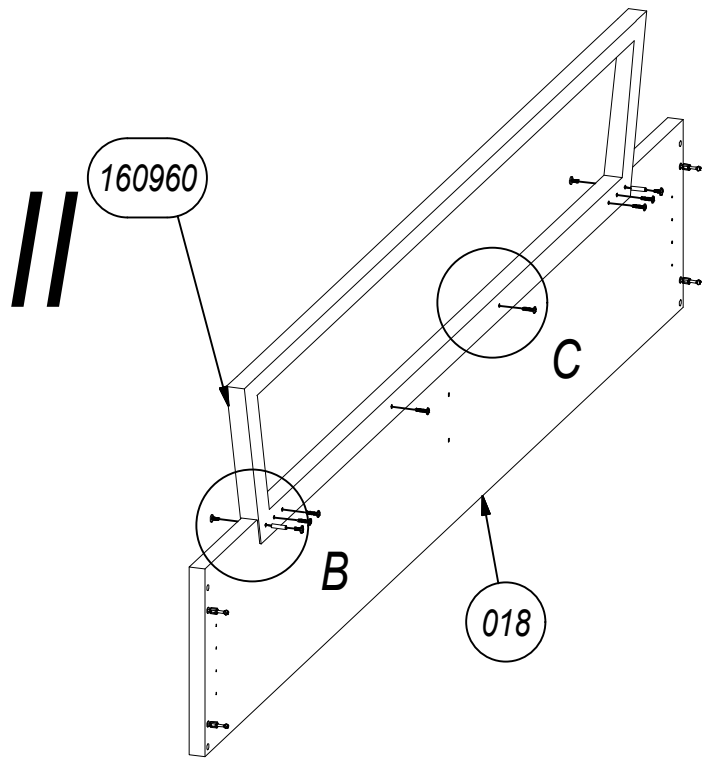
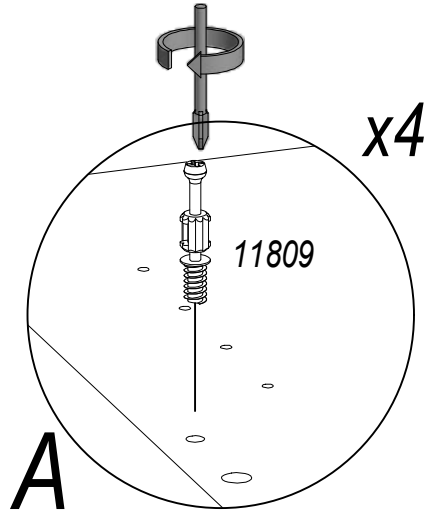
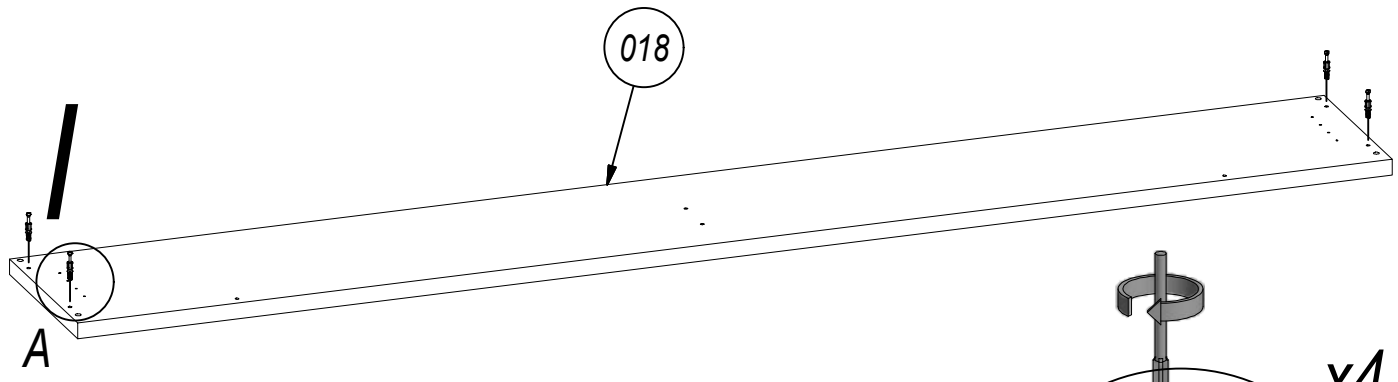
US Ø4x35 1067
x4



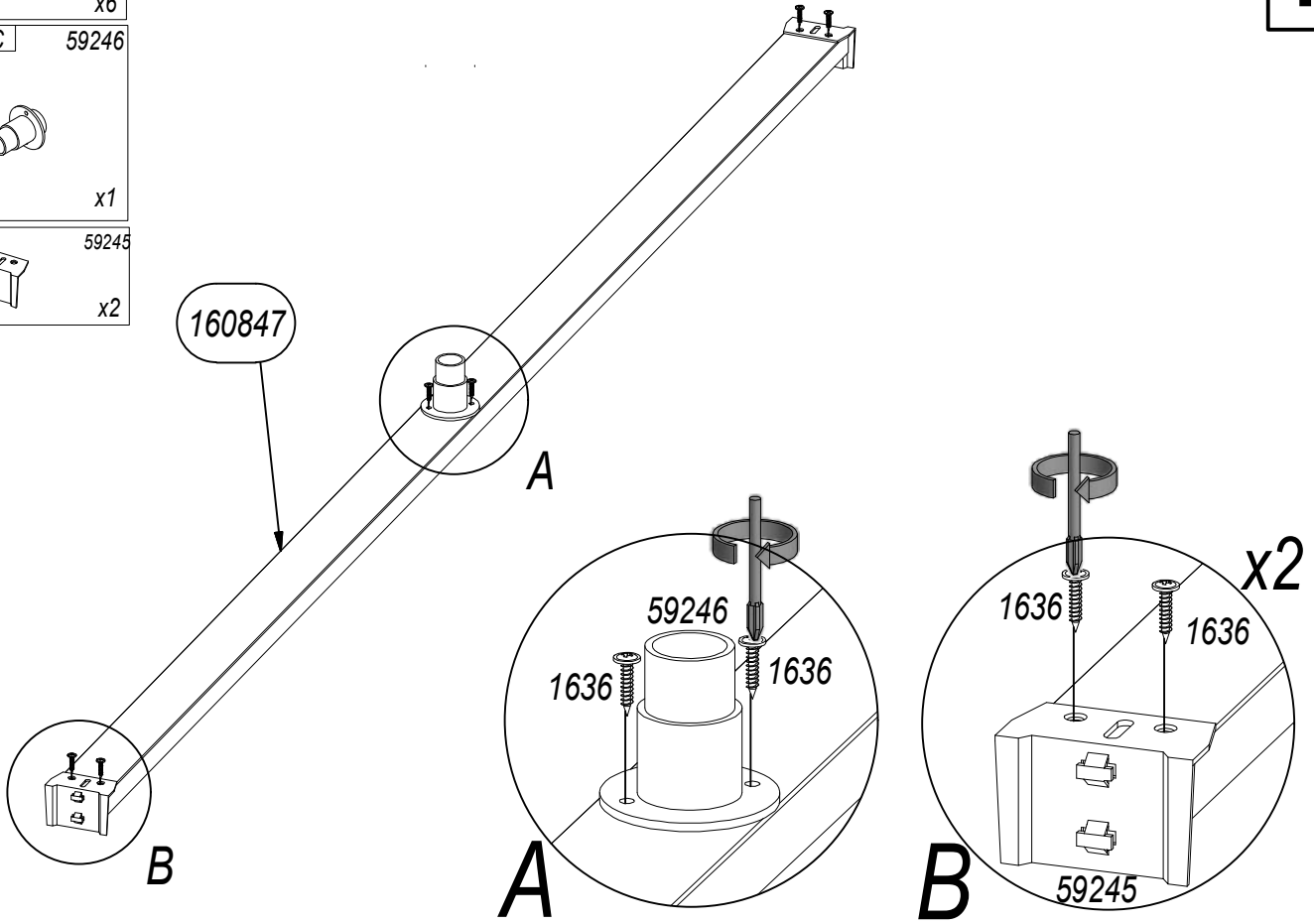
<p>Ø8x45 2367 x10</p> 	<p>Ø15x12,5 123894 x16</p> 	<p>127314 x8</p> 	<p>US Ø3,5x13 1011 x12</p> 
--	---	---	--



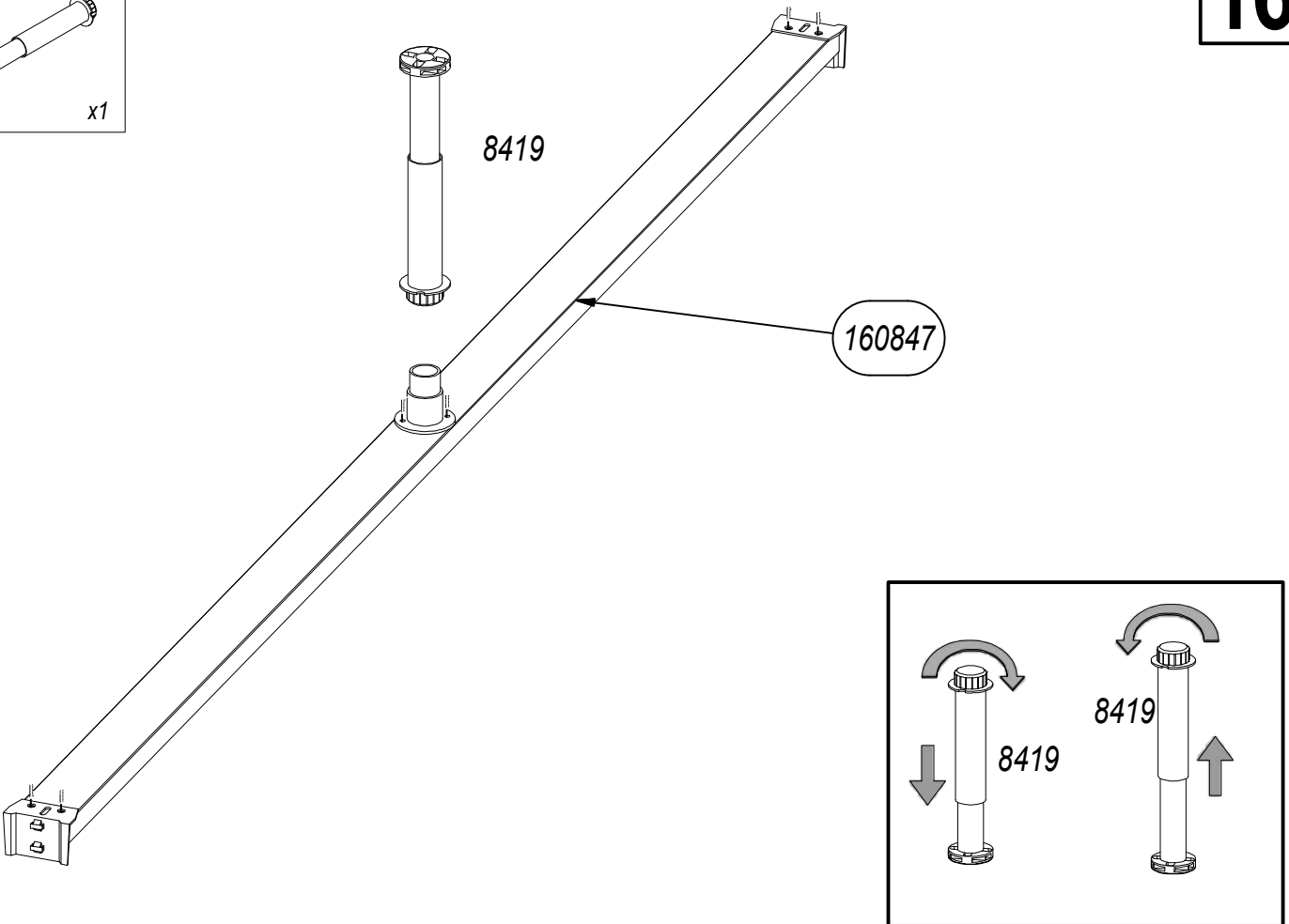
UP Ø4x20 1636 x8	WPM Ø4x9 161051 x4	5x20 151165 x2
L-11 mm 11809 x4		

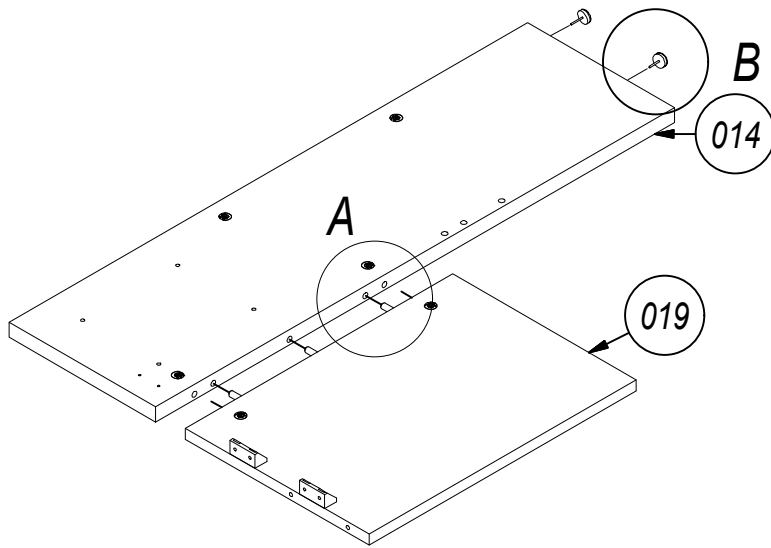


- UP Ø4x20 1636 x6
- PLASTIC 59246 x1
- 59245 x2

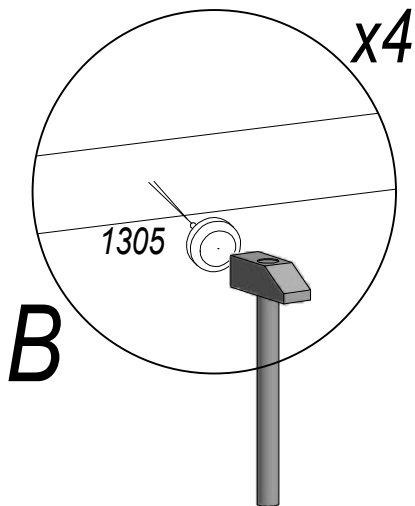
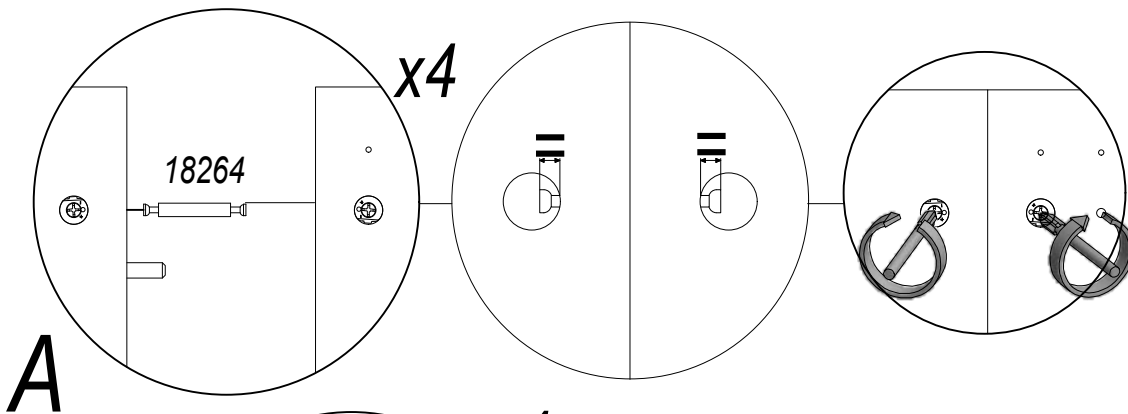
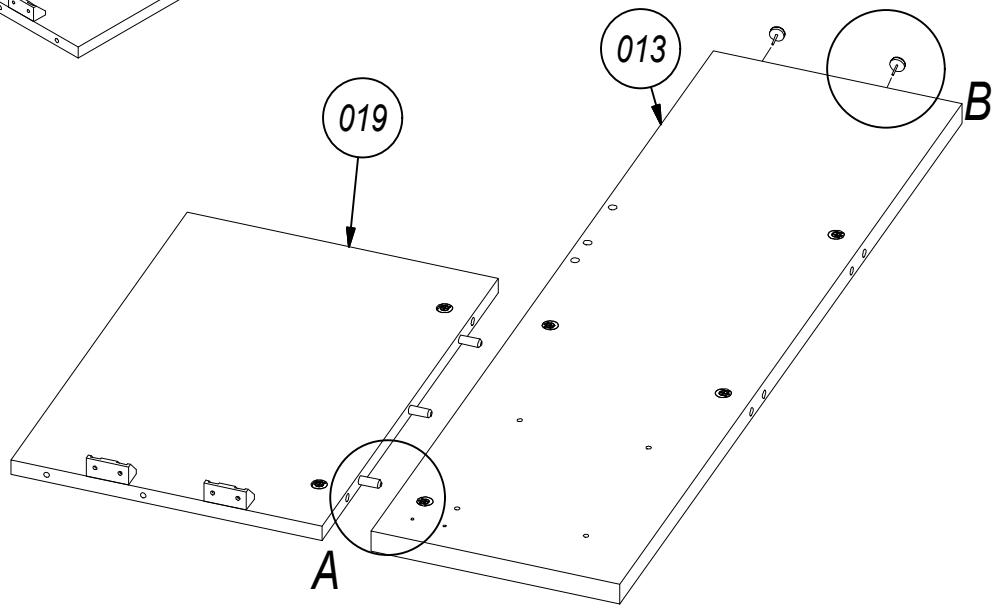


- PLASTIC 8419 x1

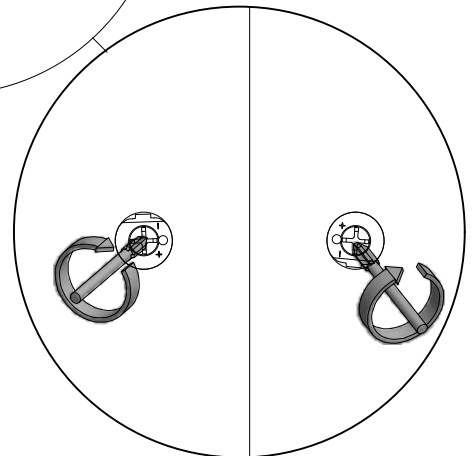
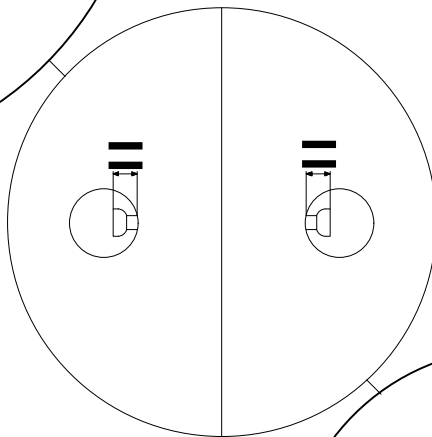
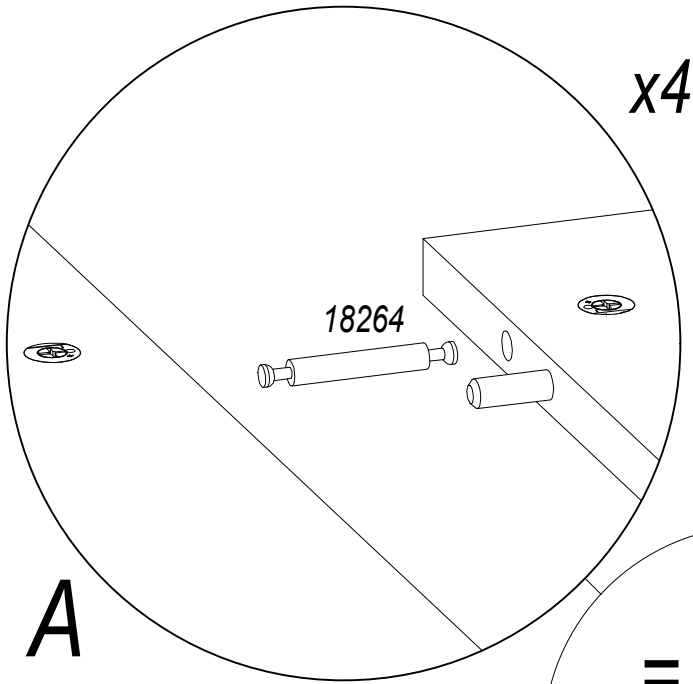
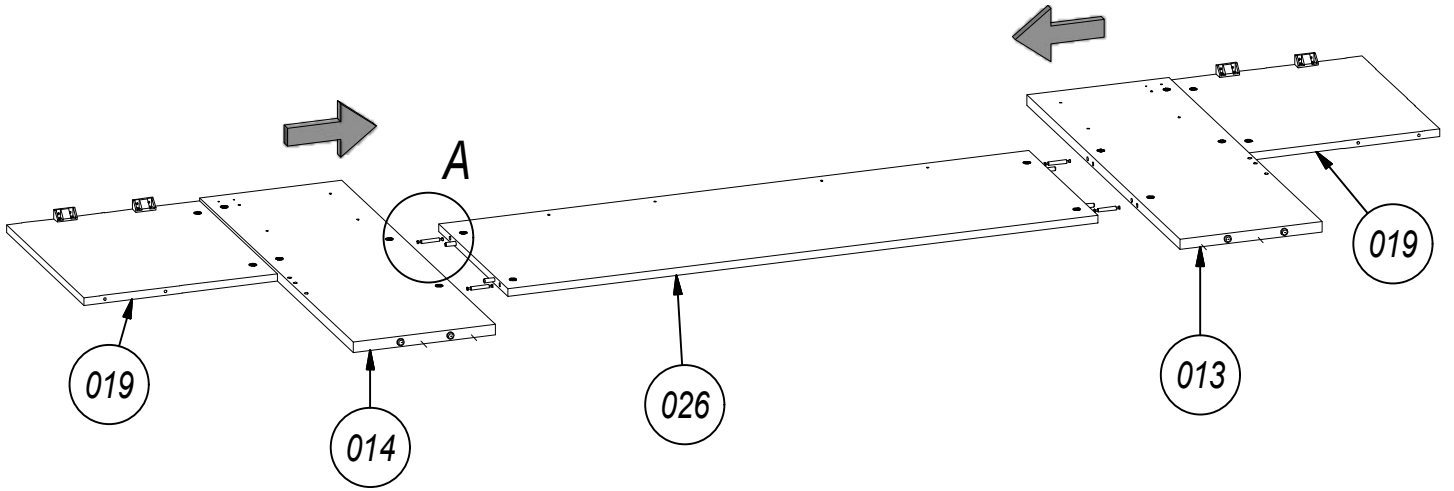







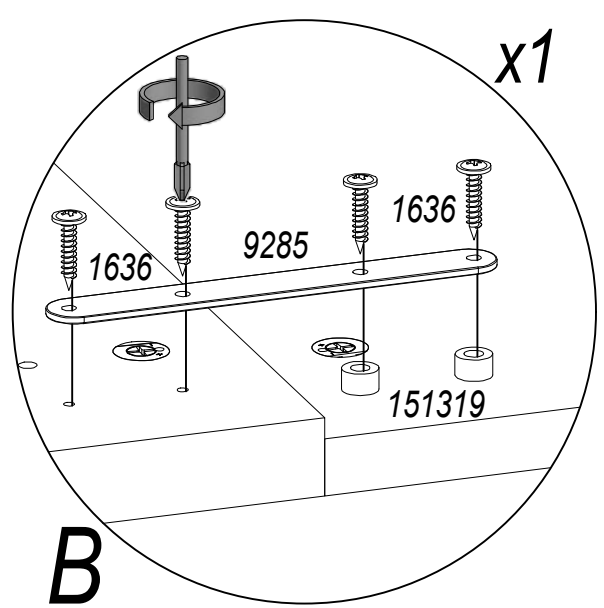
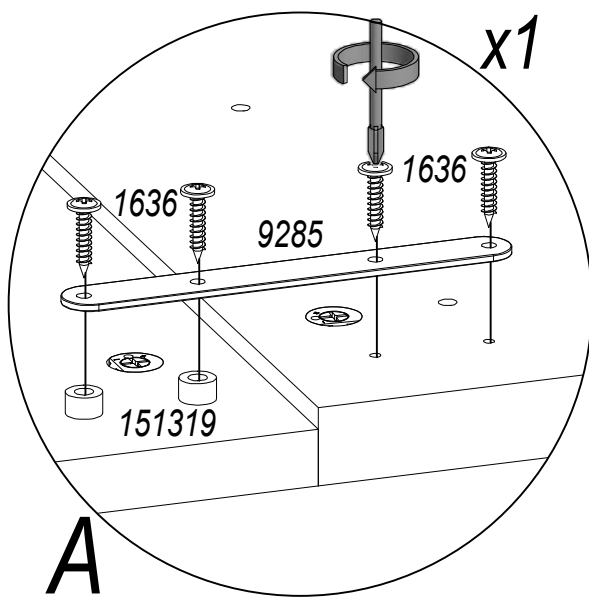
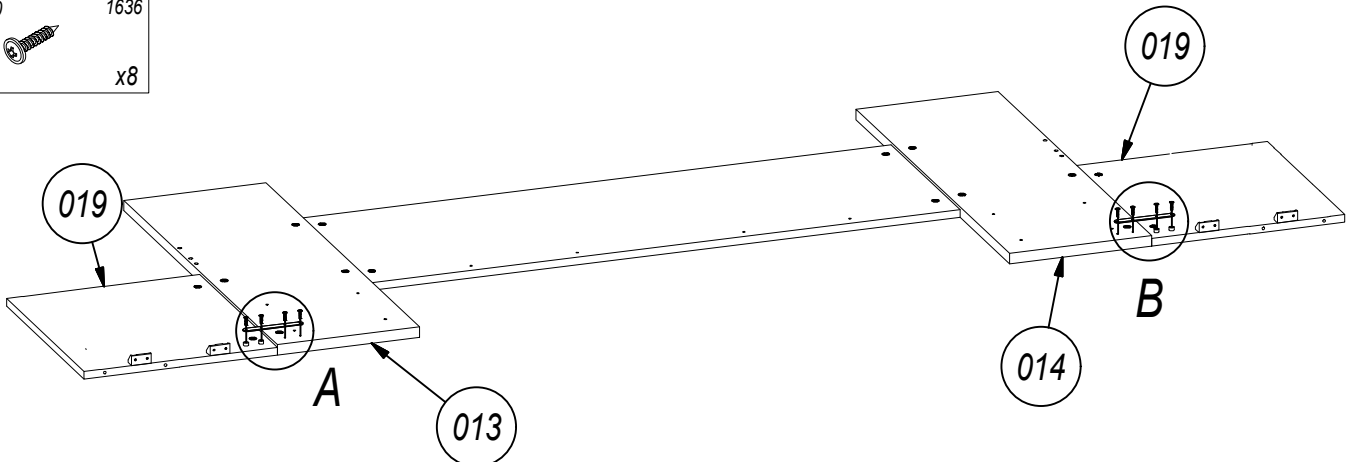
L-48	18264
	x4
	1305
	x4

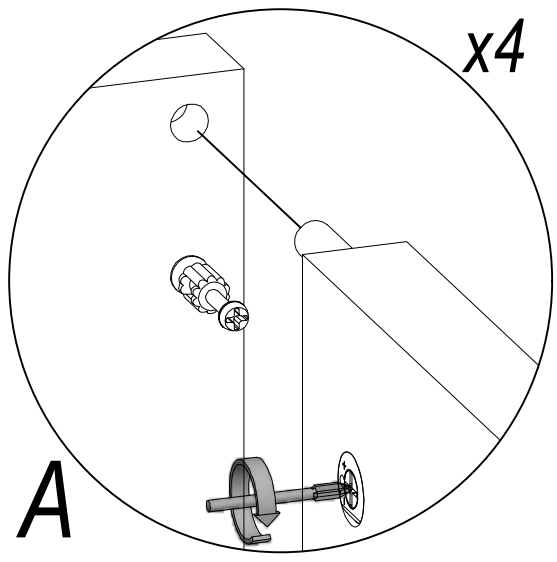
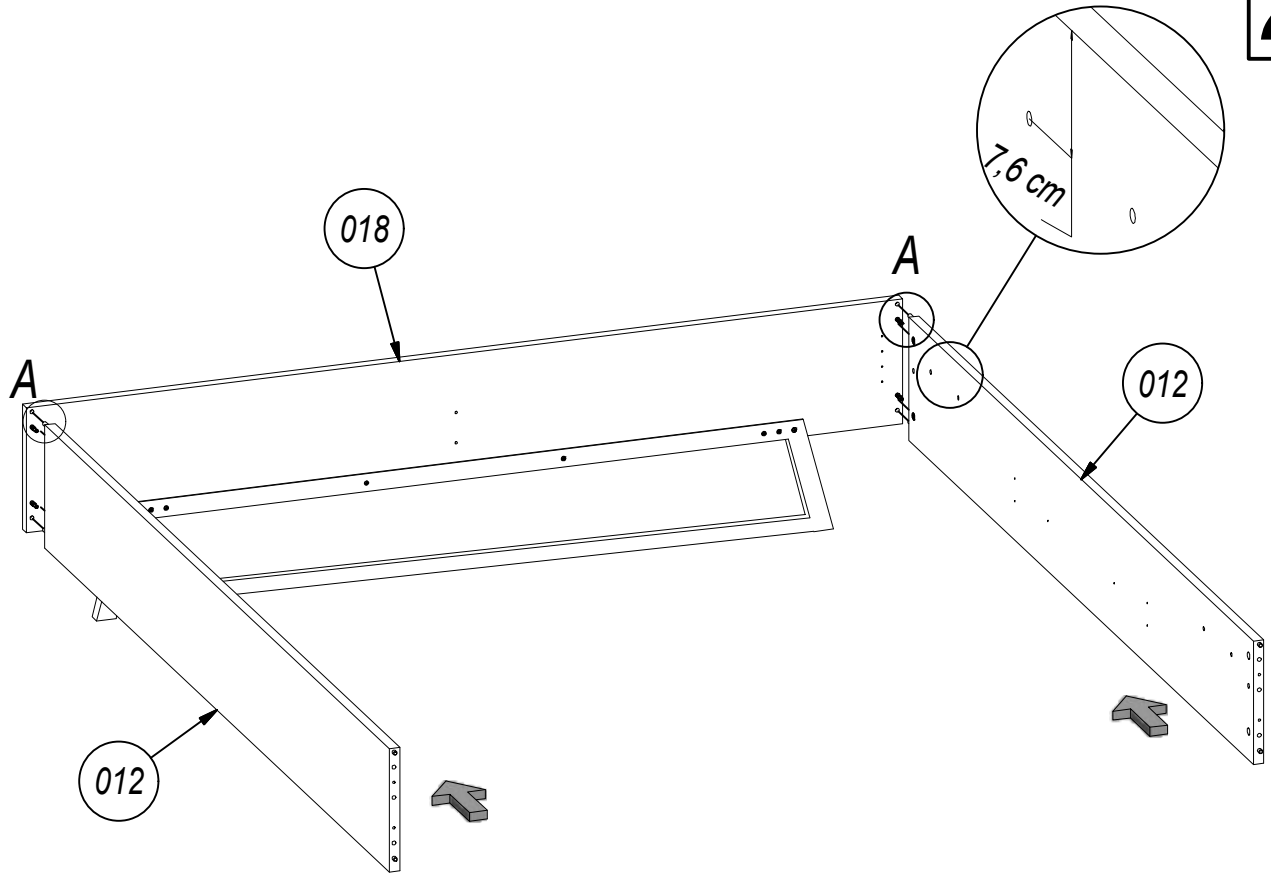


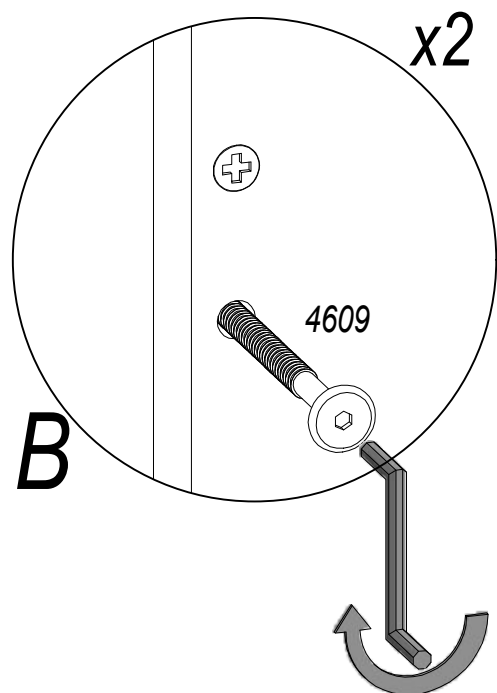
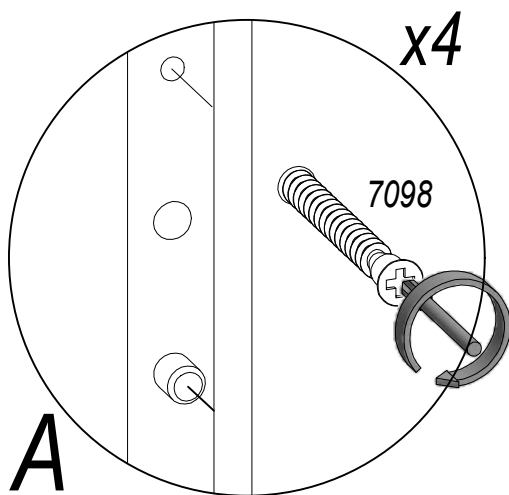
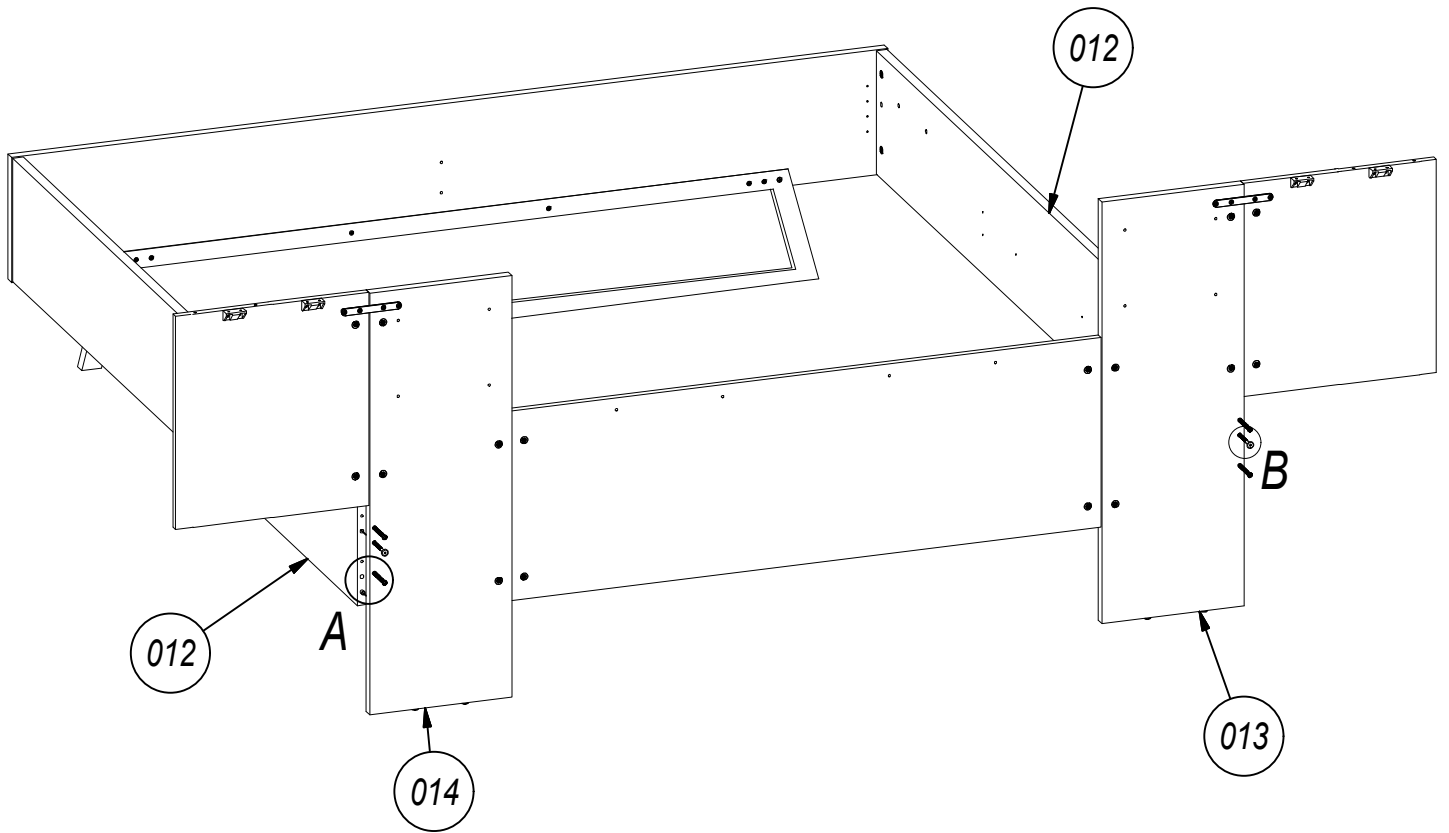
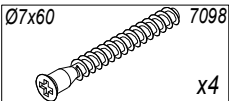
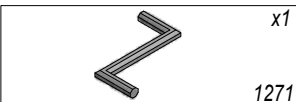
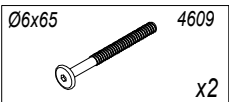
L-48 18264
x4



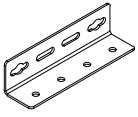
126x15x2	9285
	x2
H-9 mm	159139
	x4
UP Ø4x20	1636
	x8







130x34x34 142926

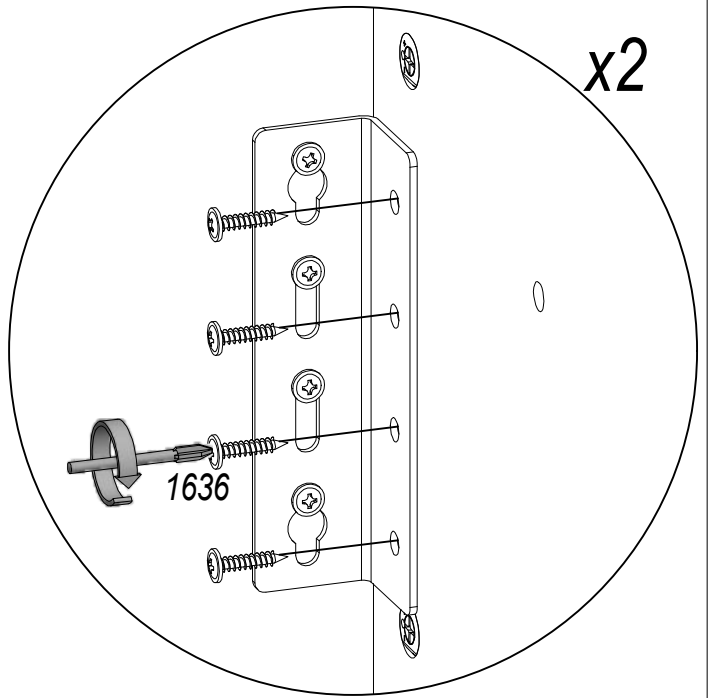
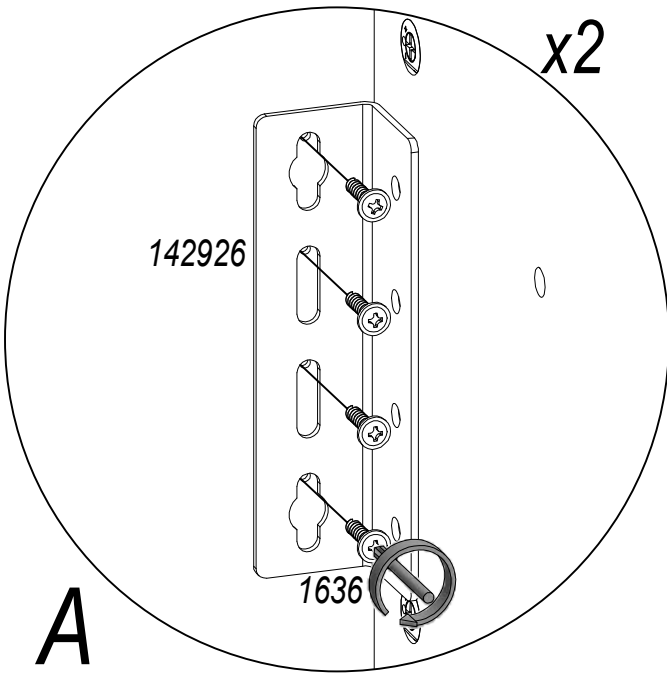
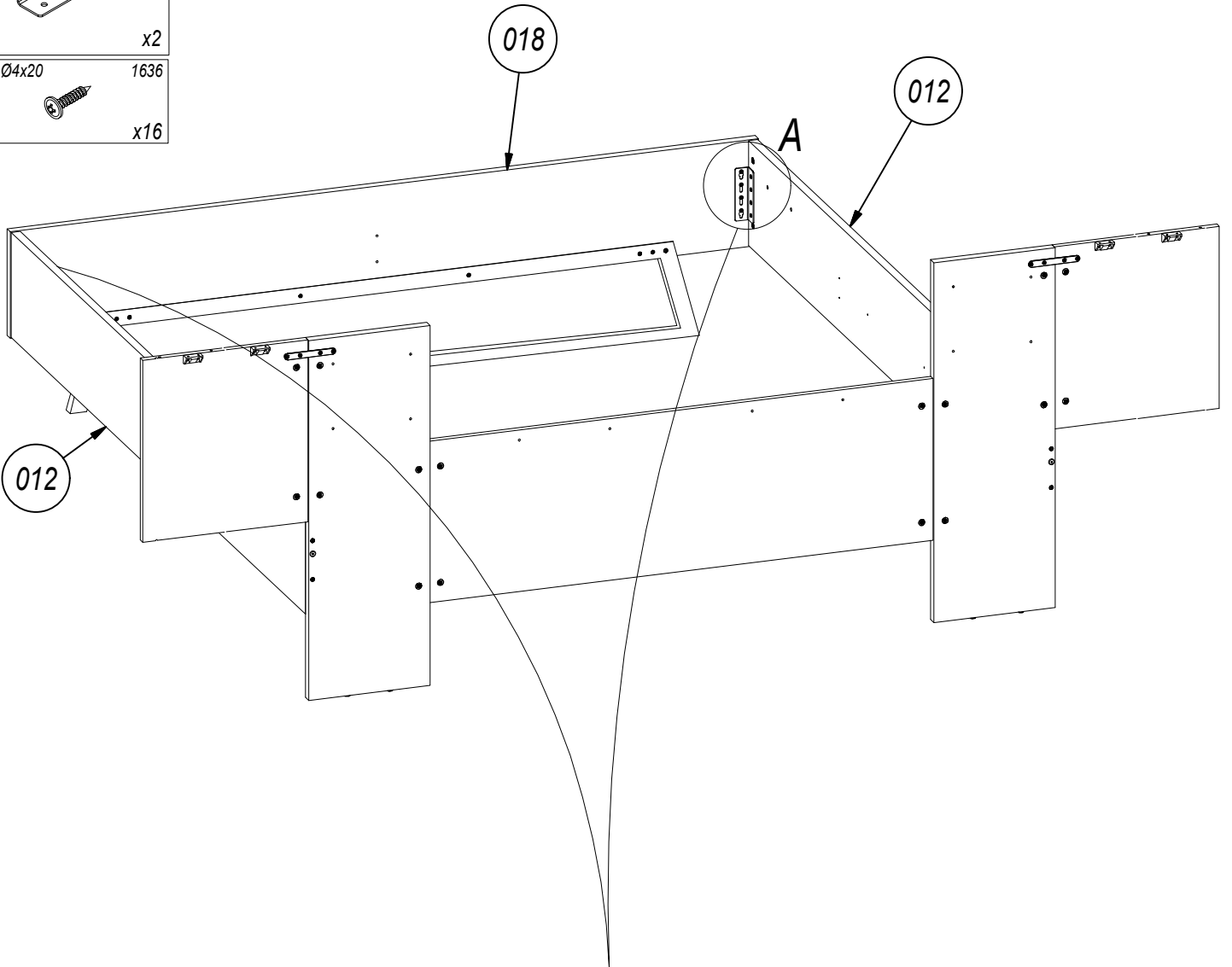


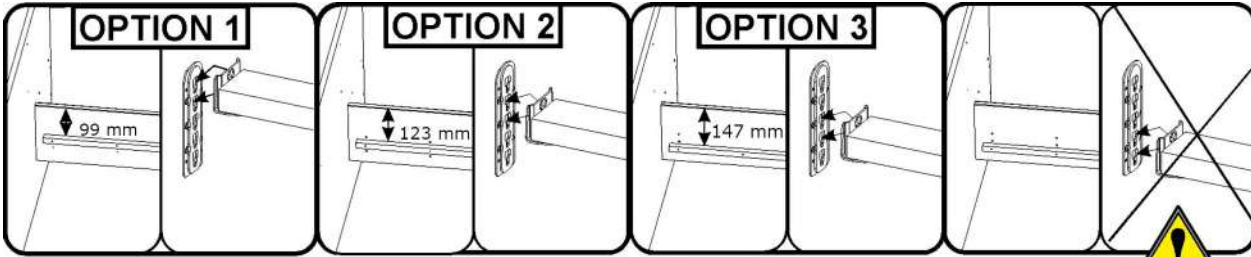
x2

UP Ø4x20 1636

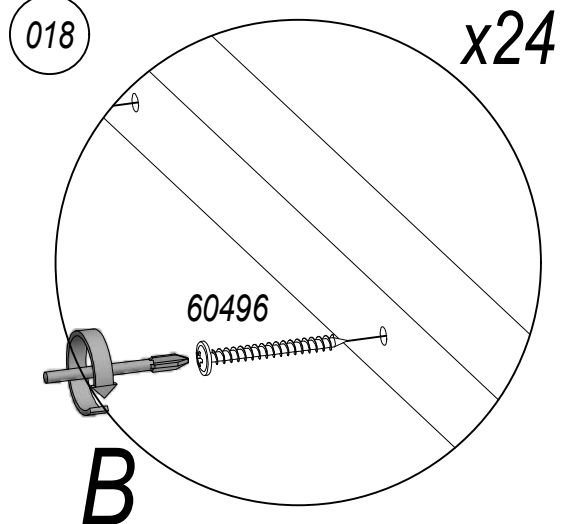
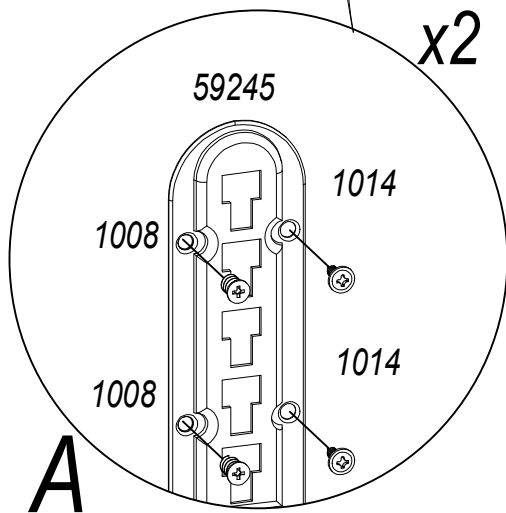
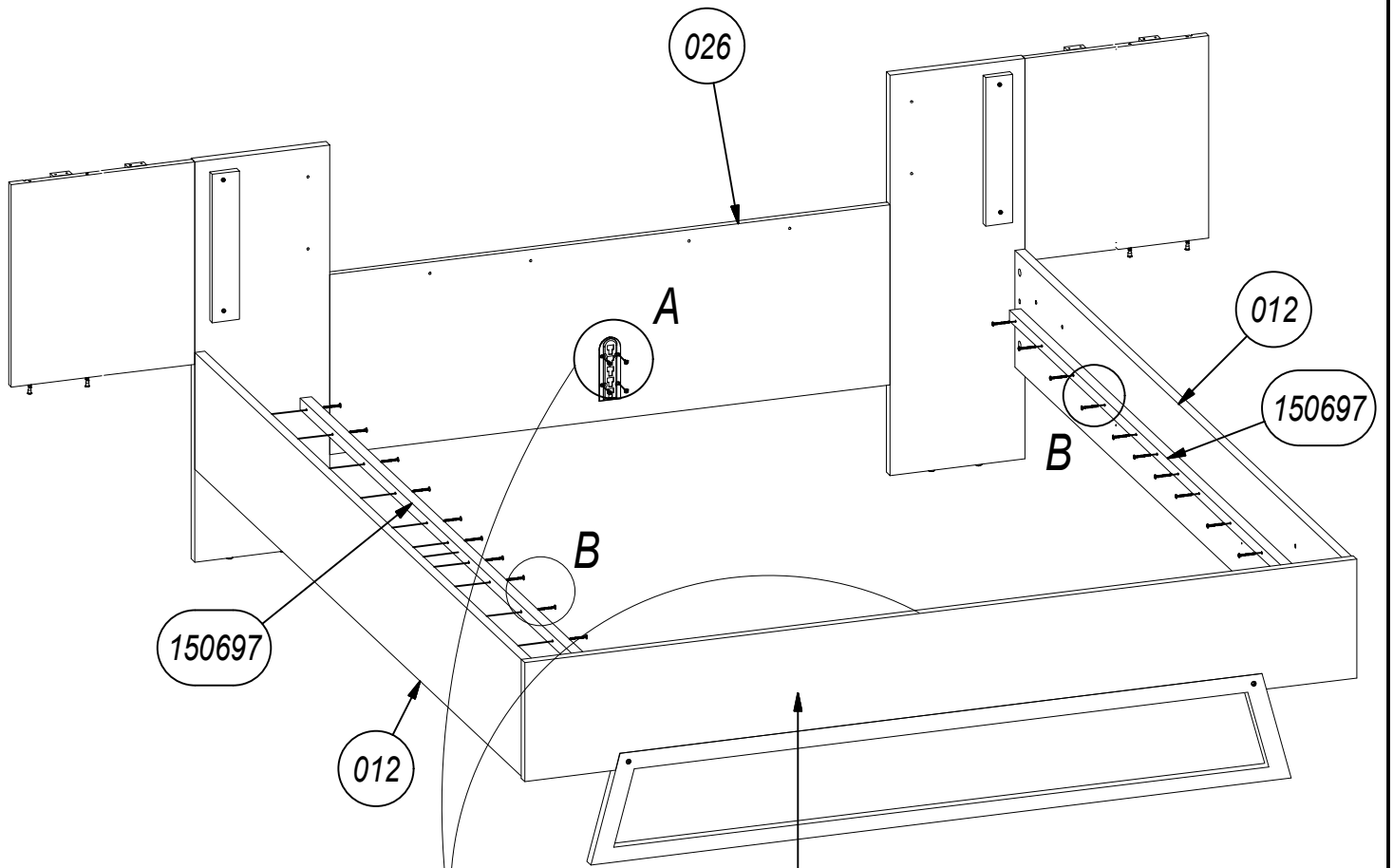




x16

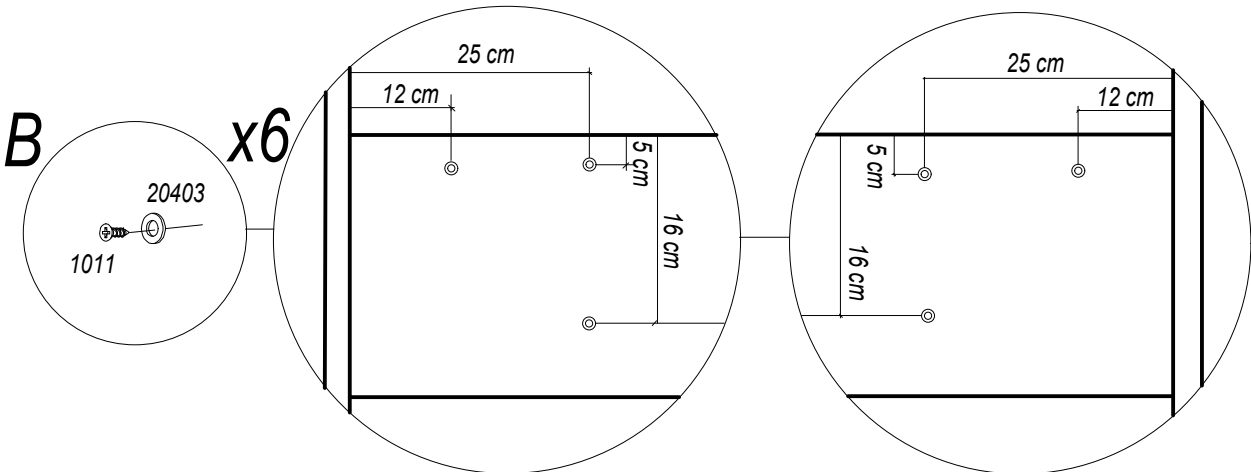
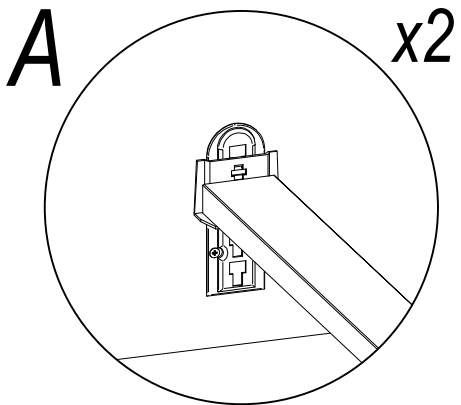
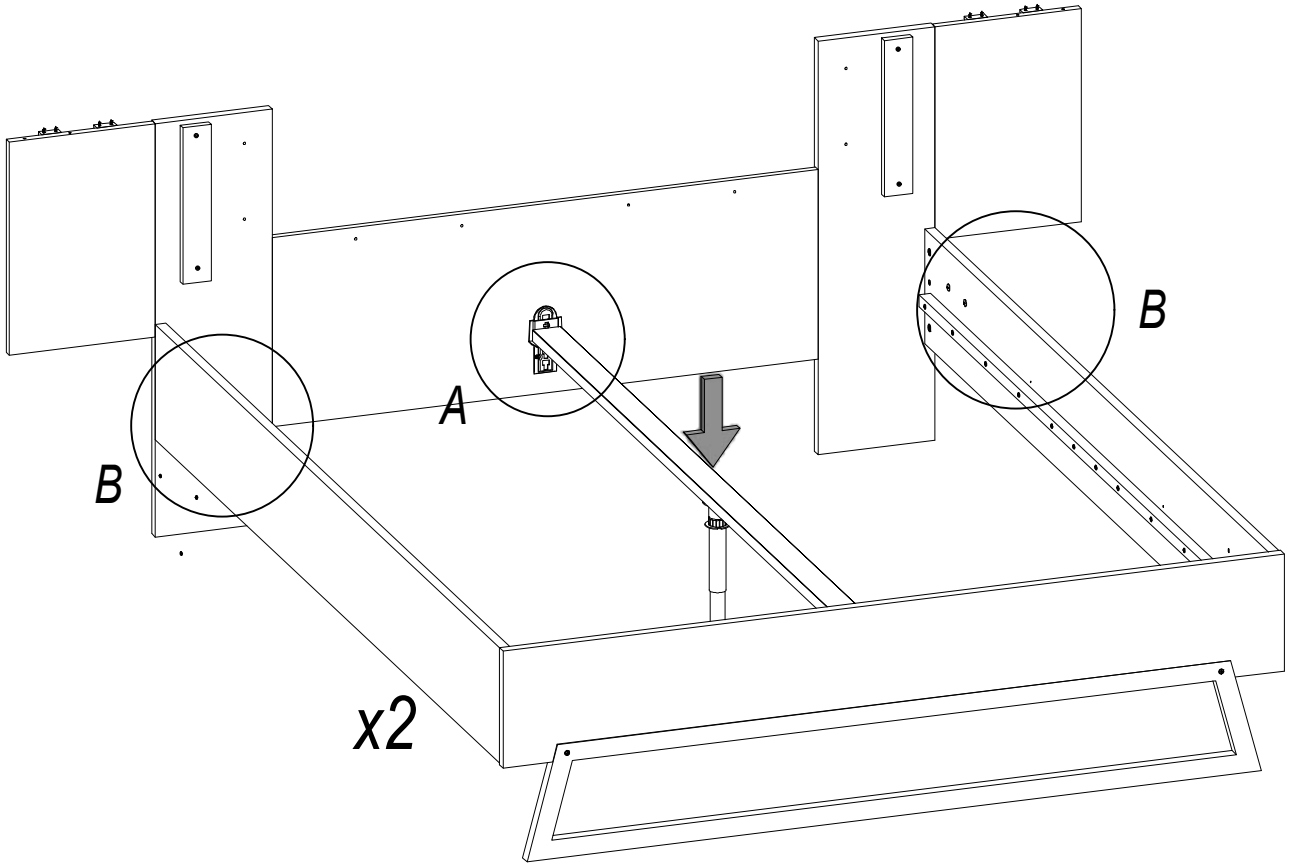




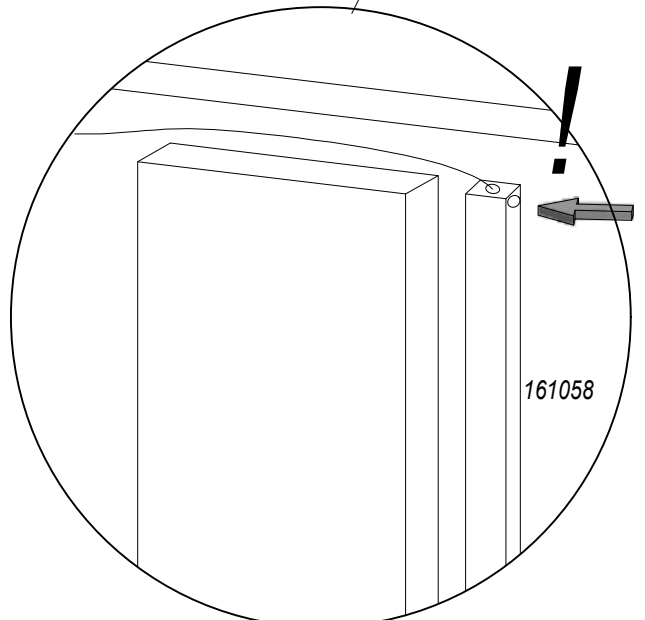
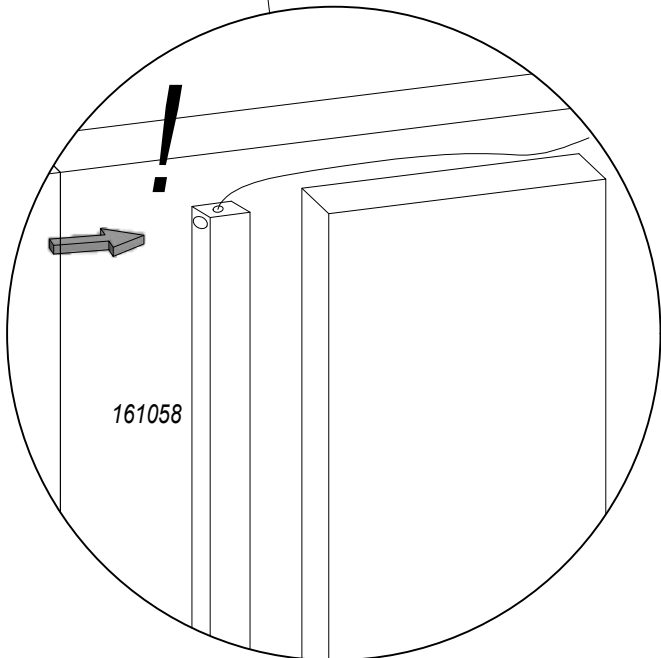
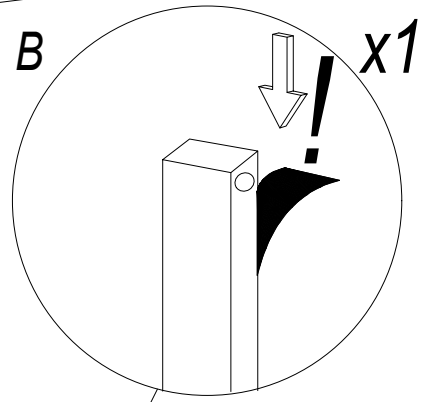
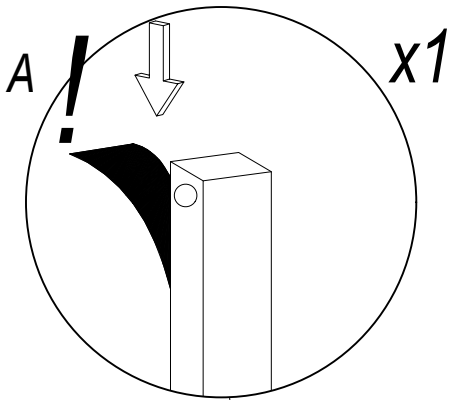
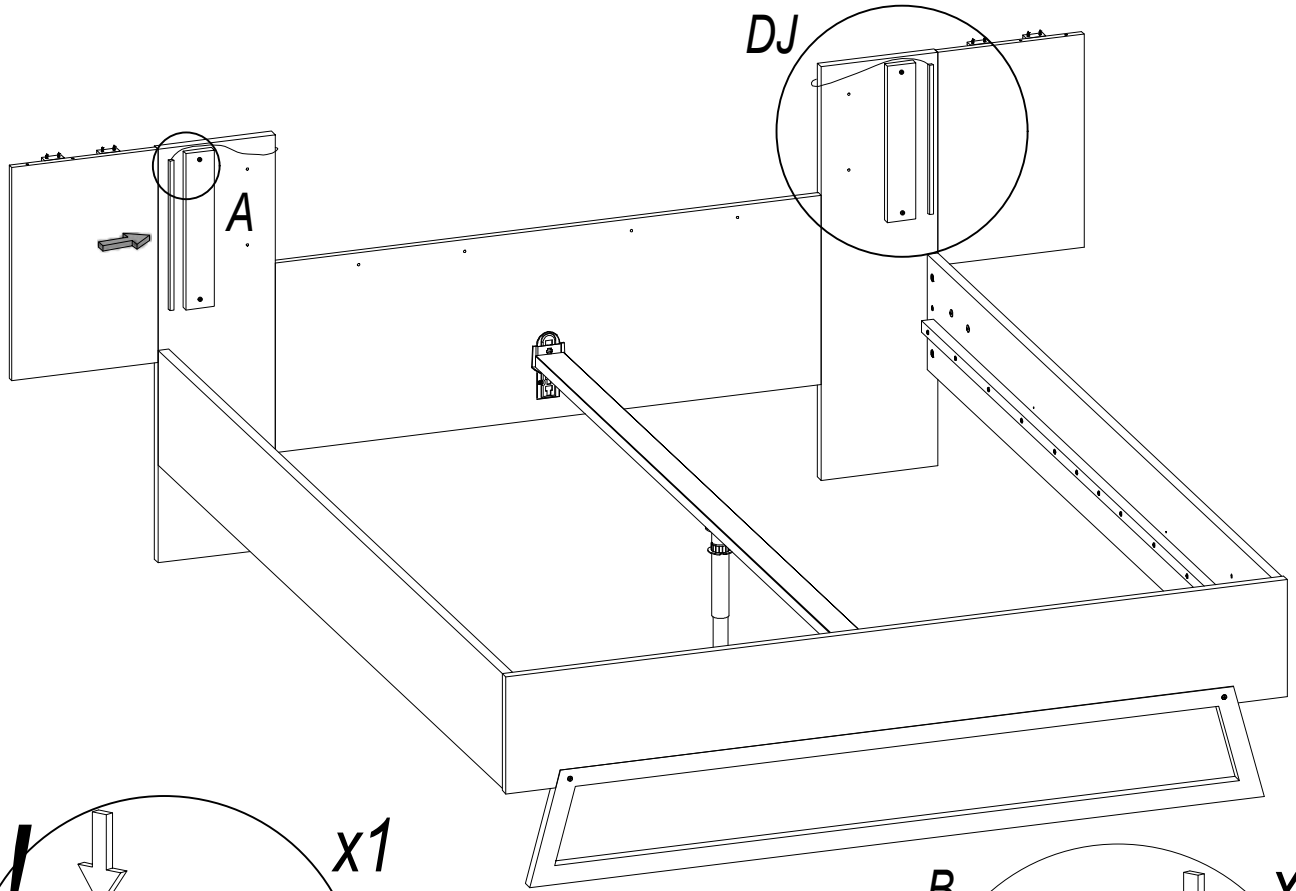
UP Ø3,5x13	1014
	x4
EURO S Ø6,3x9,5	1008
	x4
59245	
	x2
UP Ø4x40	60496
	x24

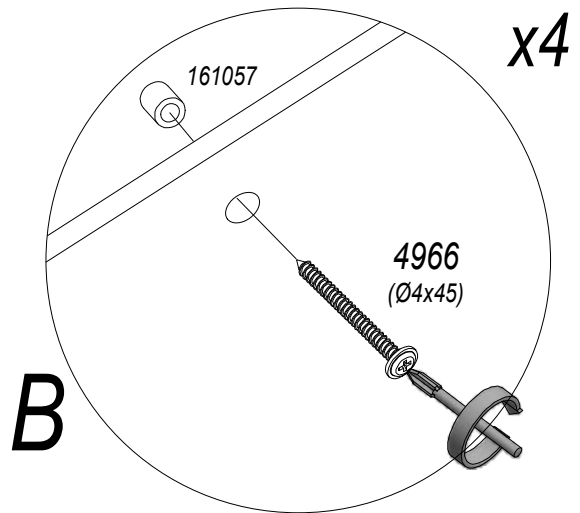
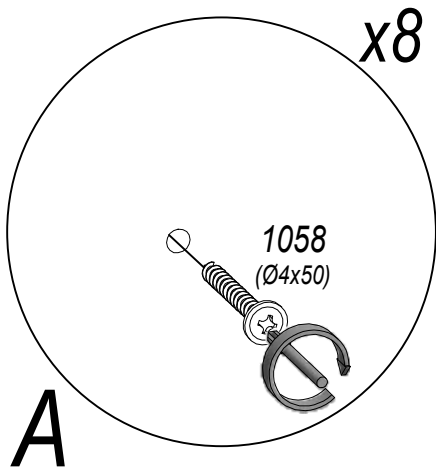
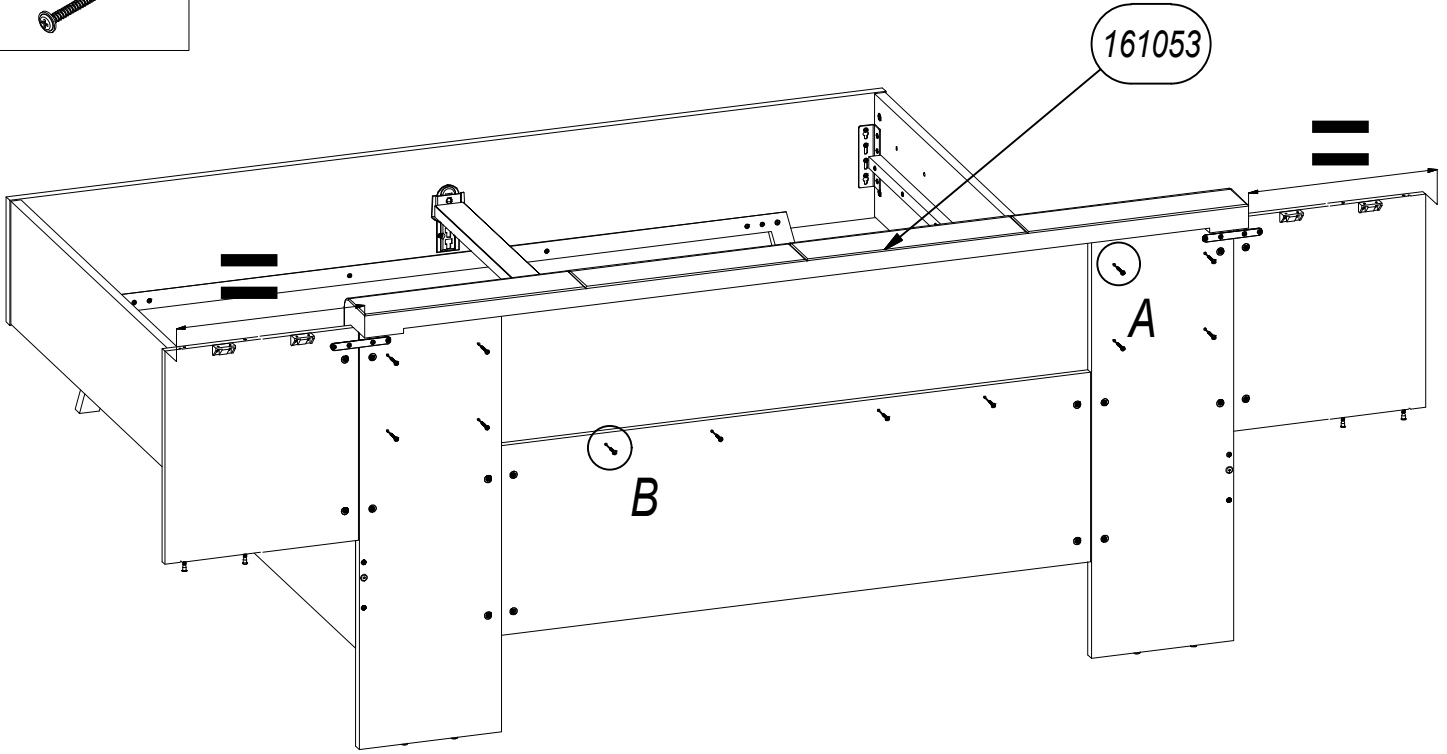
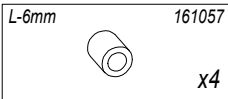
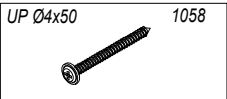


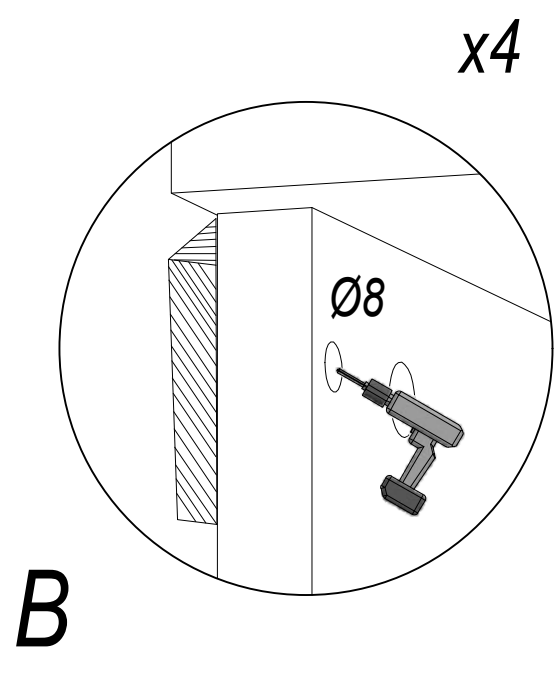
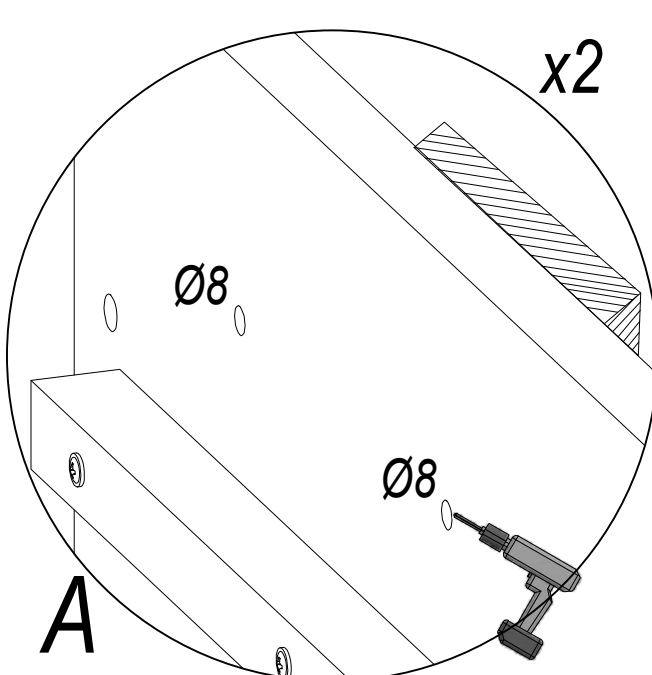
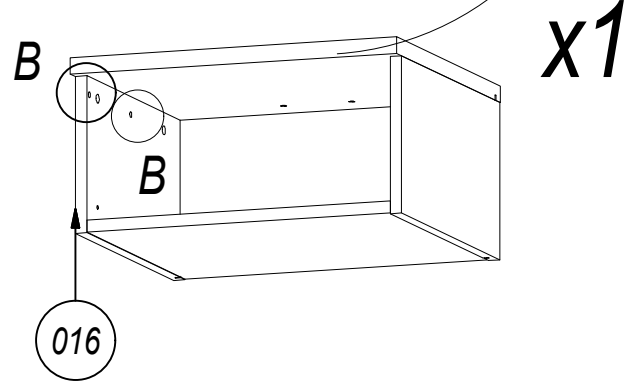
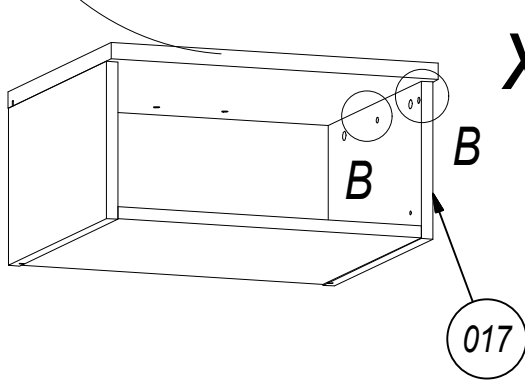
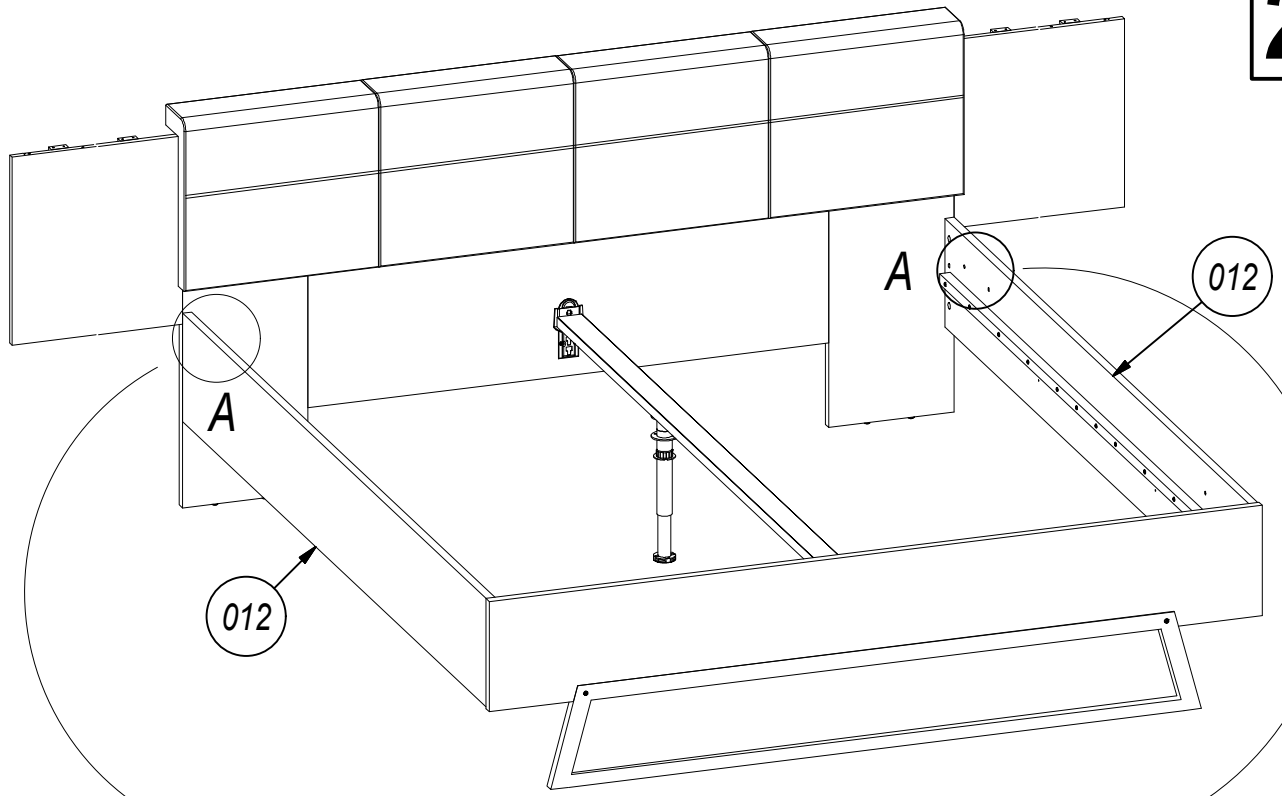
M-6	20403
	x6
US Ø3,5x13	1011
	x6



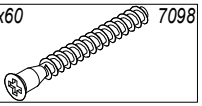
L-350 161058
x2



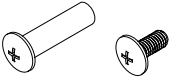




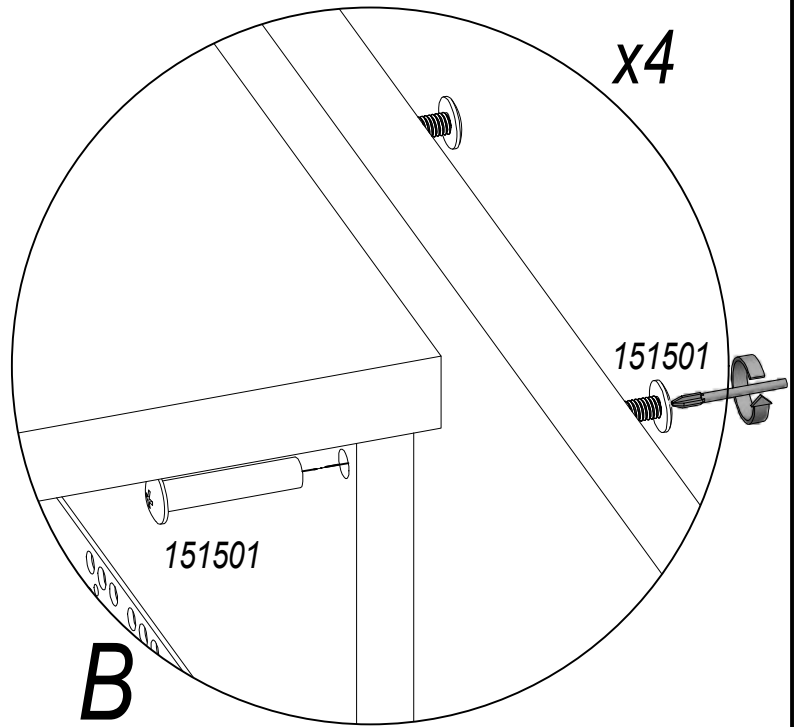
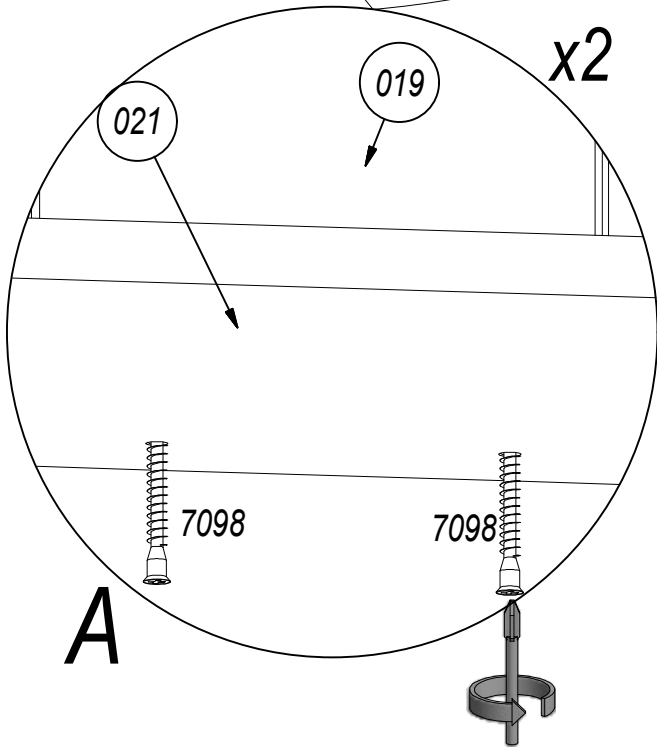
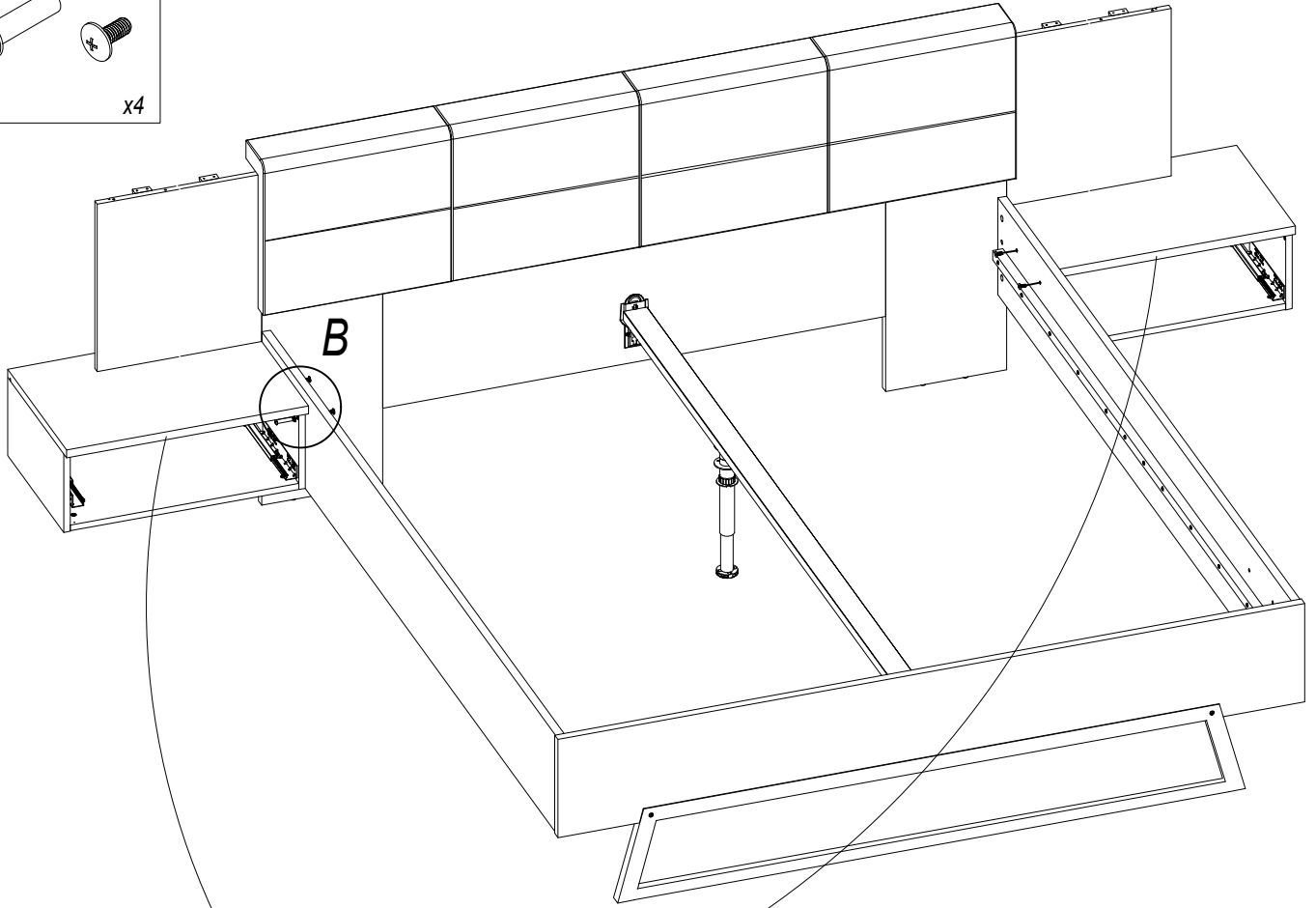
Ø7x60 7098

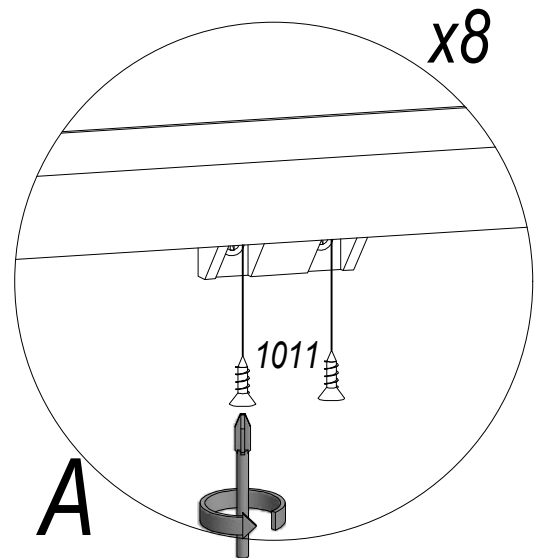
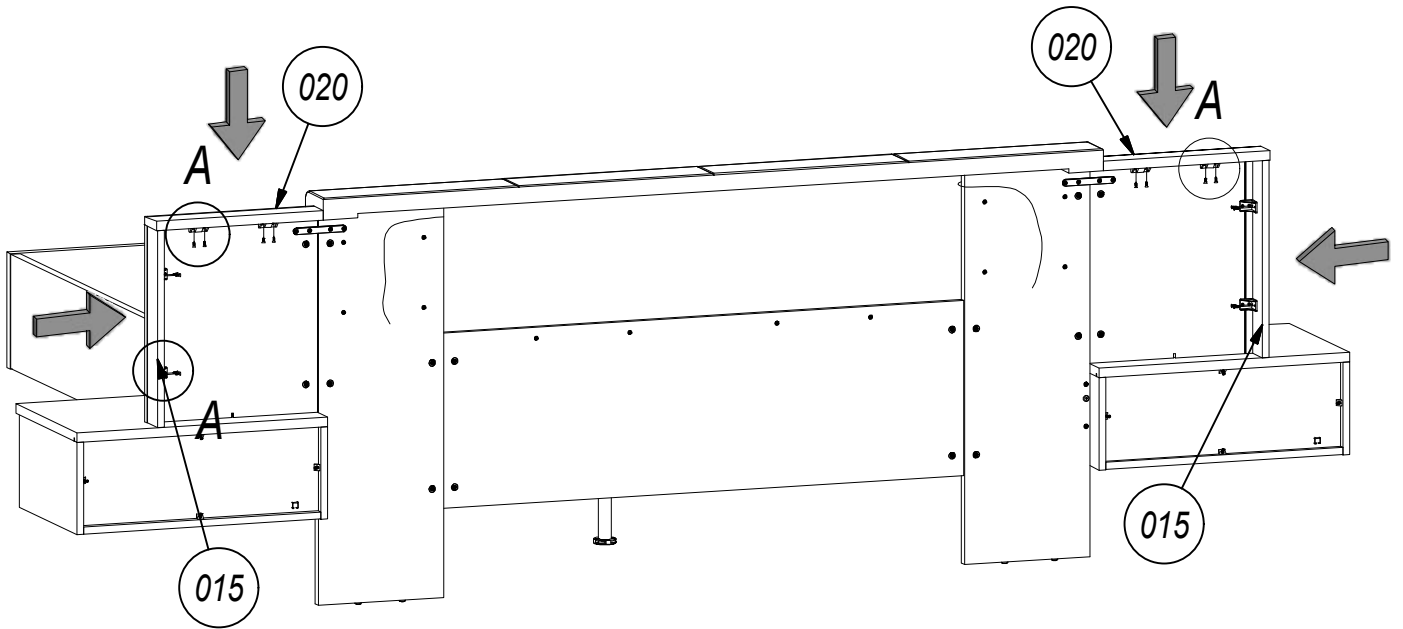


151501



x4





UP Ø3,5x13

1014

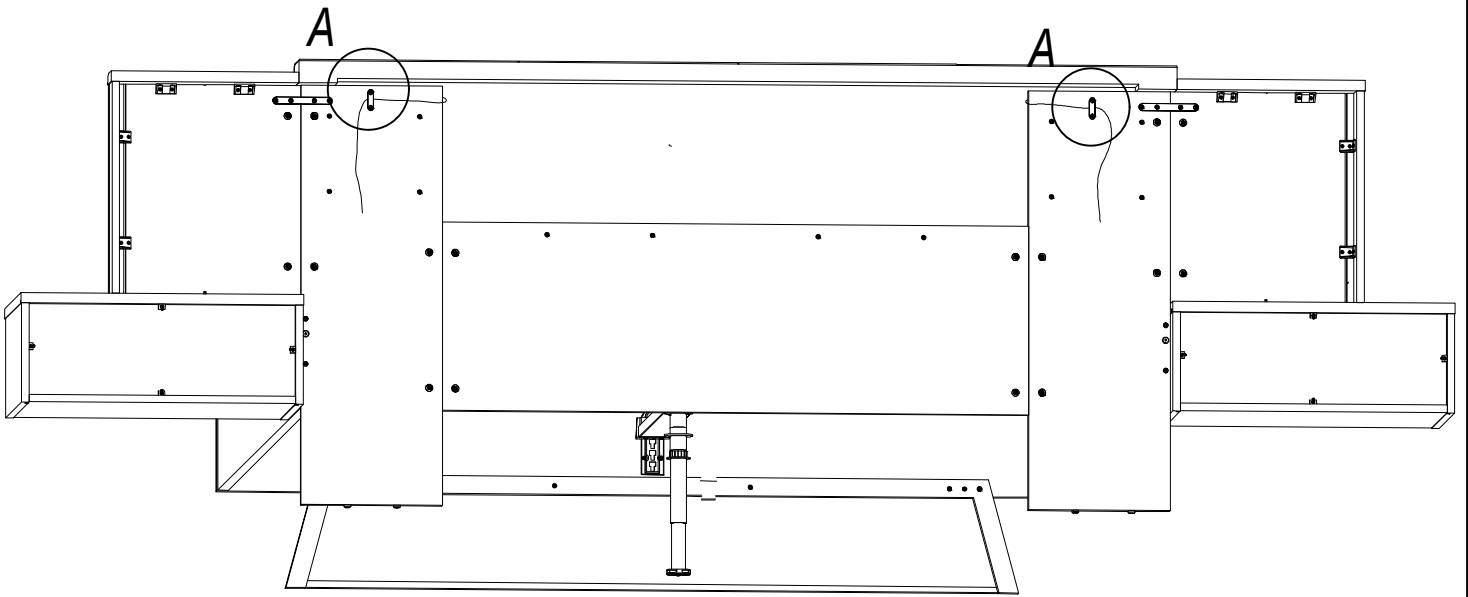
1962



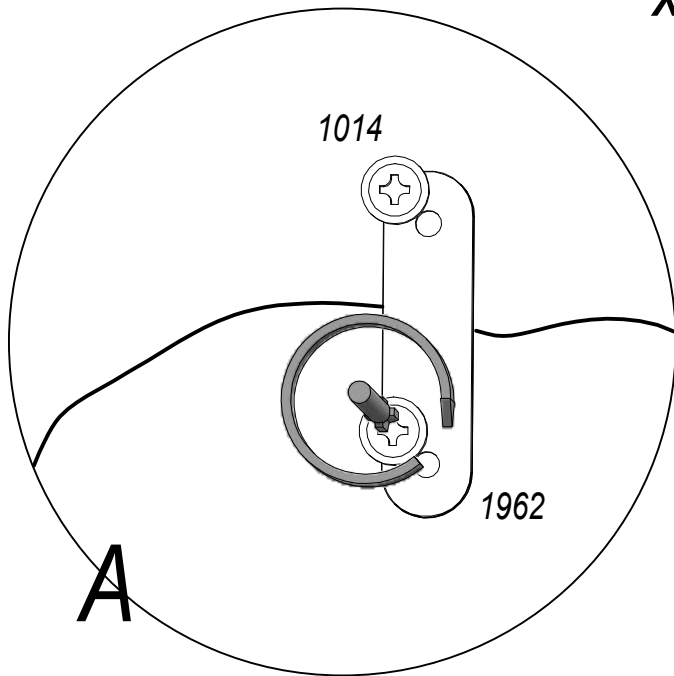
x4

x2

30



x2



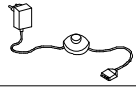
US Ø3,5x13

1011

144168

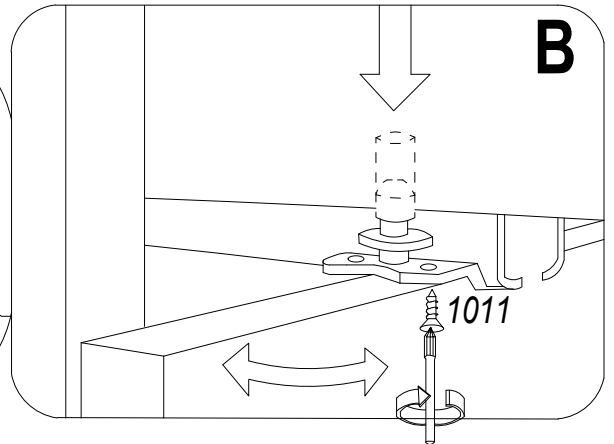
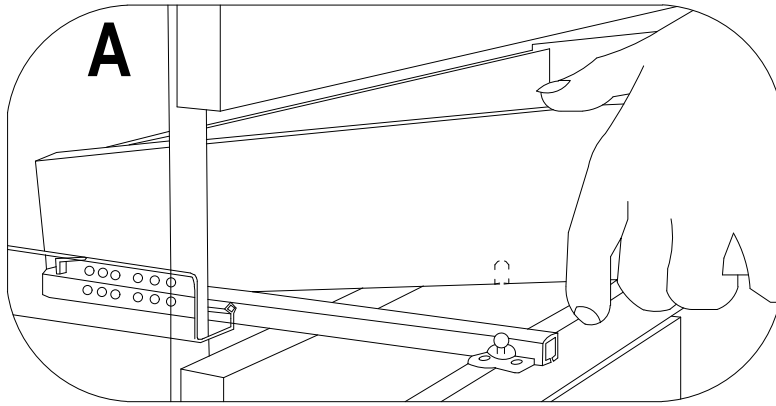


x8



x1

31



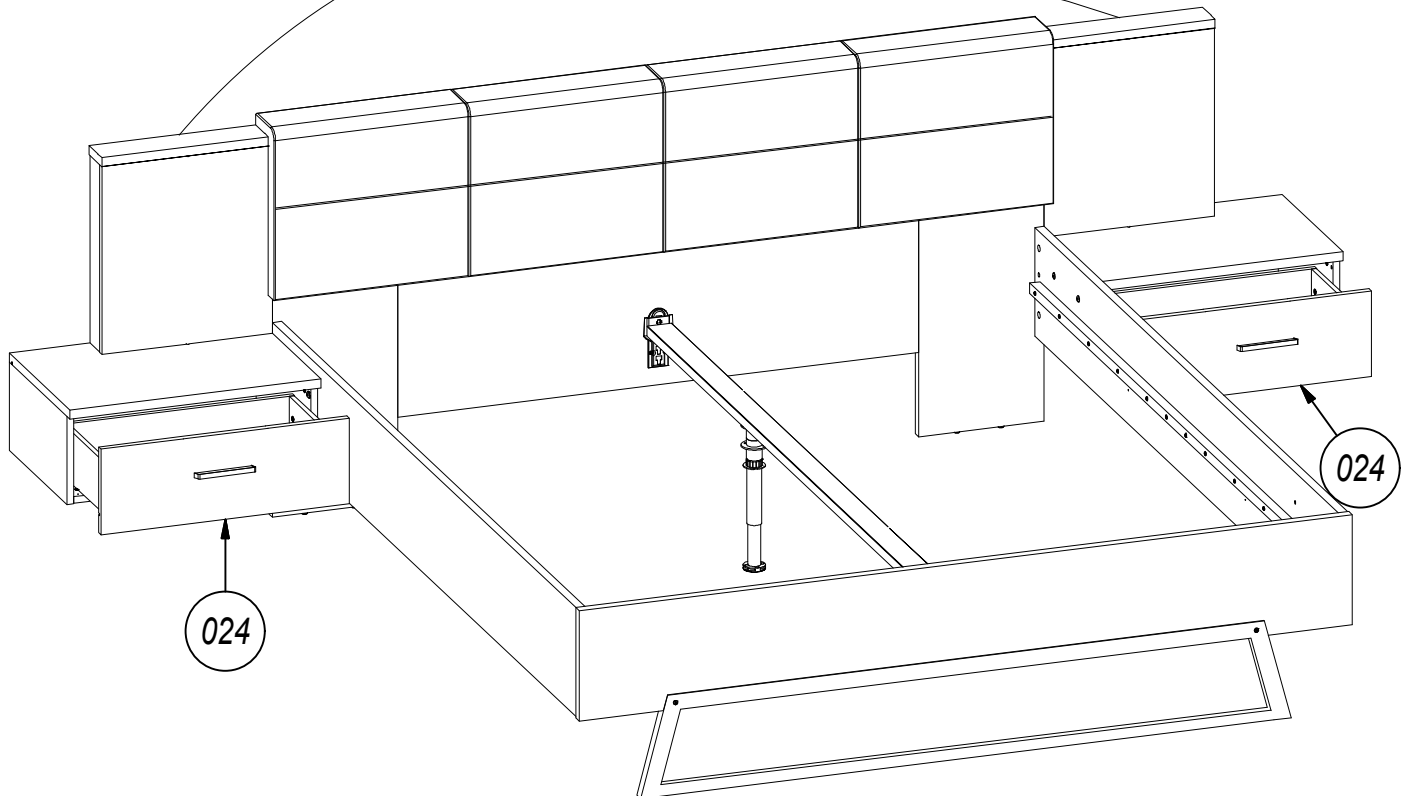
2

230V/50Hz

144168

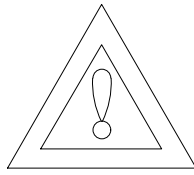
3

1



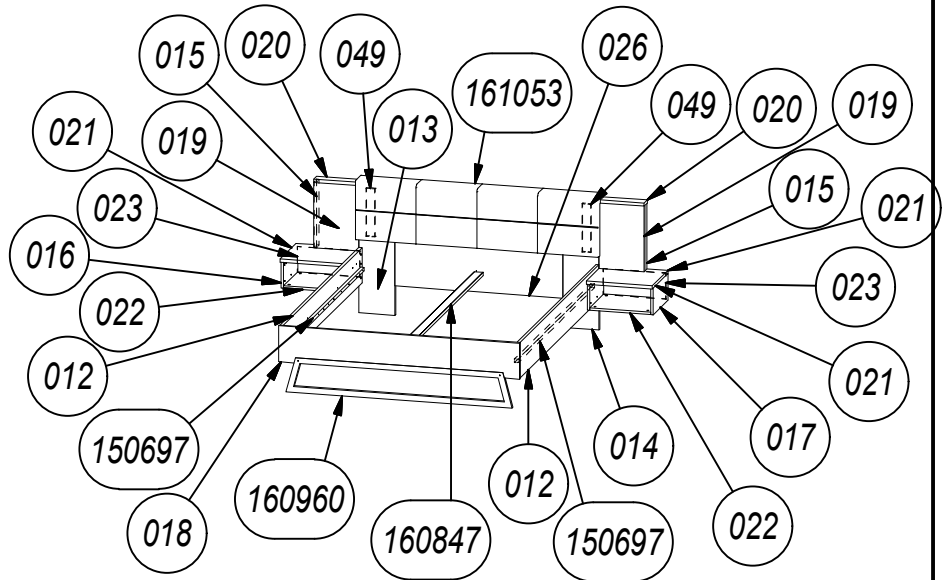
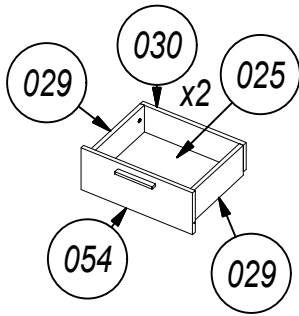
MELIKA 16NX

A4MKTS16NX



Information zur Reklamationsbearbeitung:
Geben Sie bitte bei Reklamationen Modellnummer, Type sowie die Ersatzteilnummer der benötigten Bauteile an. Ebenfalls müssen Sie Ihre Auftragsnummer angeben.

Mail : kundendienst@forestdream.de



<p>PLASTIC 59246</p> <p>X...</p>	<p>Ø6x65 4609</p> <p>X...</p>	<p>L-16 161057</p> <p>X...</p>	<p>1359</p> <p>X...</p>	<p>PLASTIC 8419</p> <p>X...</p>	<p>Ø10x13 4862</p> <p>X...</p>	<p>M-6 20403</p> <p>X...</p>	<p>S-4 1271</p> <p>X...</p>	<p>UP Ø4x25 1013</p> <p>X...</p>			
<p>130x34x34 142926</p> <p>X...</p>	<p>144168</p> <p>X...</p>	<p>143393</p> <p>X...</p>	<p>L-350</p> <p>X...</p>	<p>141310</p> <p>X...</p>	<p>59245</p> <p>X...</p>	<p>SOFT CLOSE</p> <p>X...</p>	<p>161051</p> <p>X...</p>	<p>161058</p> <p>X...</p>			
<p>UP Ø4x50 1058</p> <p>X...</p>	<p>1305</p> <p>X...</p>	<p>127314</p> <p>X...</p>	<p>EURO S Ø6x9,5 1007</p> <p>X...</p>	<p>EURO S Ø6,3x9,5 1008</p> <p>X...</p>	<p>Ø7x60 7098</p> <p>X...</p>	<p>US Ø3,5x13 1011</p> <p>X...</p>	<p>US Ø4x35 1067</p> <p>X...</p>	<p>UP Ø3,5x13 1014</p> <p>X...</p>	<p>UP Ø4x20 1636</p> <p>X...</p>	<p>UP Ø4x40 60496</p> <p>X...</p>	<p>UP Ø4x45 4966</p> <p>X...</p>
<p>Ø8x28 1018</p> <p>X...</p>	<p>Ø8x45 2367</p> <p>X...</p>	<p>Ø15x12,5 123894</p> <p>X...</p>	<p>1302</p> <p>X...</p>	<p>L-11 mm 11809</p> <p>X...</p>	<p>L-48 18264</p> <p>X...</p>						

Grund der Beanstandung.....

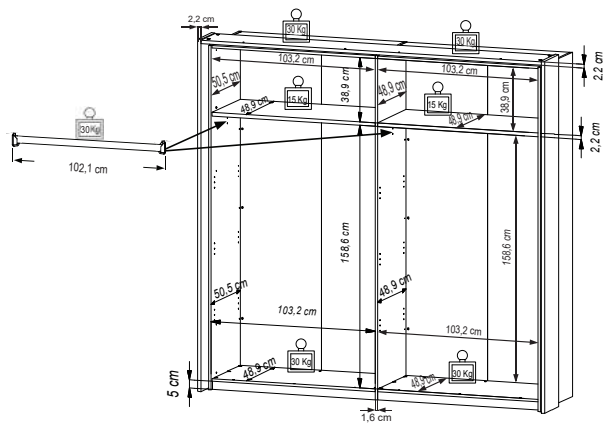
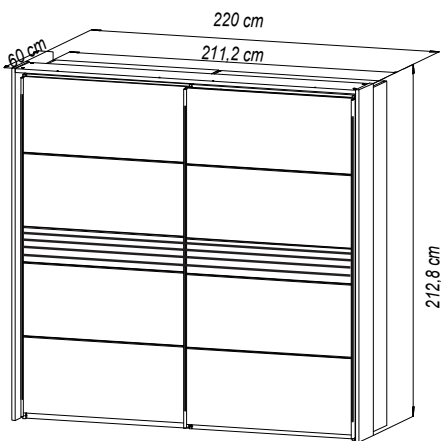
Name..... Telefon:..... Kunden Nr:.....

Kommissions-AB.-Nr:..... PLZ:..... Ort:.....

Fax:..... E-mail:..... Strasse:..... Haus-Nr:.....

MELIKA 302SX

A4MKTS302SX



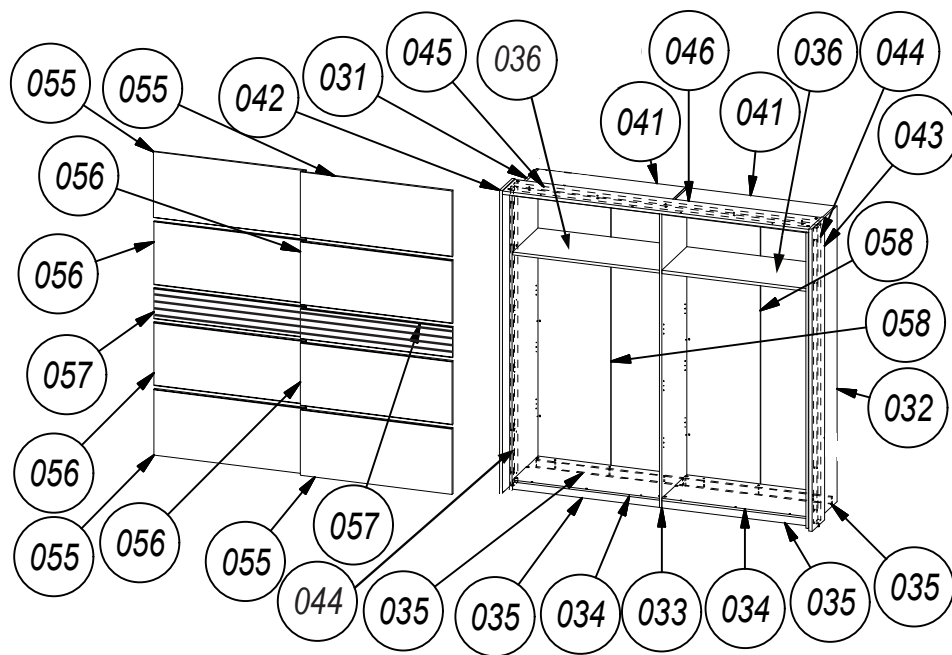
SOFT OPEN **OPTION**

A4VUQK302SXSO



SOFT CLOSE **OPTION**

A4VUQK302SXSC



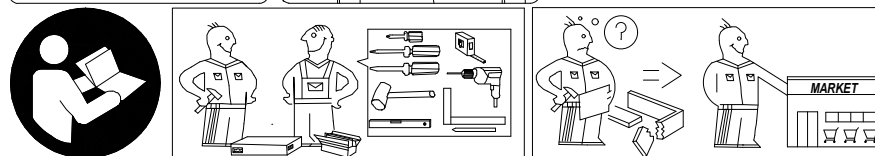

AI No.	Qty	H	W	D	PKG
031	1	2080	525	16	1/6
032	1	2080	554	16	4/6
033	1	2080	509	16	4/6
034	2	509	1032	16	2/6, 3/6
035	4	1032	50	16	2/6, 3/6
036	2	489	1032	22	5/6
041	2	509	1032	16	2/6, 3/6
042	1	2128	243	22	1/6
043	1	2128	243	22	1/6
044	2	2080	80	22	5/6
045	1	2156	80	22	5/6
046	1	2156	242	22	5/6
055	4	1069	464	16	2/6, 3/6
056	4	1069	446	16	3/6
057	2	1069	215	15	3/6
058	2	1042	2009	3	4/6

SERVICE only for German and Austria Market

Sollte trotz aller Qualitätskontrollen der gelieferte Artikel nicht einwandfrei sein, können wir jedes Teil kurzfristig kostenlos zur Verfügung stellen. Benutzen Sie bitte die beigelegte Service-Karte!

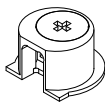

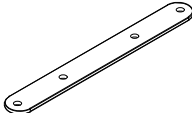





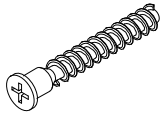
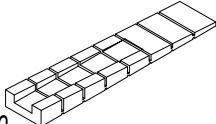

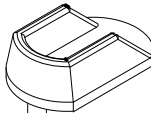

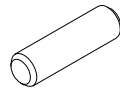
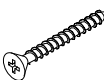
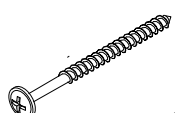

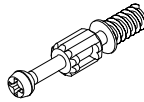


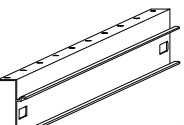
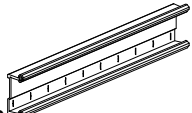
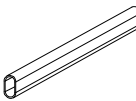
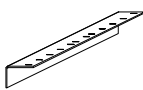
Wir sind immer für Sie da.....

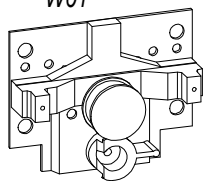




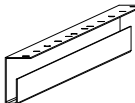
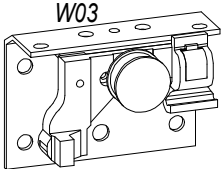
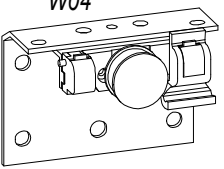
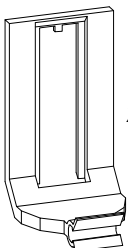
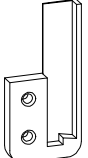
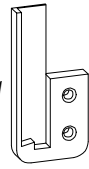
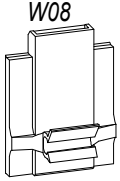

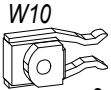
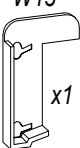
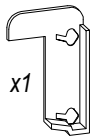
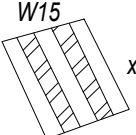
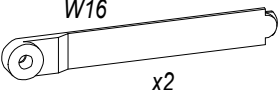
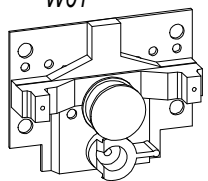

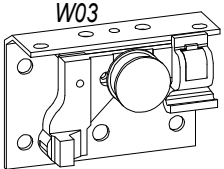
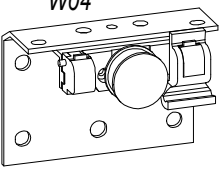
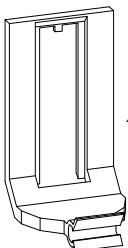
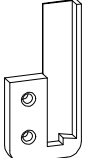
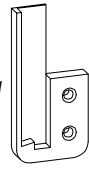
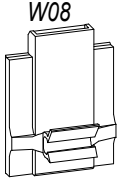

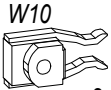


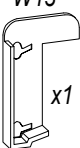
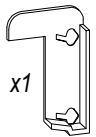
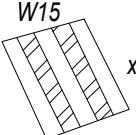
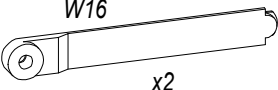
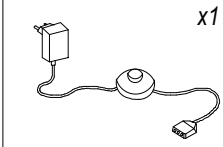
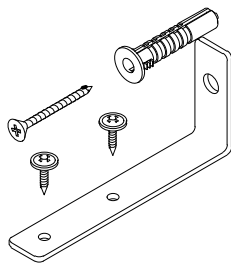
Mail : kundendienst@forestdream.de



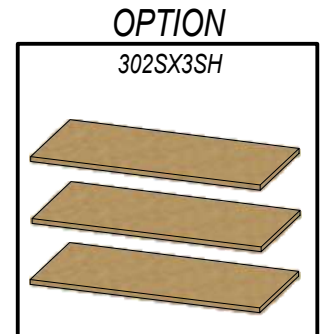
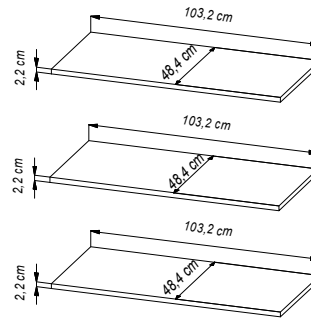
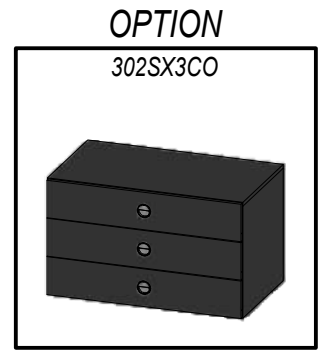
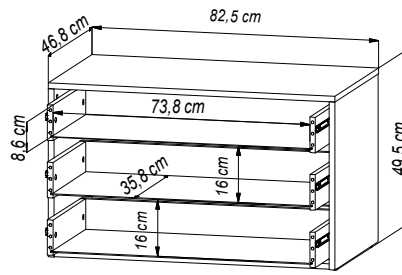
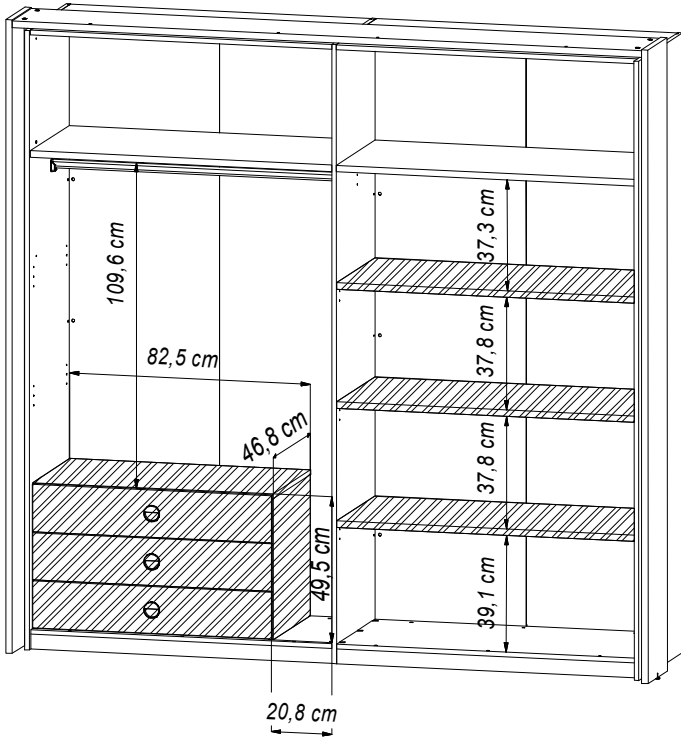
MELIKA 302SX

A4MKTS302SX

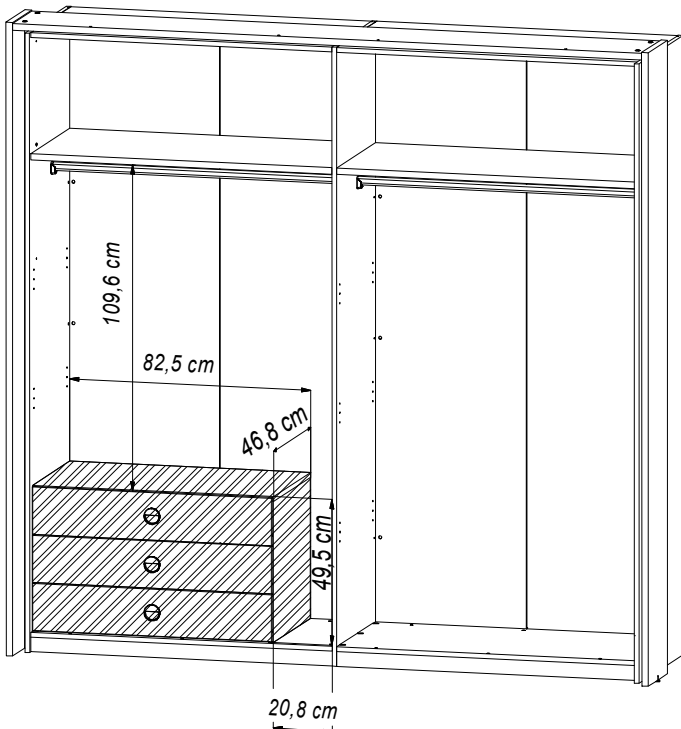
 Ø20 146832	x36	 146831	x36	 126x15x2 9285	x16	 Ø20 143031	x16
 UP Ø3,5x13 1014	X132	 1305	x16	 EURO W Ø6,3x10 150922	x16	 EURO S Ø6,3x11 149345	x24
 Ø7x50 1354	x16	 98x20 1270	x3	 150691	x6	 1556	x4
 US Ø3,5x13 1011	x4	 Ø8x28 1018	x4	 1560	x5	 UP Ø4x55 21402	x10
 Ø15x12,5 123894	x4	 L-11 mm 11809	x4	 157631	x16	 6,7x1200 150722	x3
 L-2076 160845	x1	 L-2072 160846	x1	 L-1024 161050	x2	 L-2035 160973	x1

 W01 x1	 W02 x1	 W11 x4	 W12 x2	 L-680 x2 150690	 L-2035 x3 160971
 W03 x1	 W04 x1	 W05 x2	 W06 x1	 W07 x1	 W08 x2
 W09 x4	 W10 x2	 W13 x1	 W14 x1	 W15 x1	 W16 x2
					
					
				 144168 x1	 1267 x2

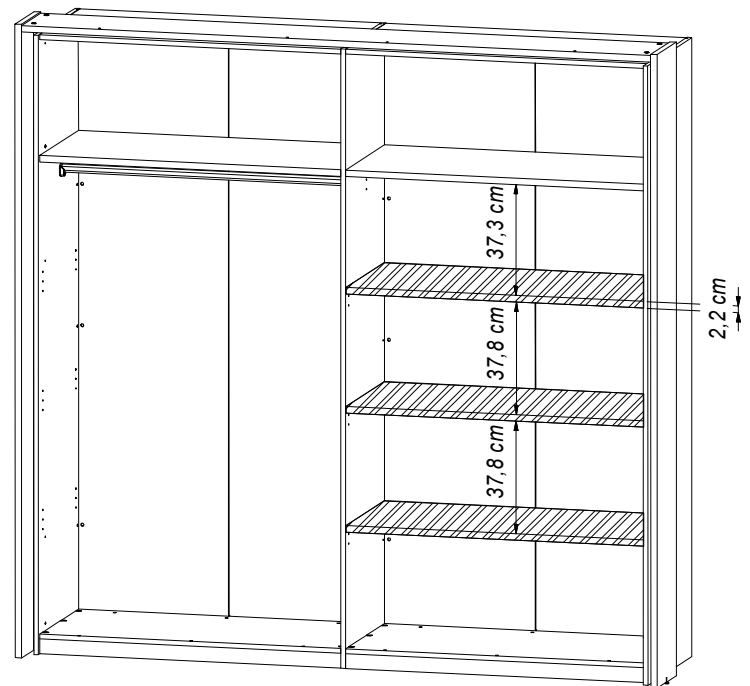
302SX3SH 302SX3CO



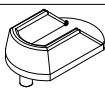


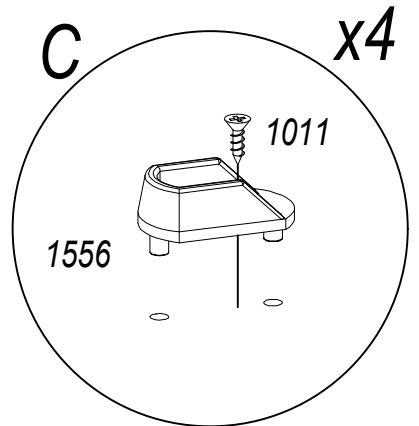
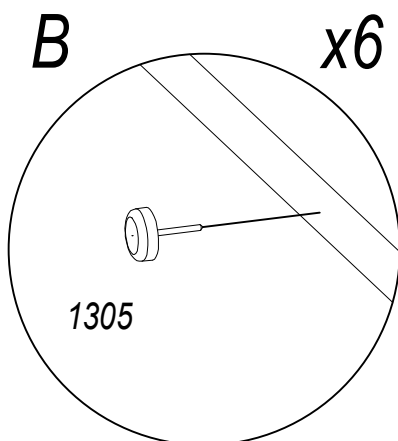
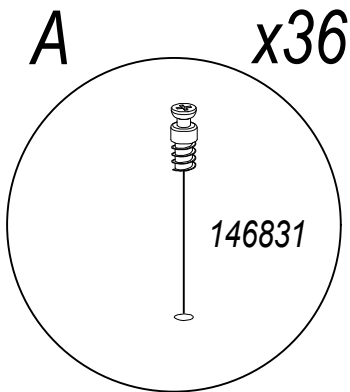
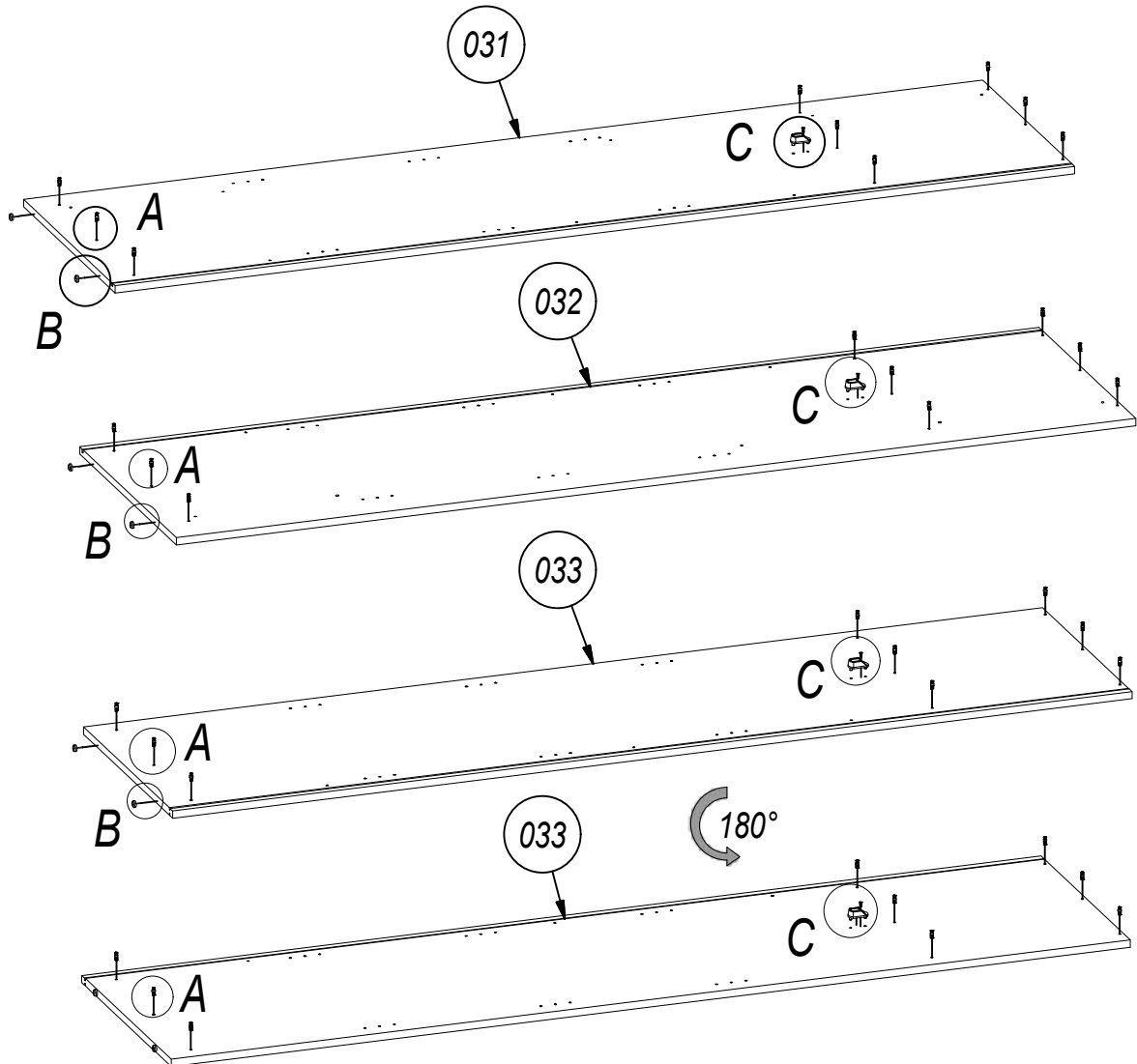
302SX3CO



302SX3SH

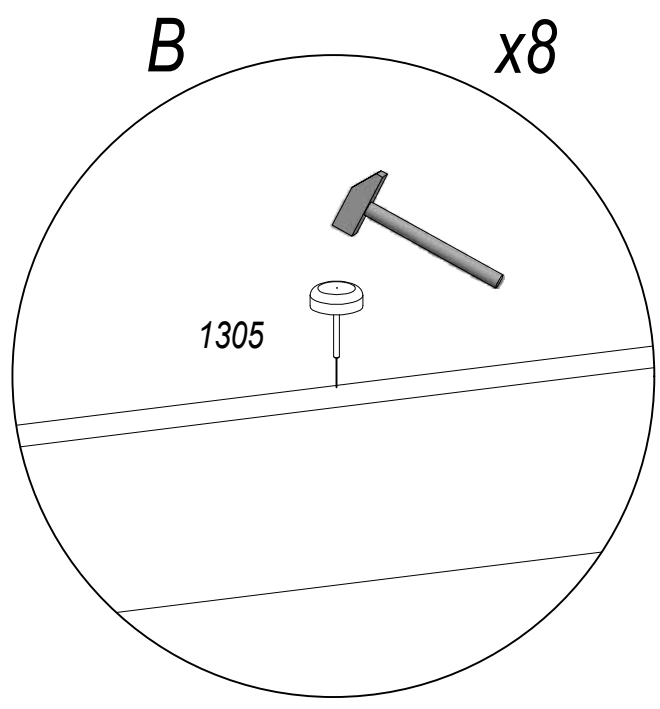
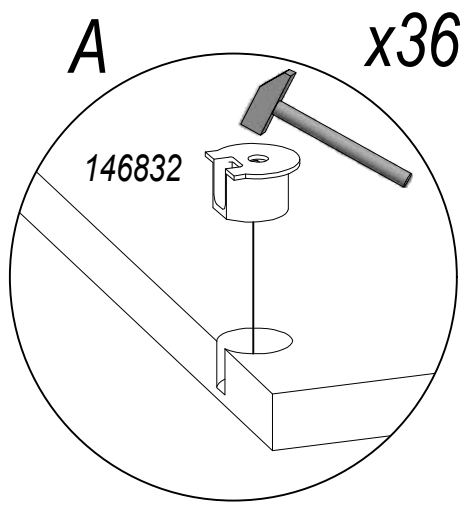
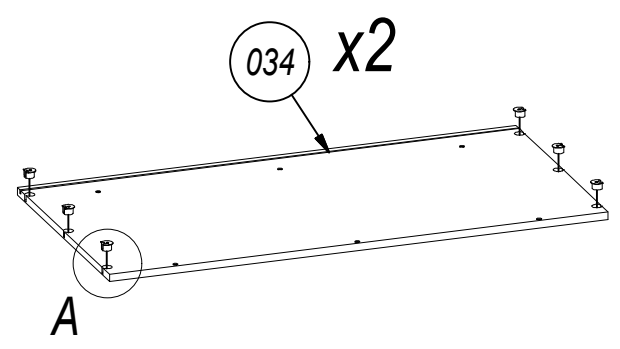
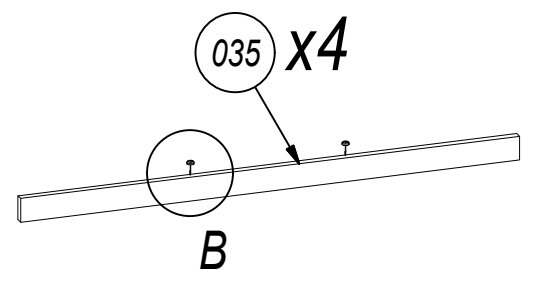
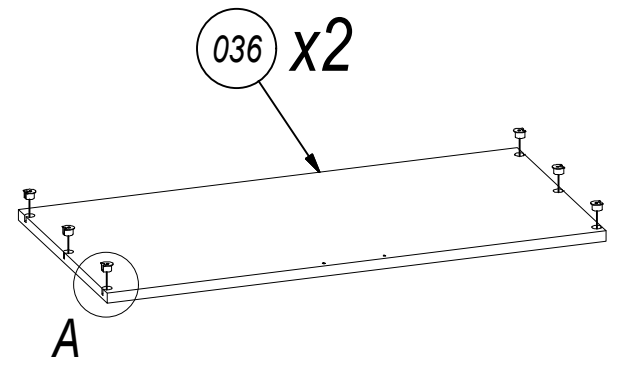
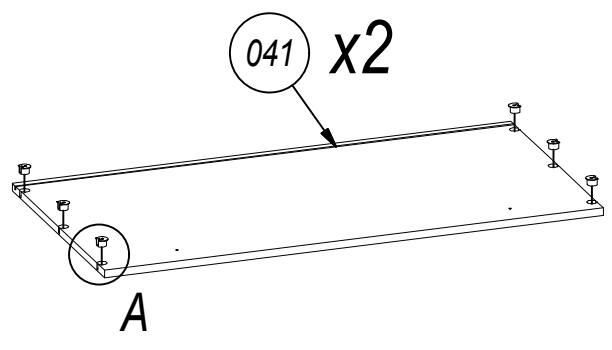


 146831	 1305	 1556	US Ø3,5x13	1011
x36	x6	x4		x4



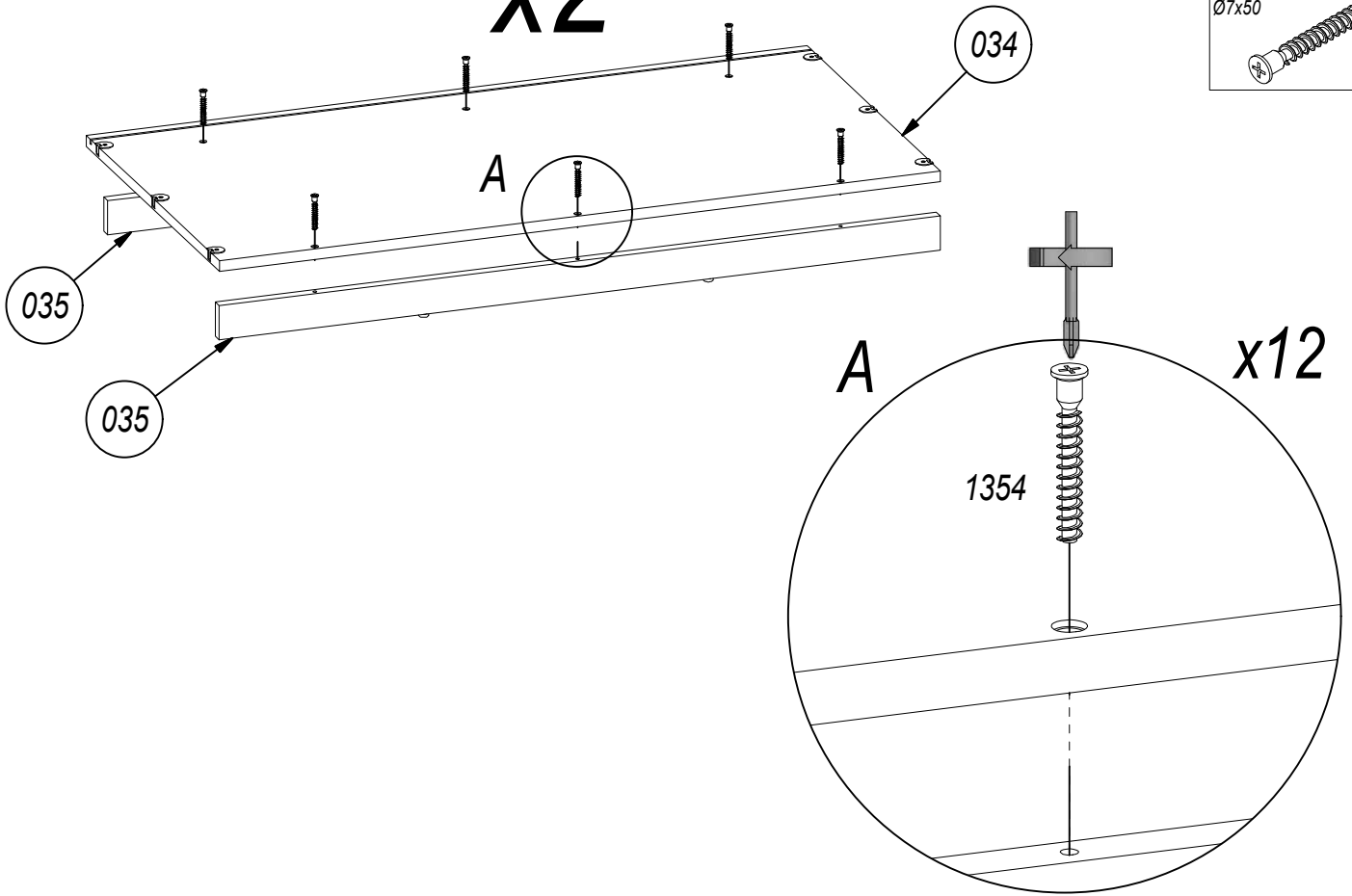
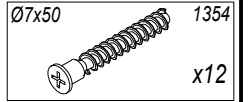
Ø20
146832
x36

1305
x8

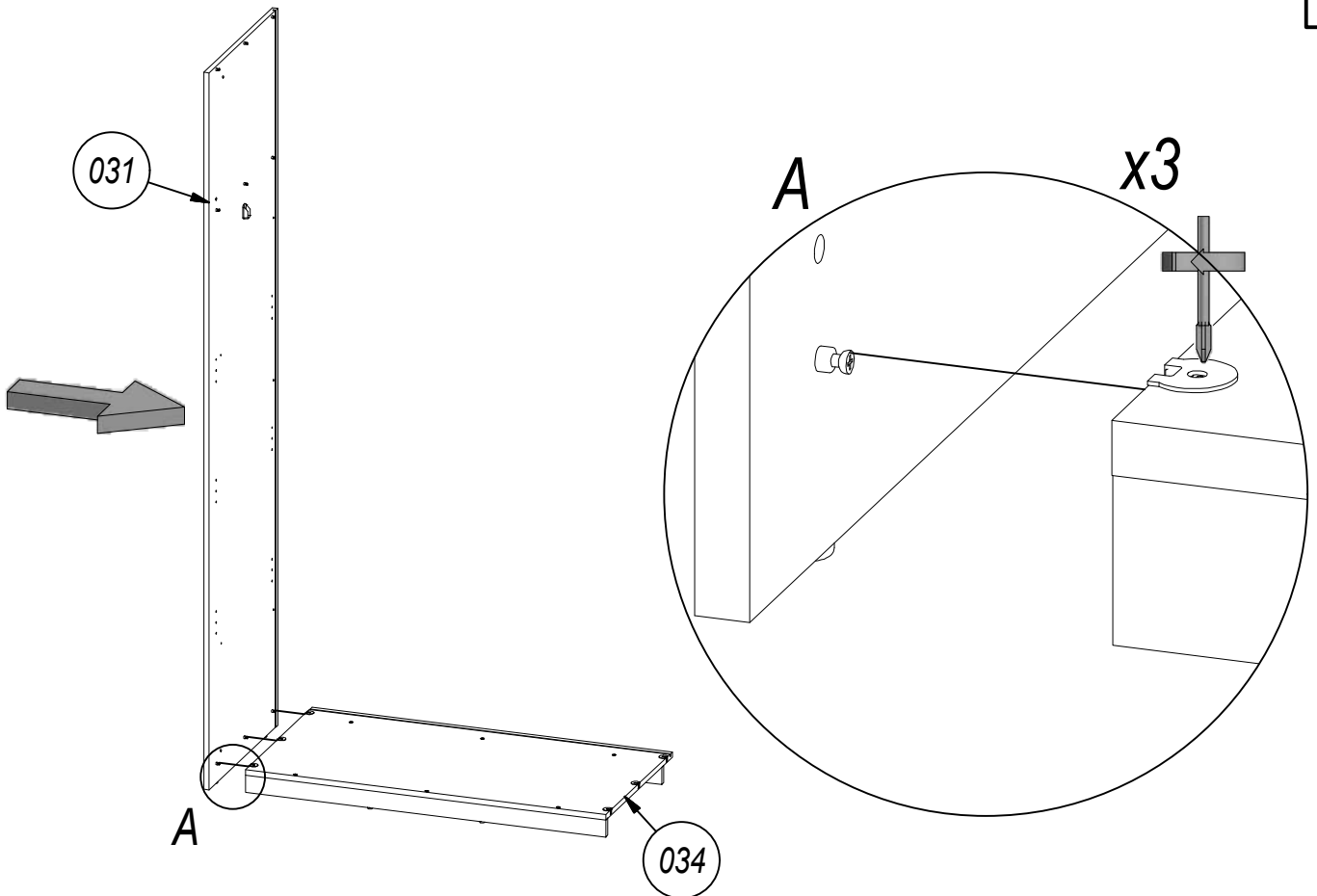


3



x2

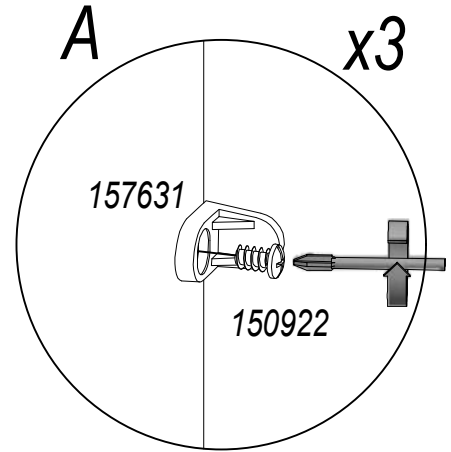
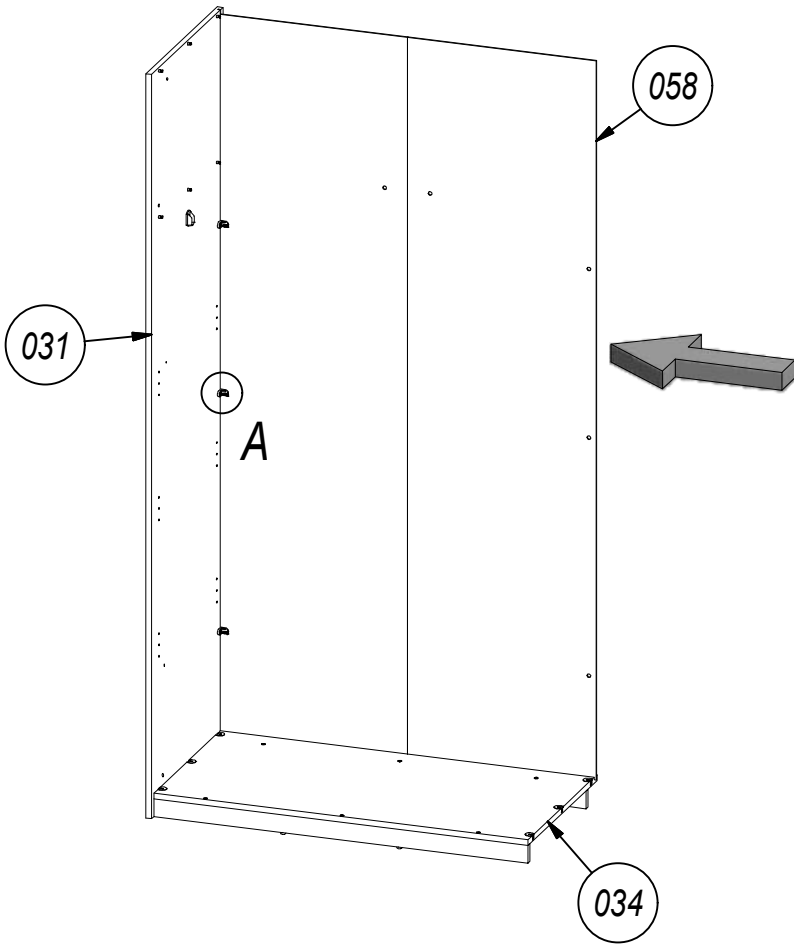


4





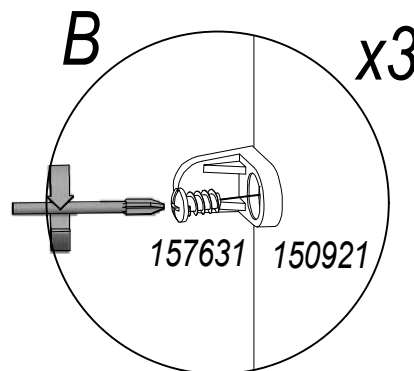
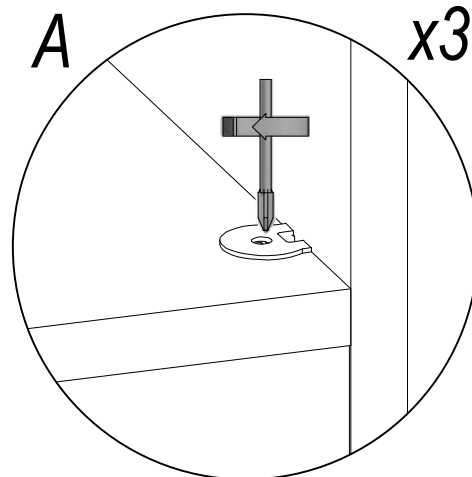
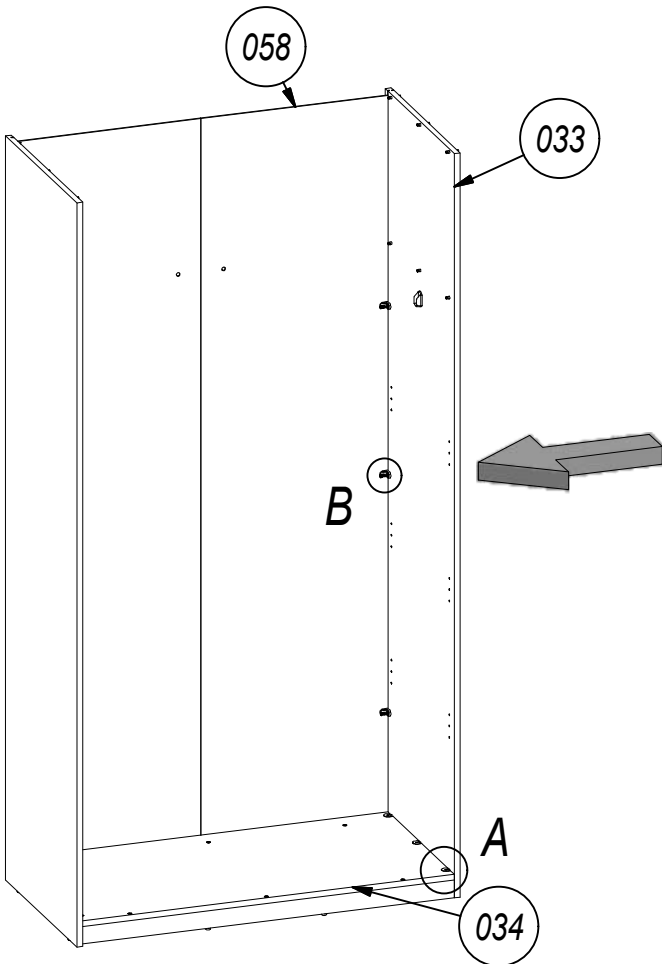
5

EURO W Ø6,3x10	150922
	x3
	157631
	x3

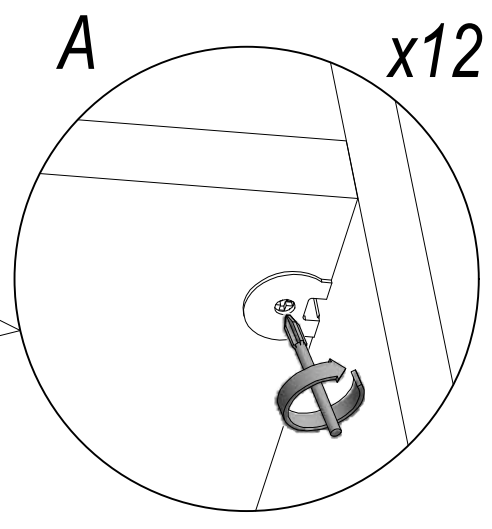
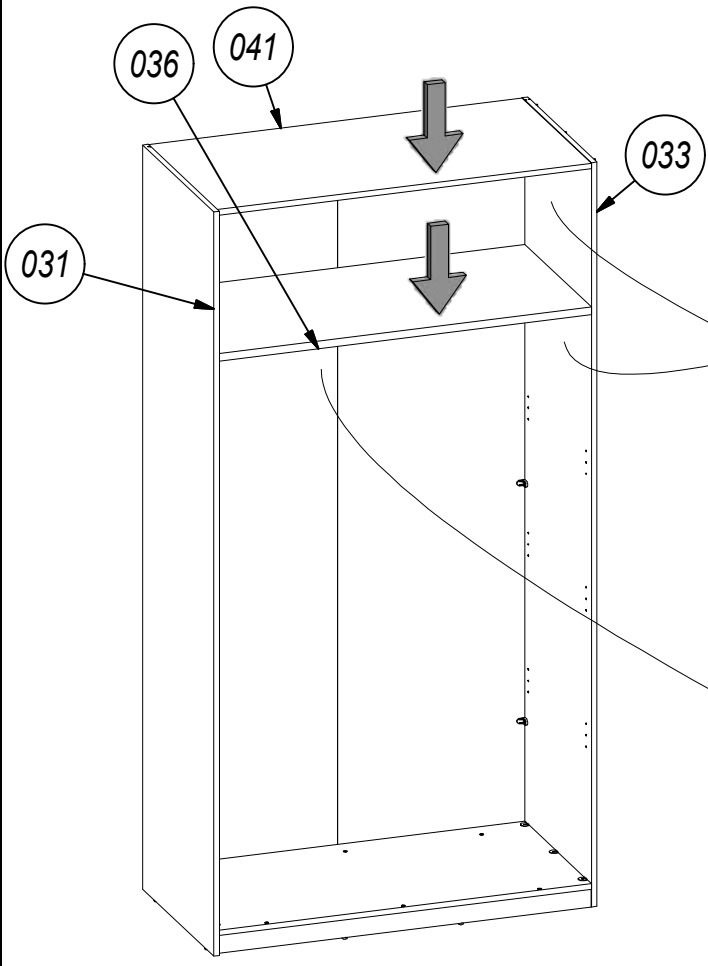


6

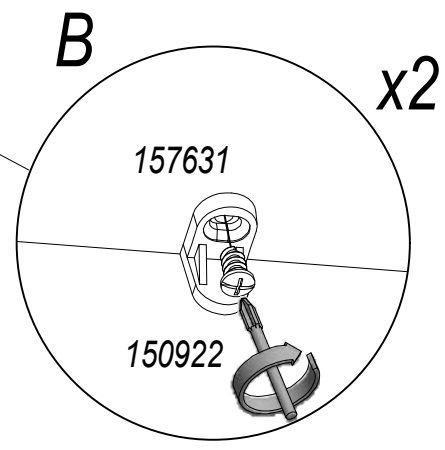
EURO W Ø6,3x10	150922
	x3
	157631
	x3



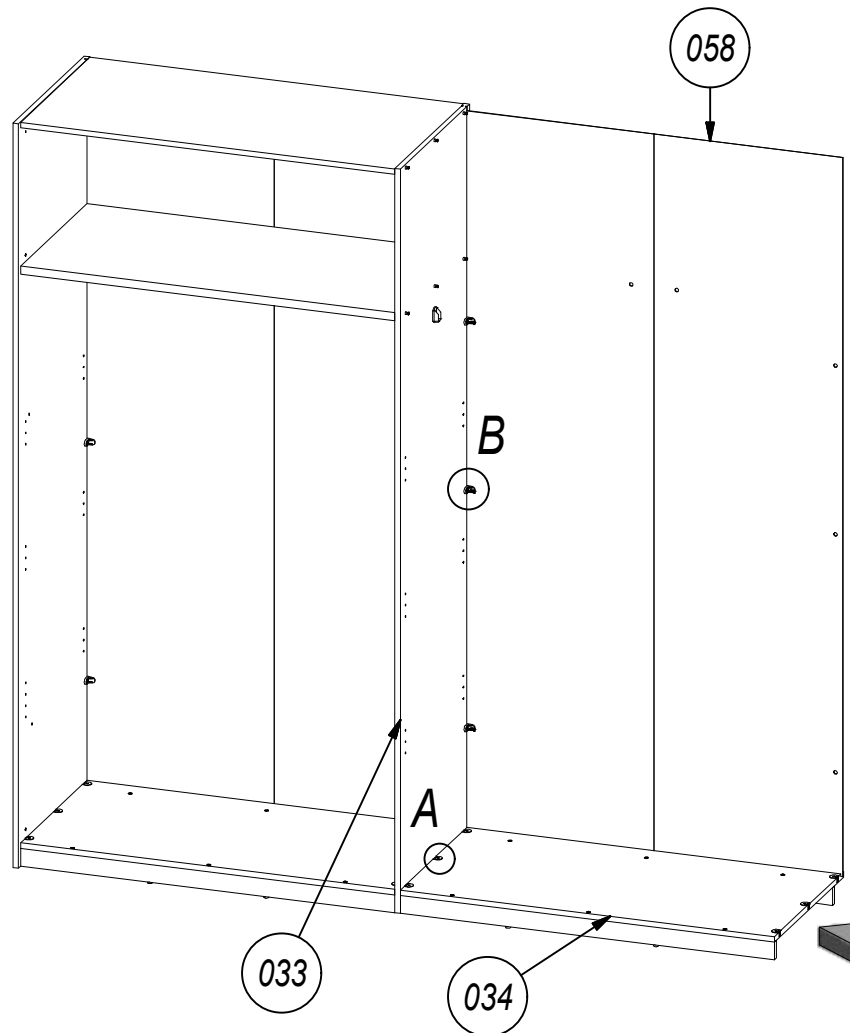
7



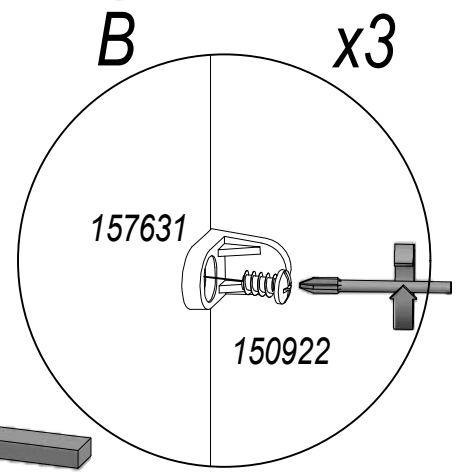
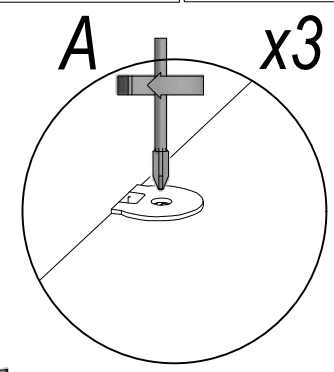
EURO W Ø6,3x10	150922
	x2
	157631
	x2

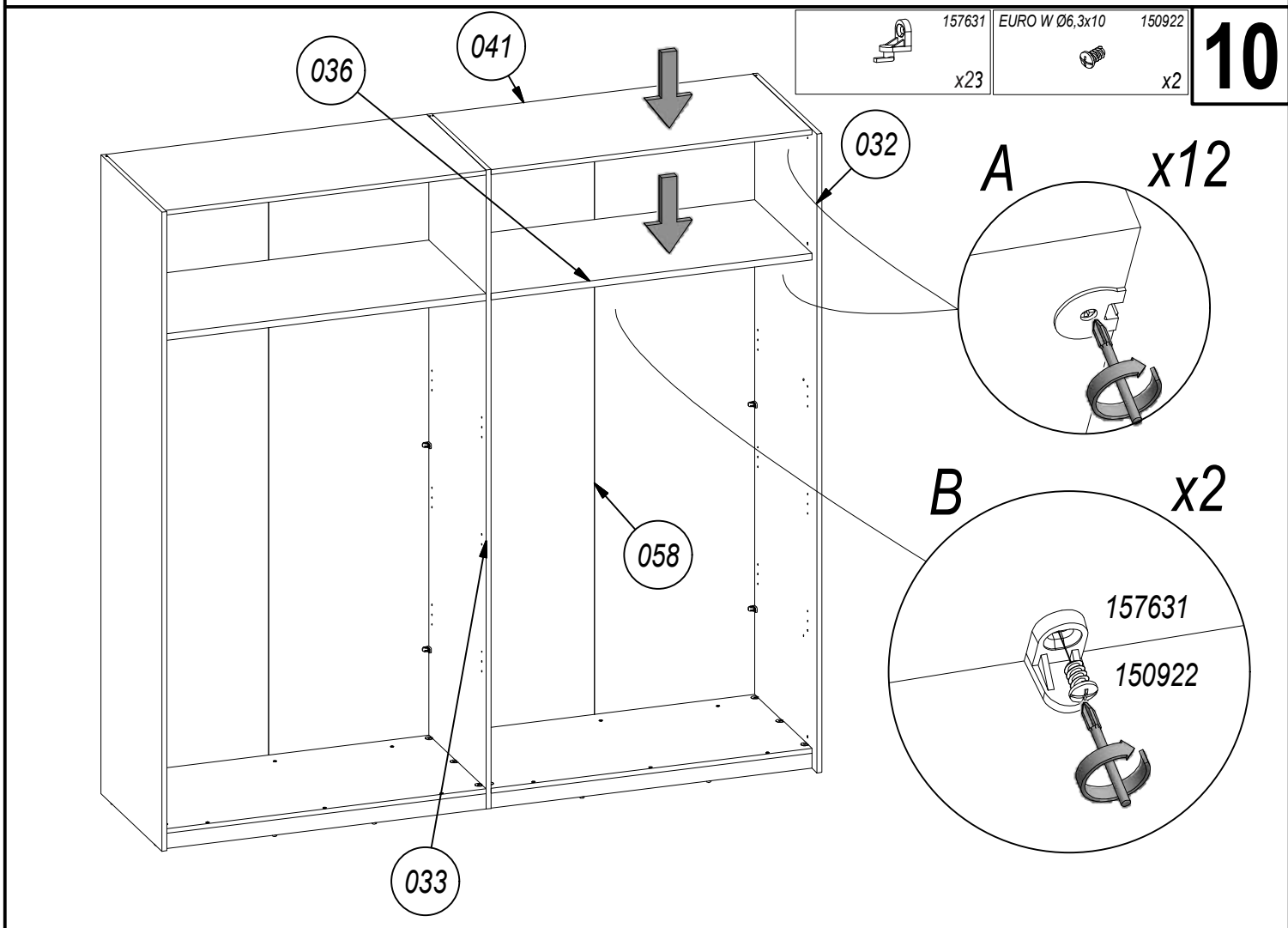
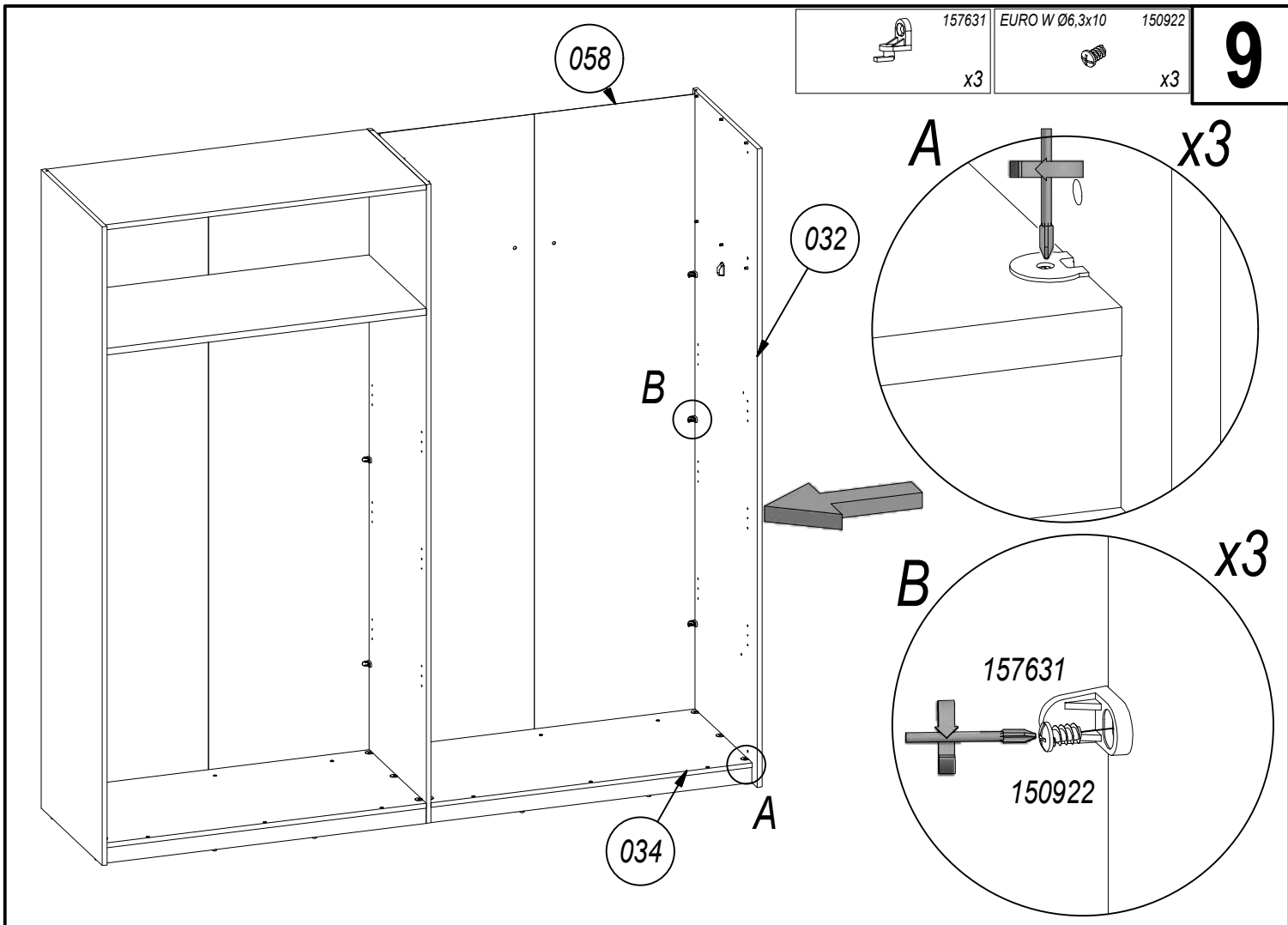


8



	157631	EURO W Ø6,3x10	150922
	x3		x3





	<p>1267 x2</p>	<p>98x20 1270 x3</p>	<p>Ø20 x12</p>	<p>161050 x2</p>
--	--------------------	--------------------------	--------------------	----------------------

I

Ø8
1267

II

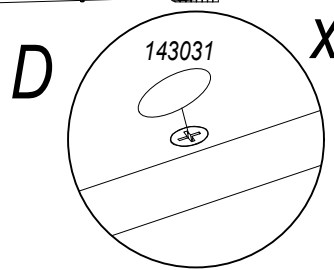
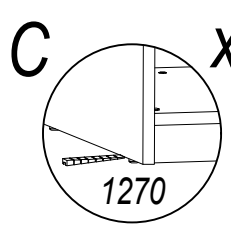
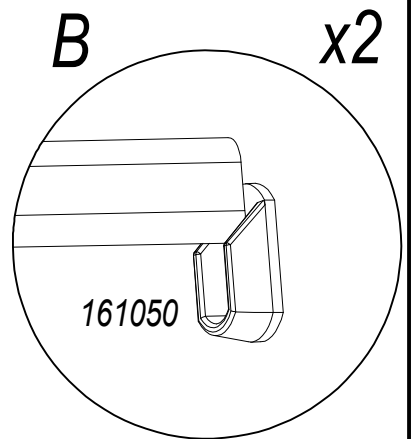
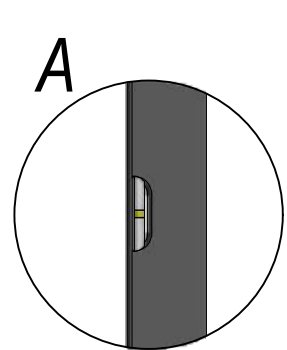
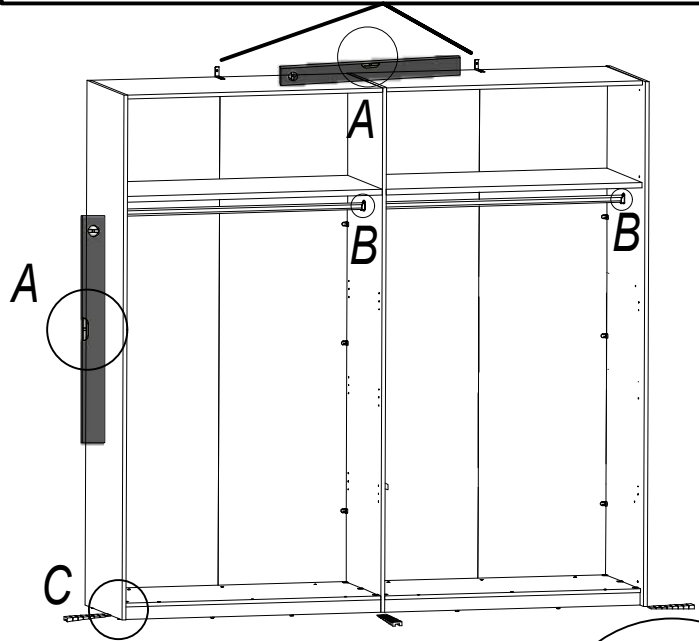
1267

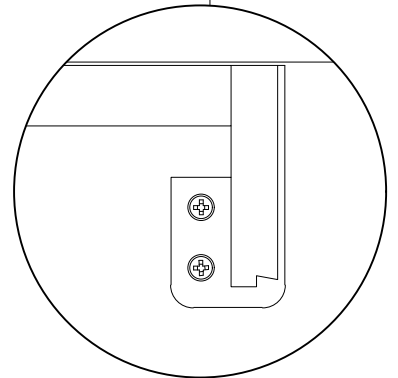
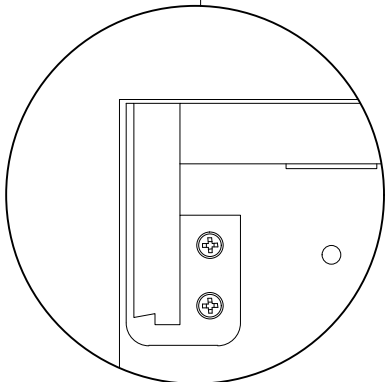
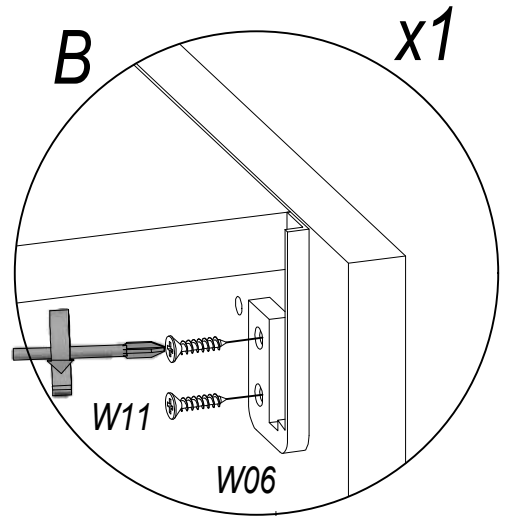
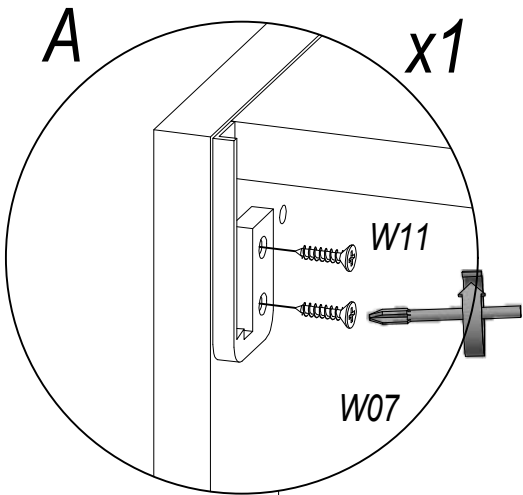
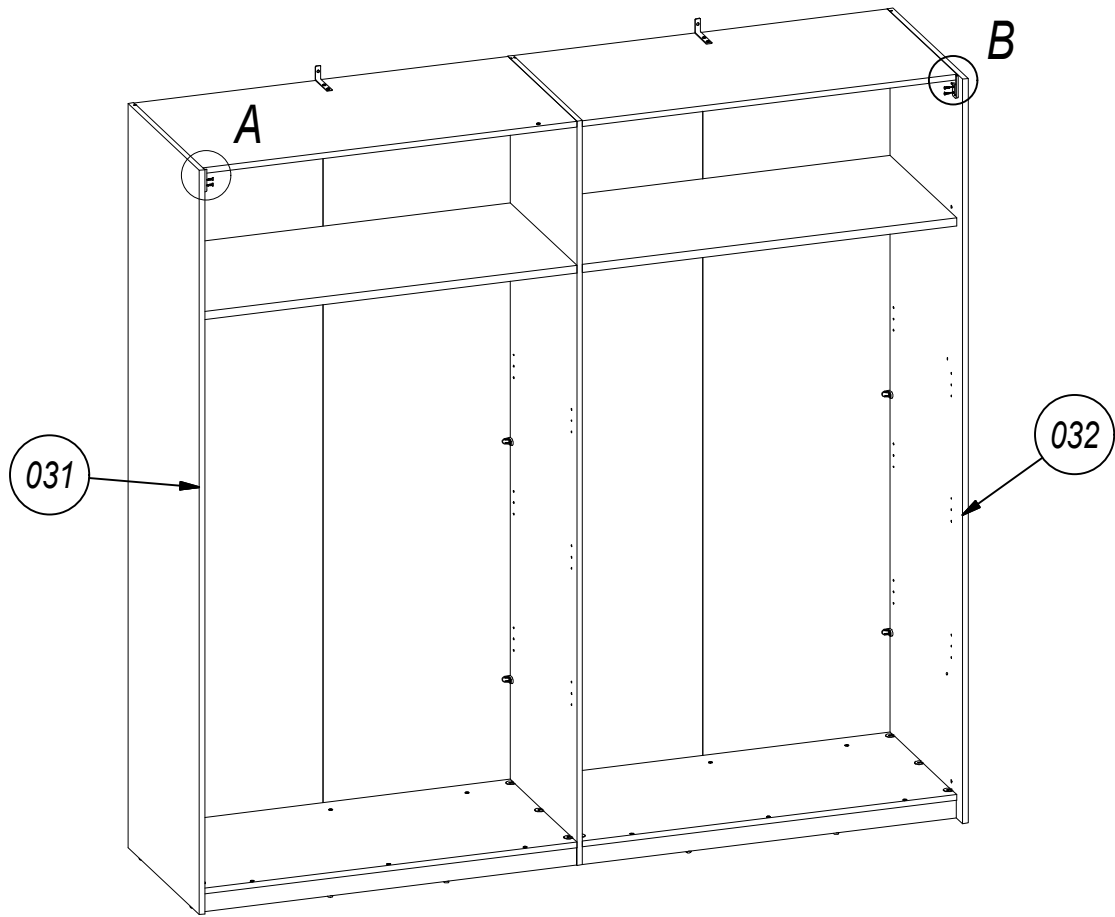
III

1267

IV

1267





L-2076

160845

UP Ø3,5x13

1014

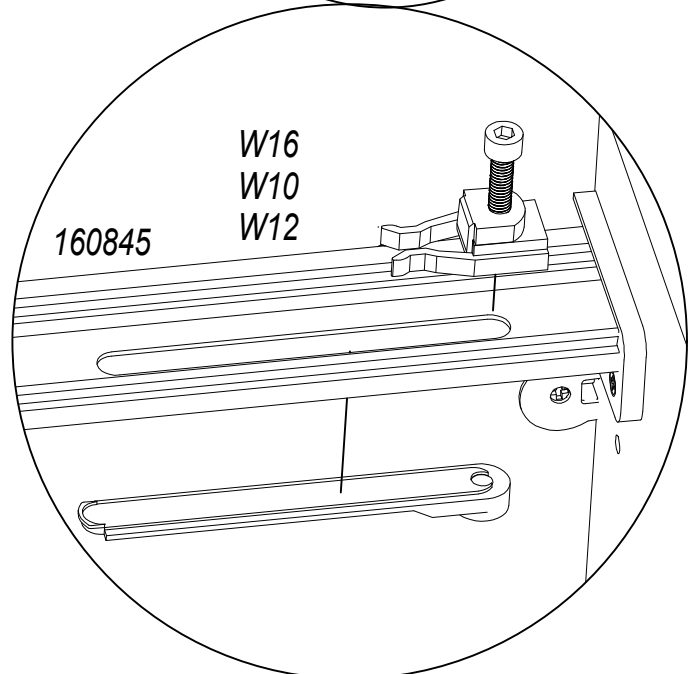
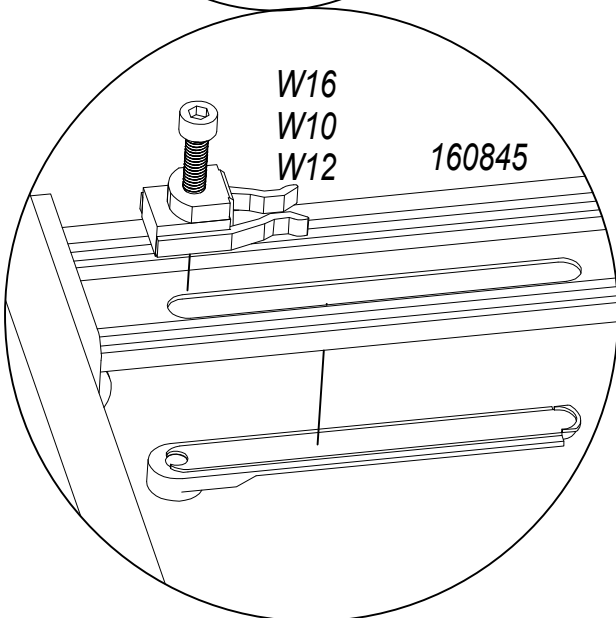
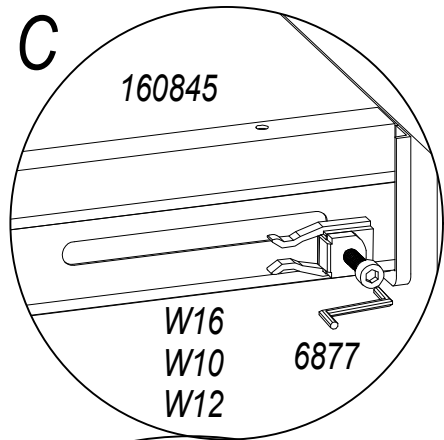
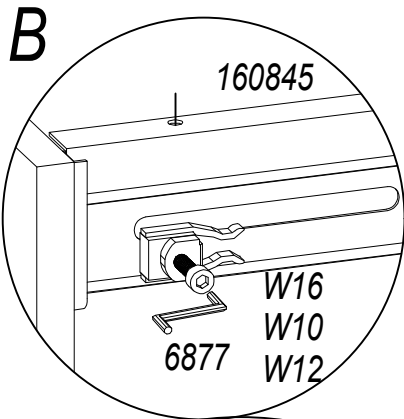
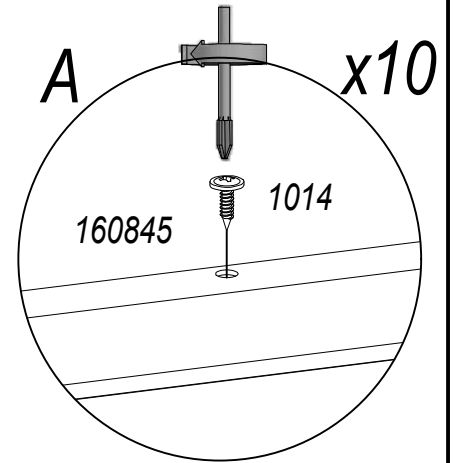
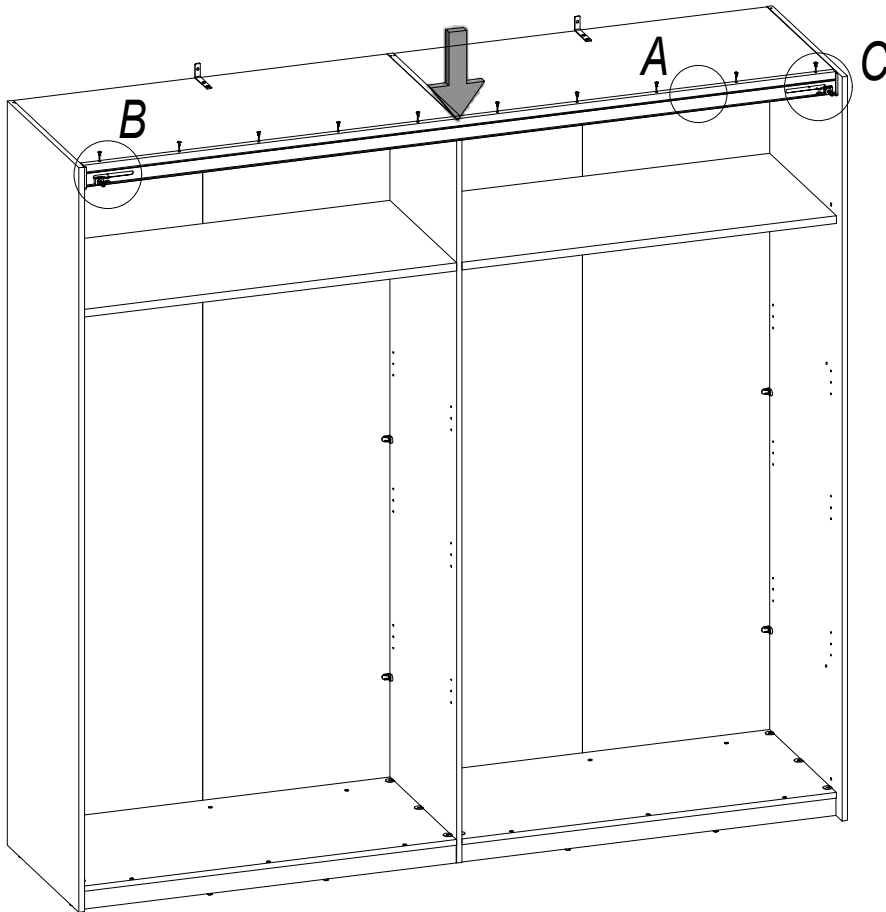


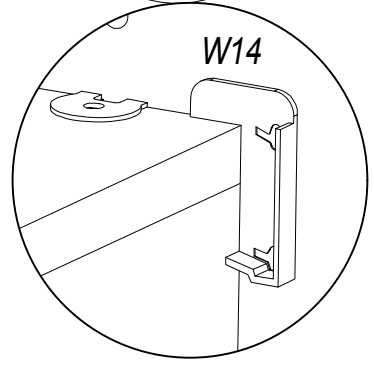
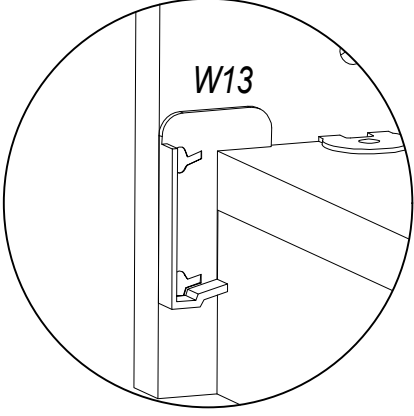
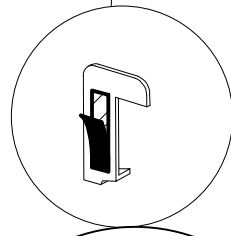
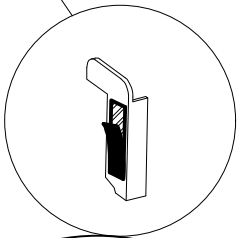
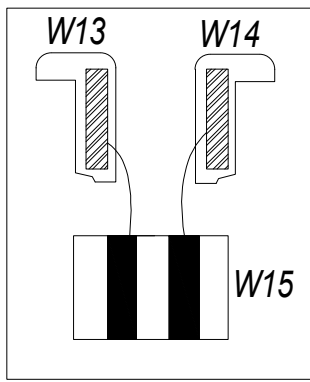
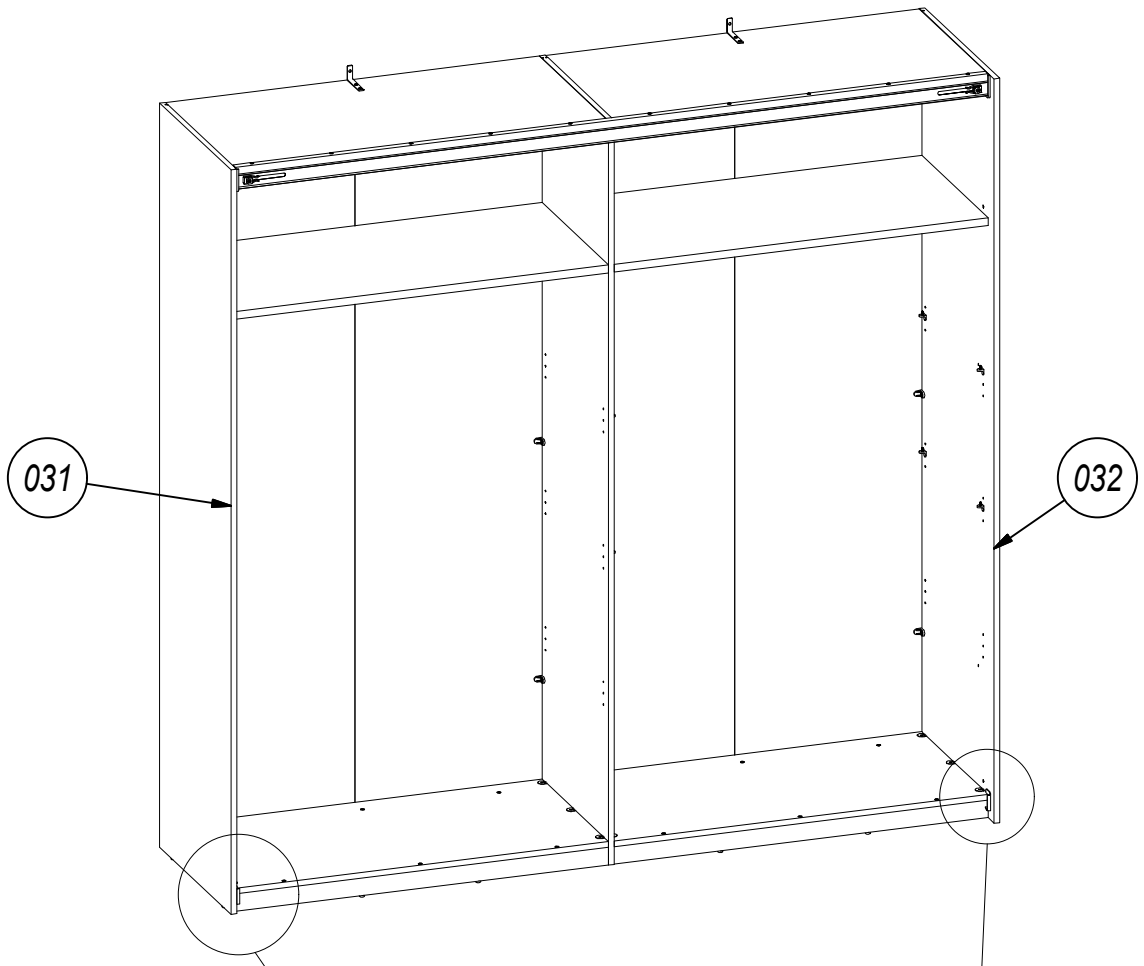
x1







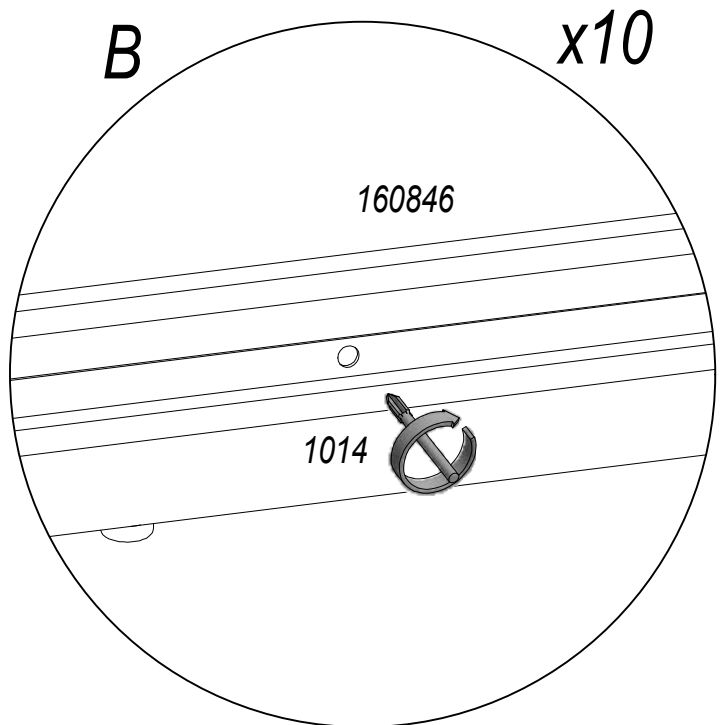
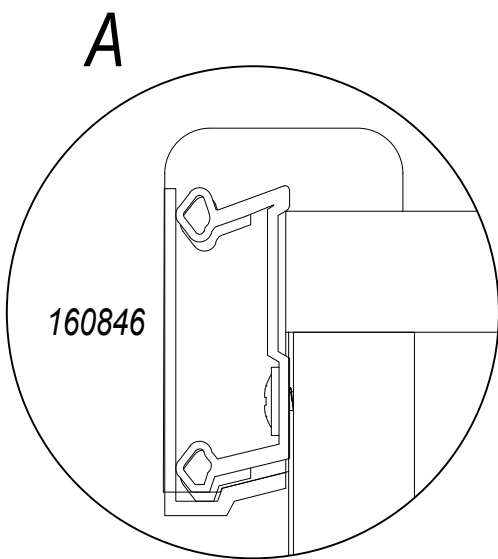
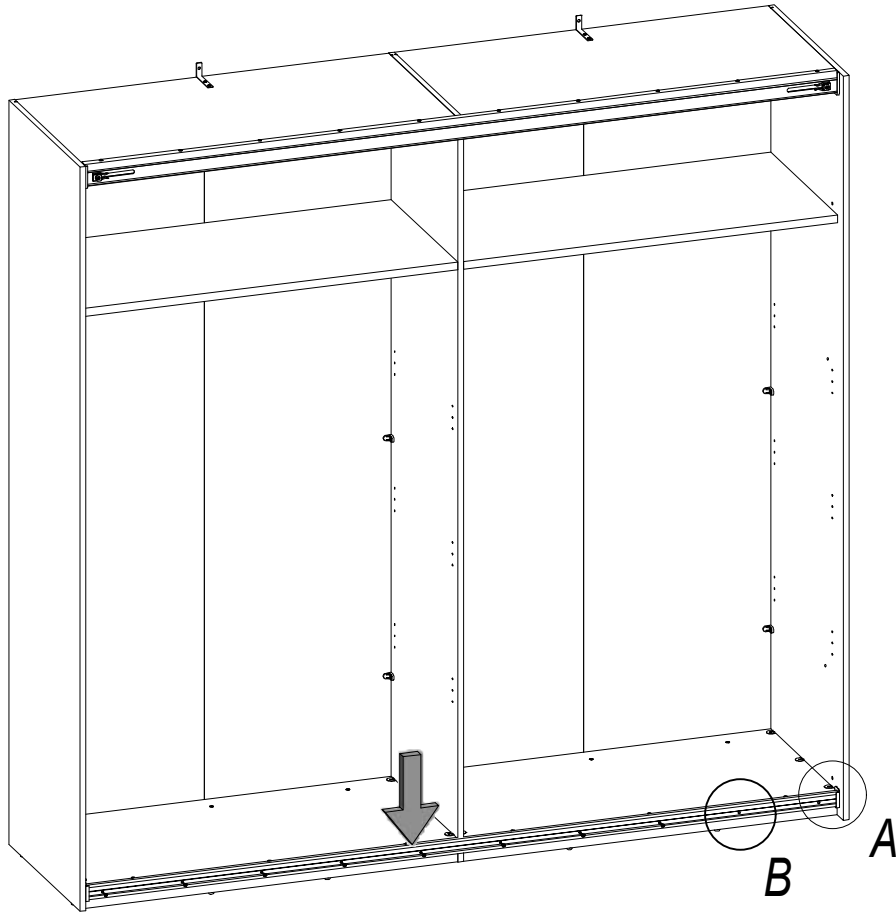
x10

13



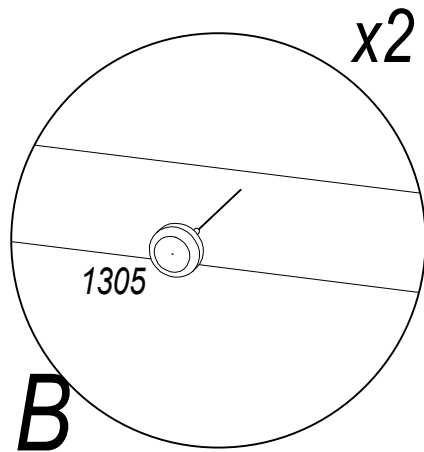
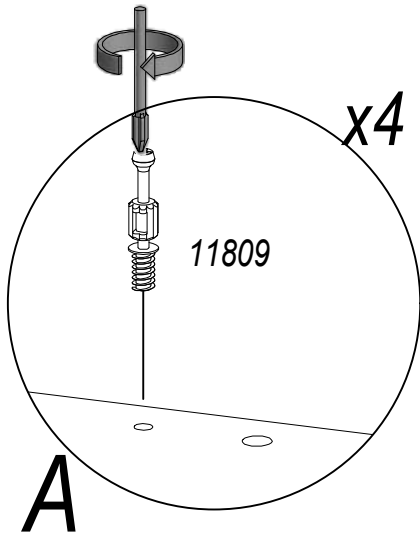
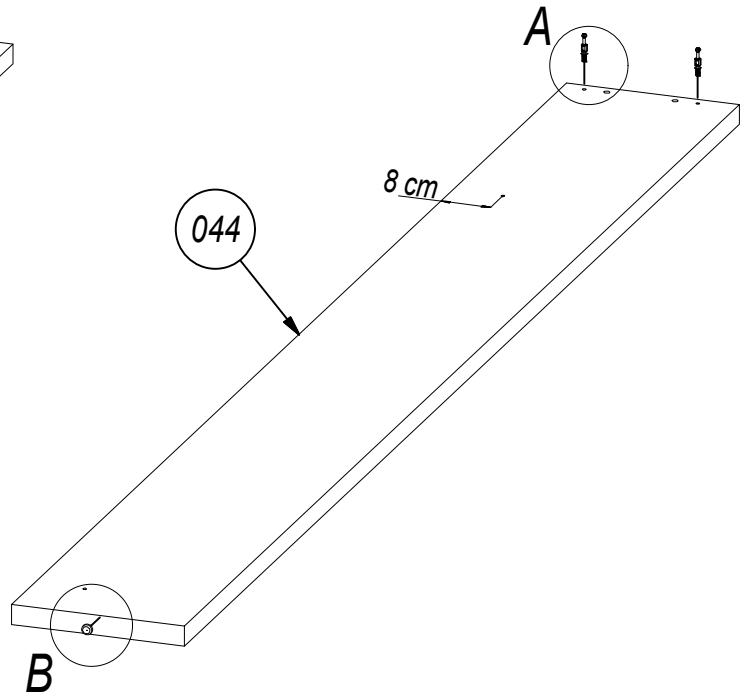
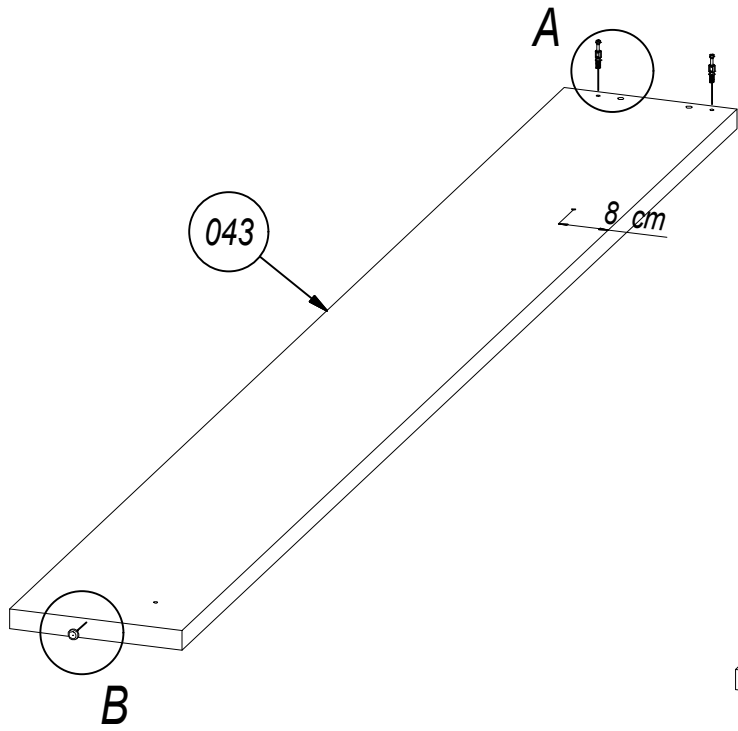





L-1024	160846	UP Ø3,5x13	1014
			
	x1		x10

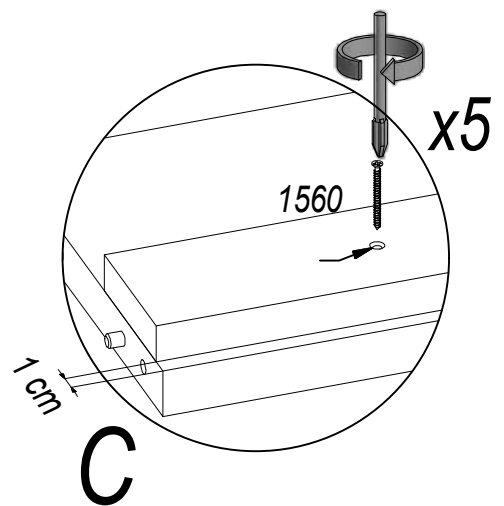
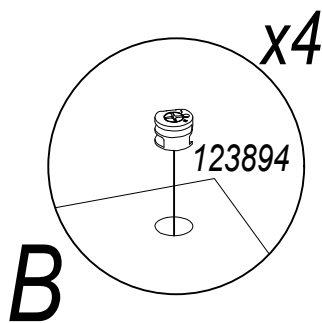
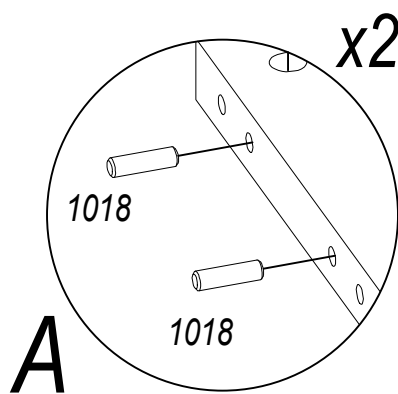
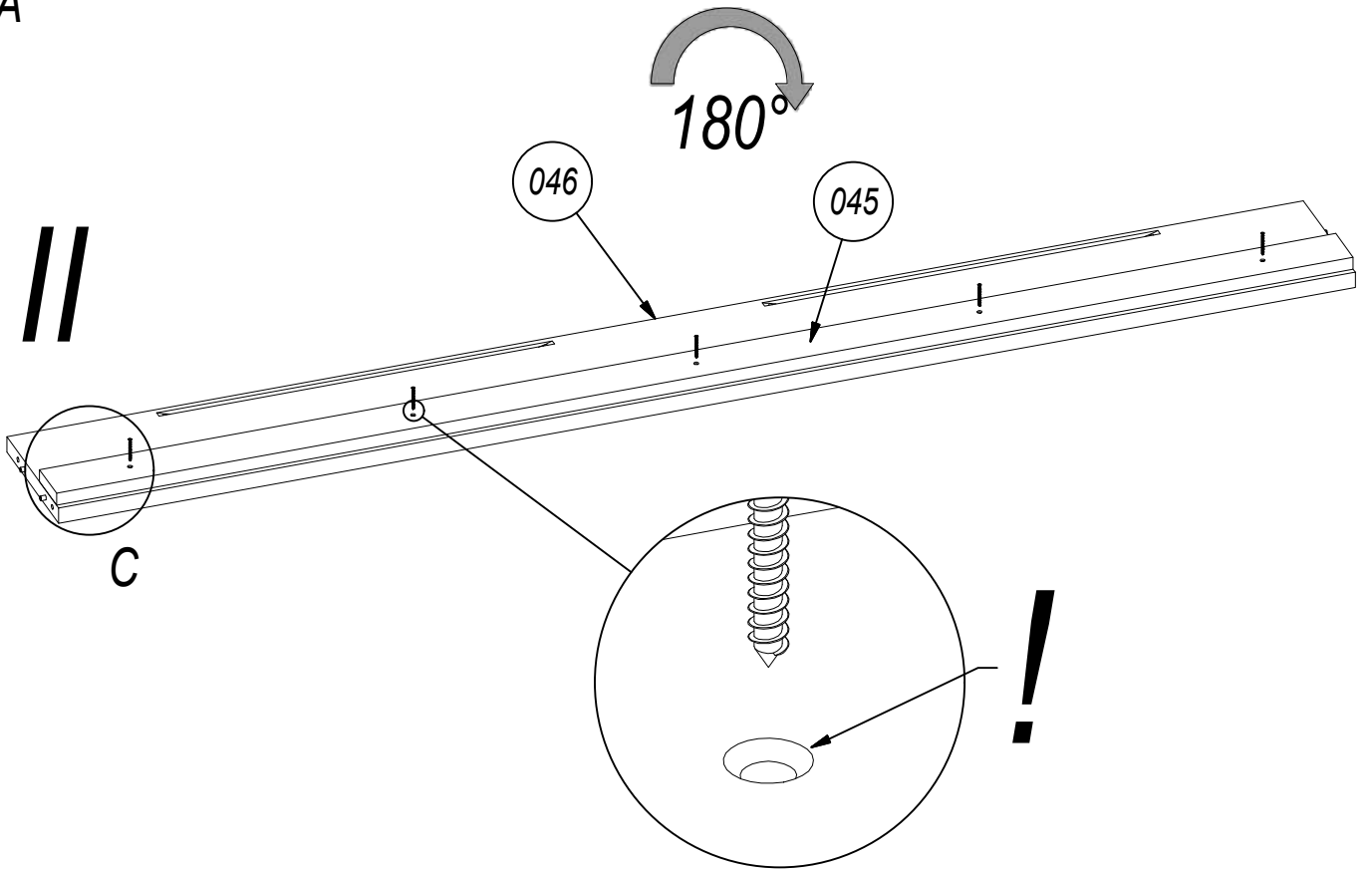
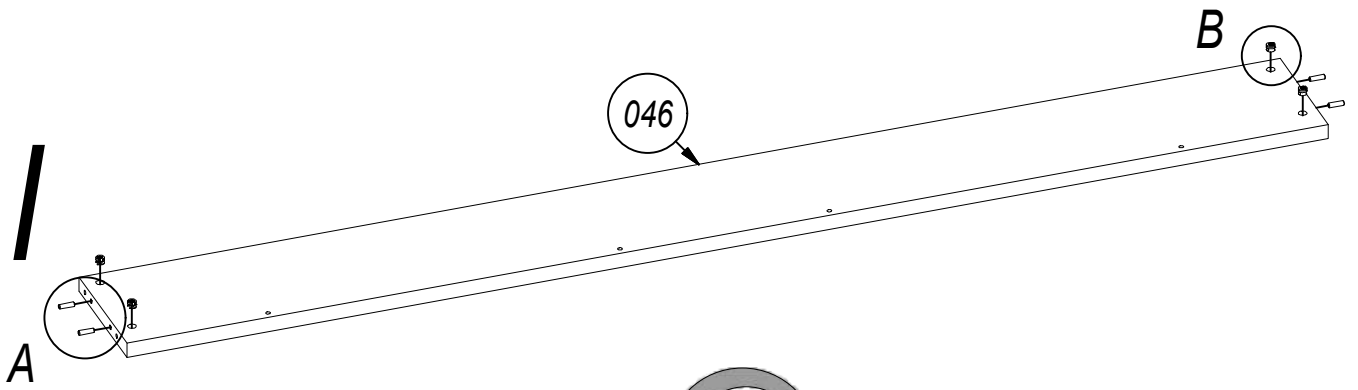


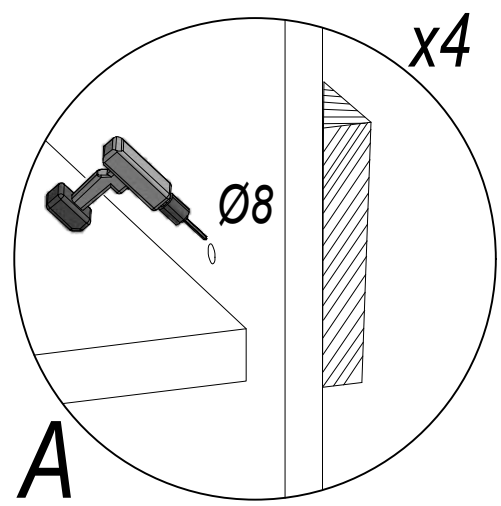
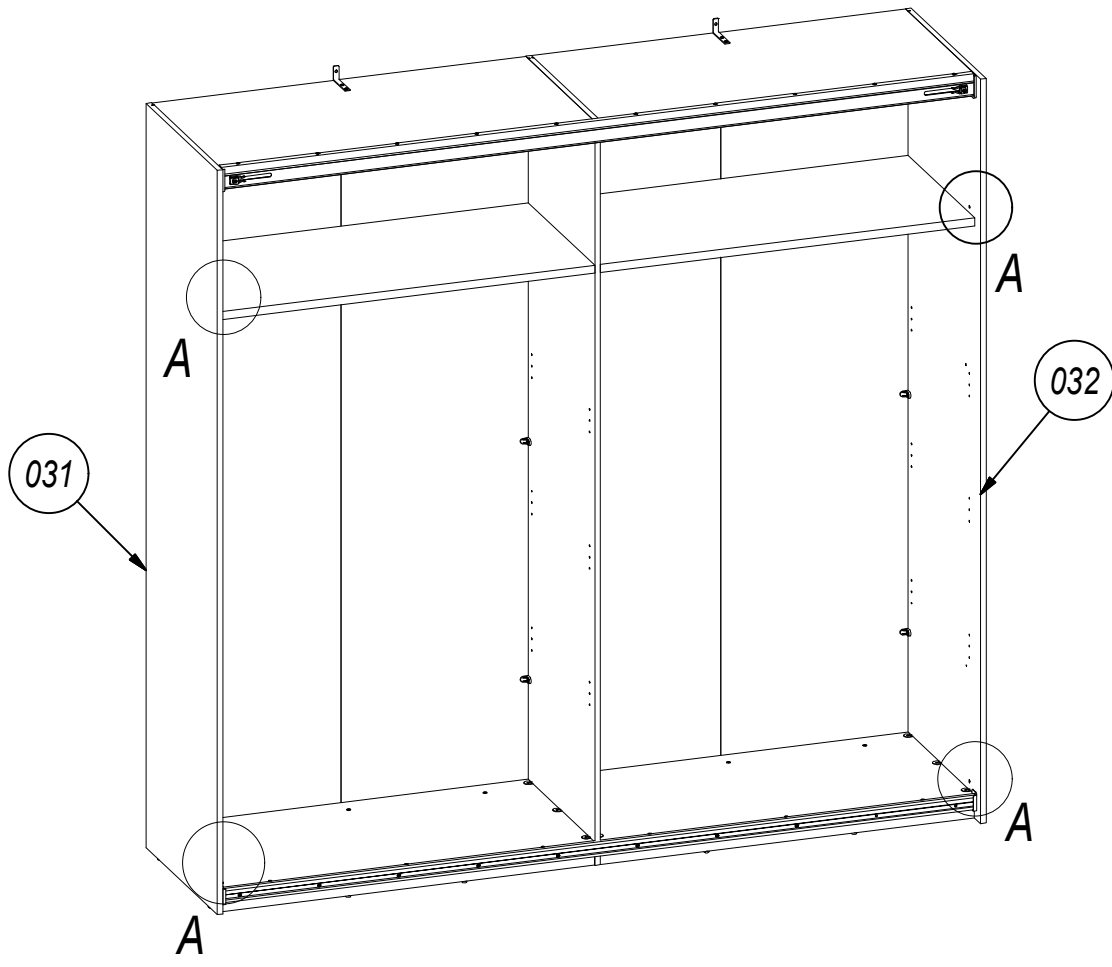
L-11 mm 11809
x4

1305
x2

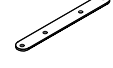


 Ø8x28 1018 x4	 Ø15x12,5 123894 x4	 US Ø4x40 1560 x5
--	---	---





126x15x2 9285



x8

19

EURO S Ø6,3x11 149345

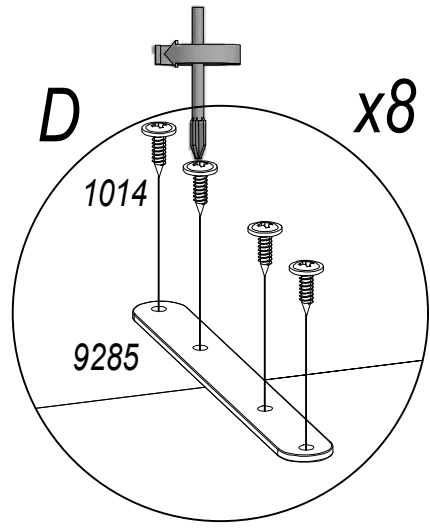
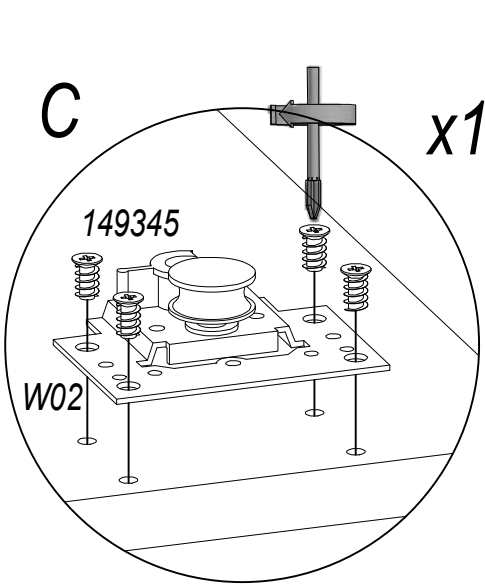
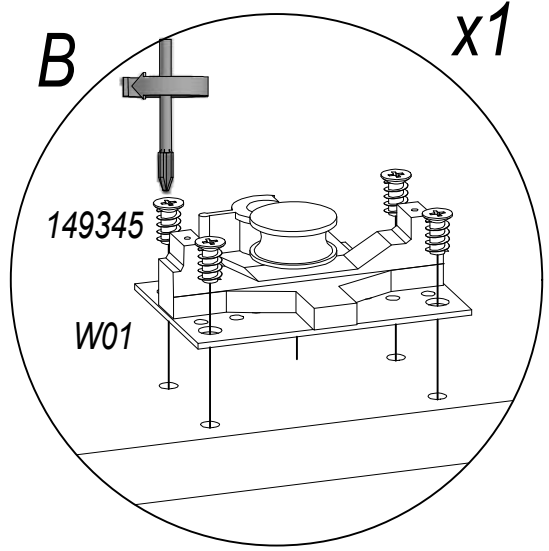
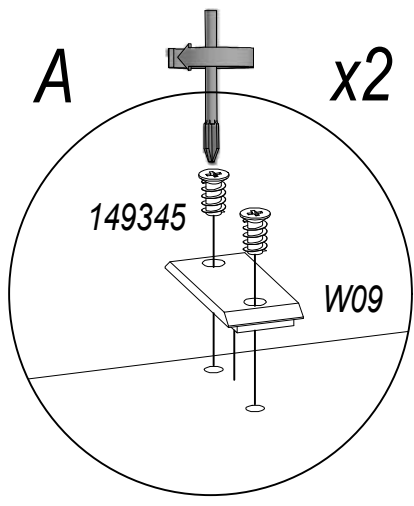
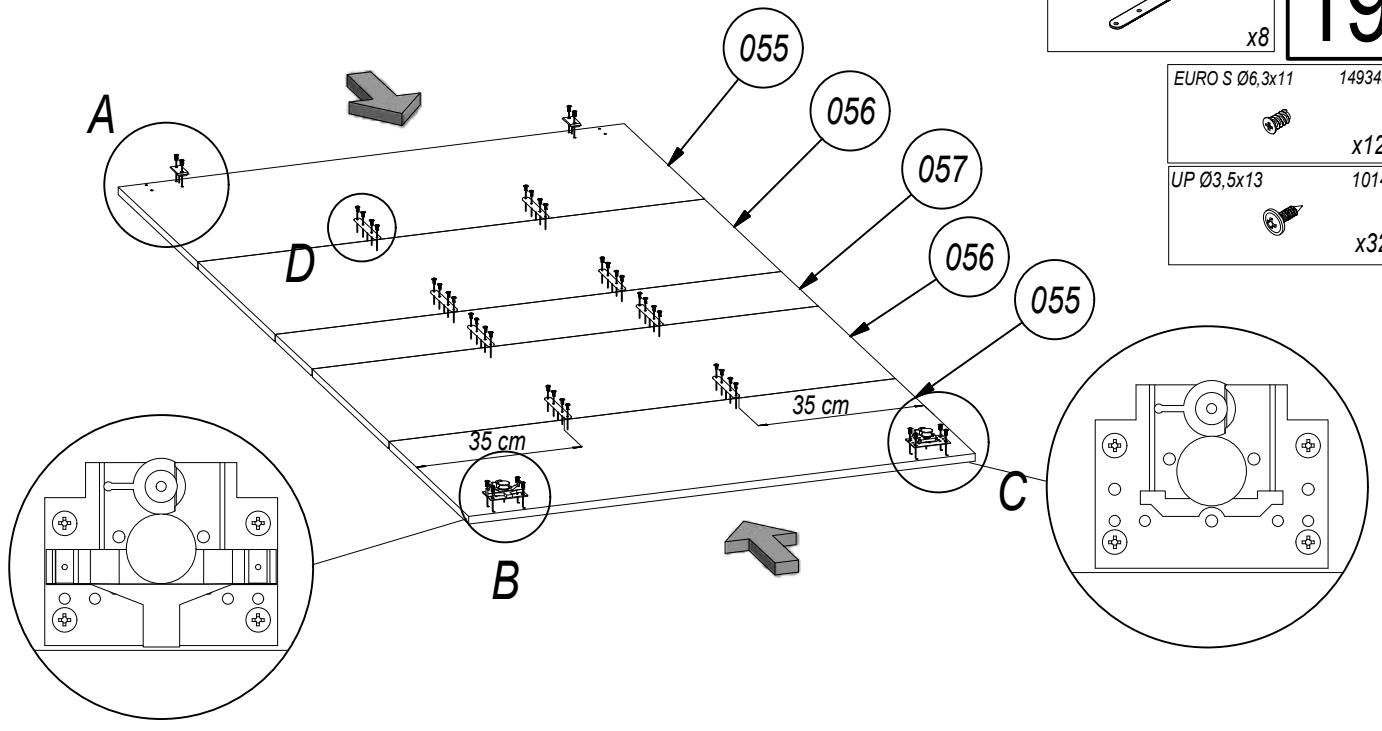


x12

UP Ø3,5x13 1014



x32



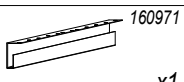
UP Ø3,5x13

1014



x24

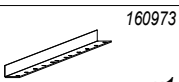
L-2035



160971

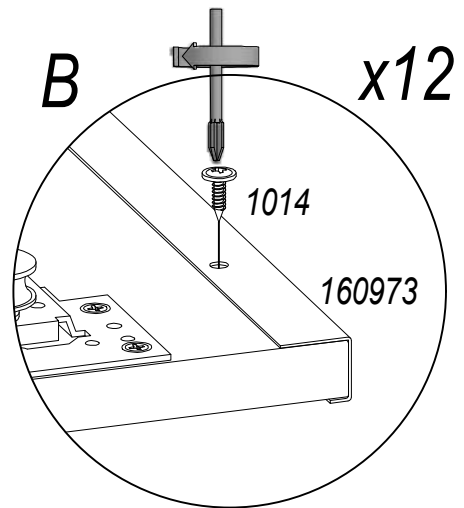
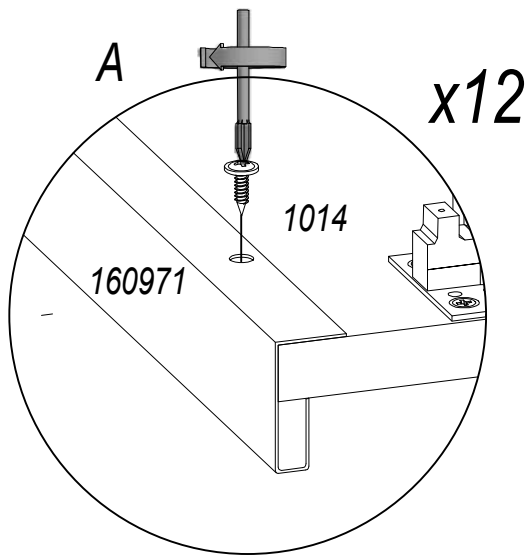
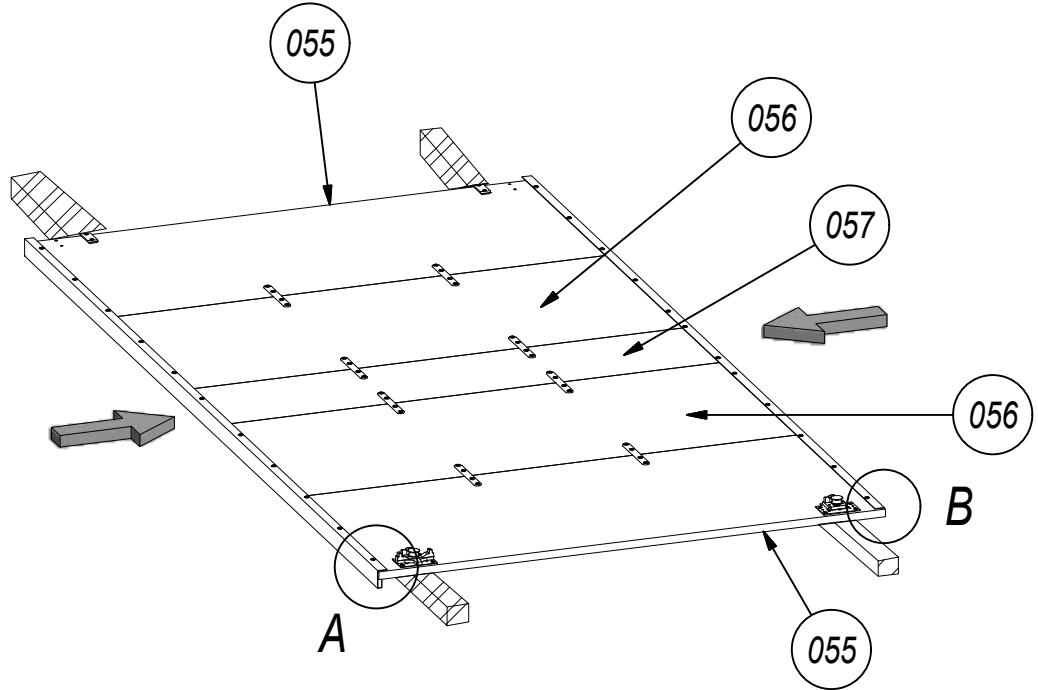
x1

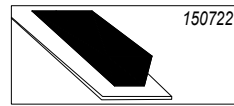
L-2035



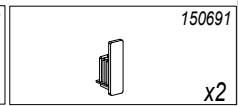
160973

x1





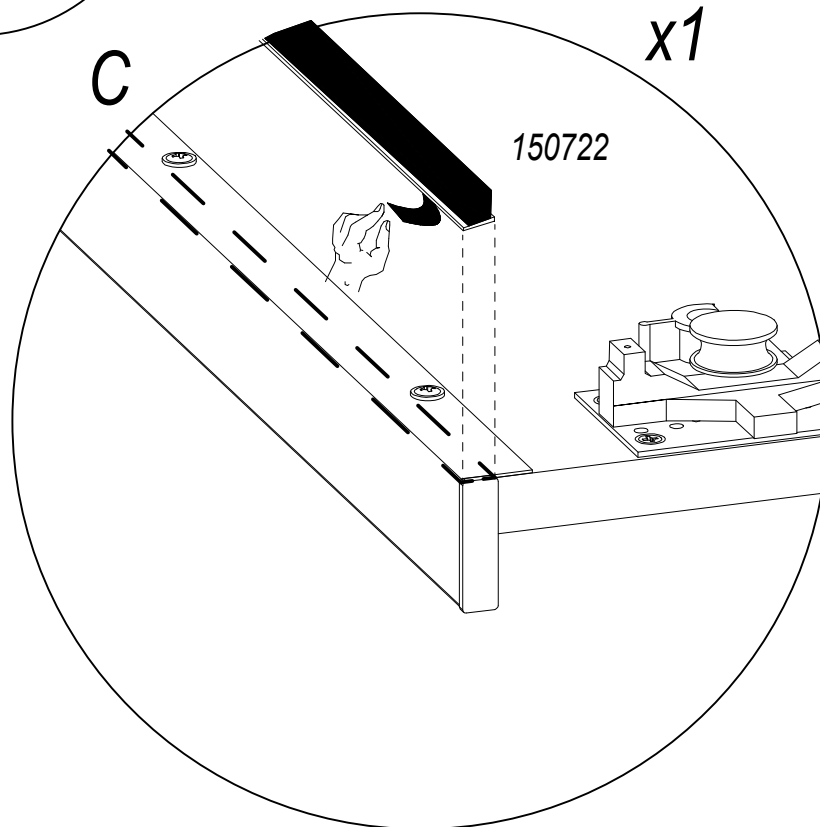
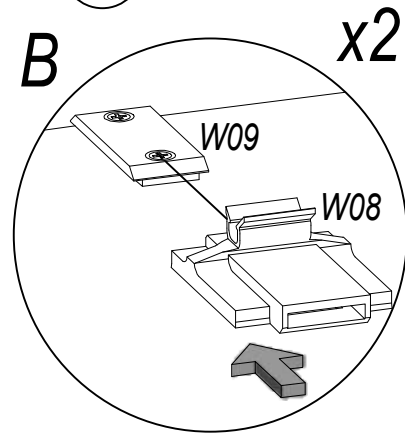
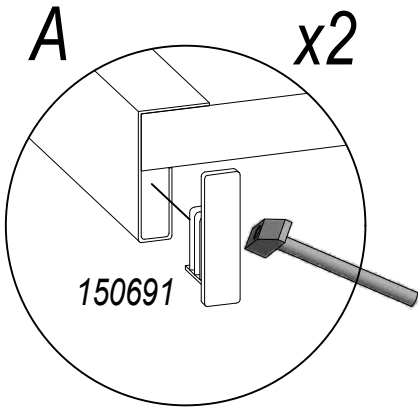
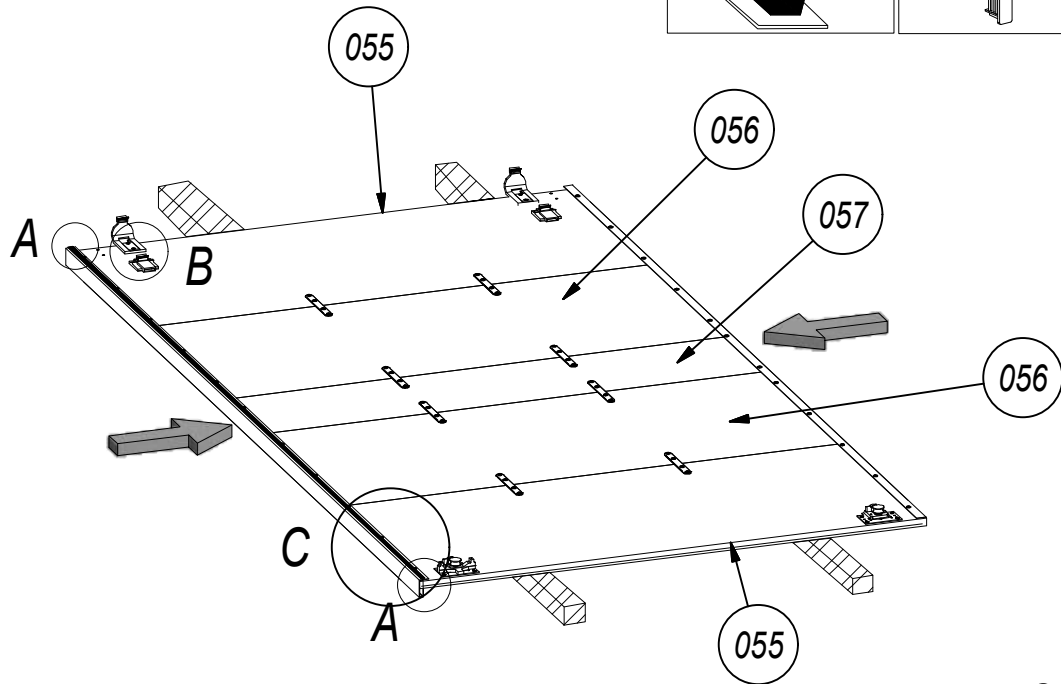
150722

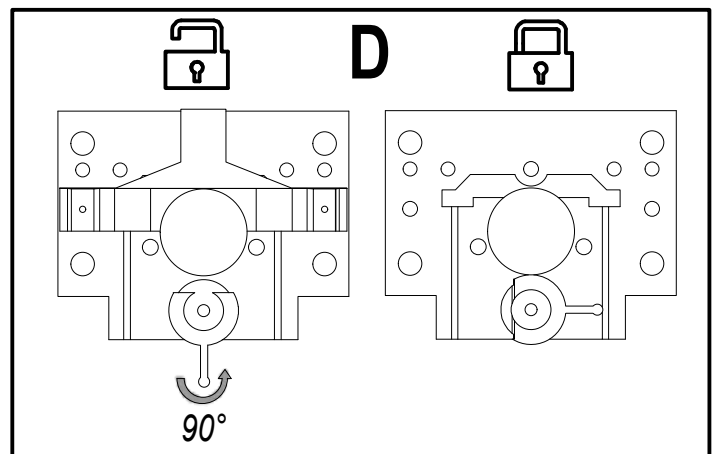
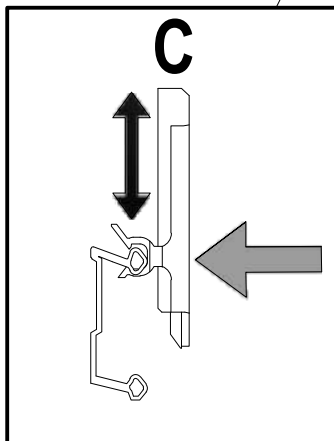
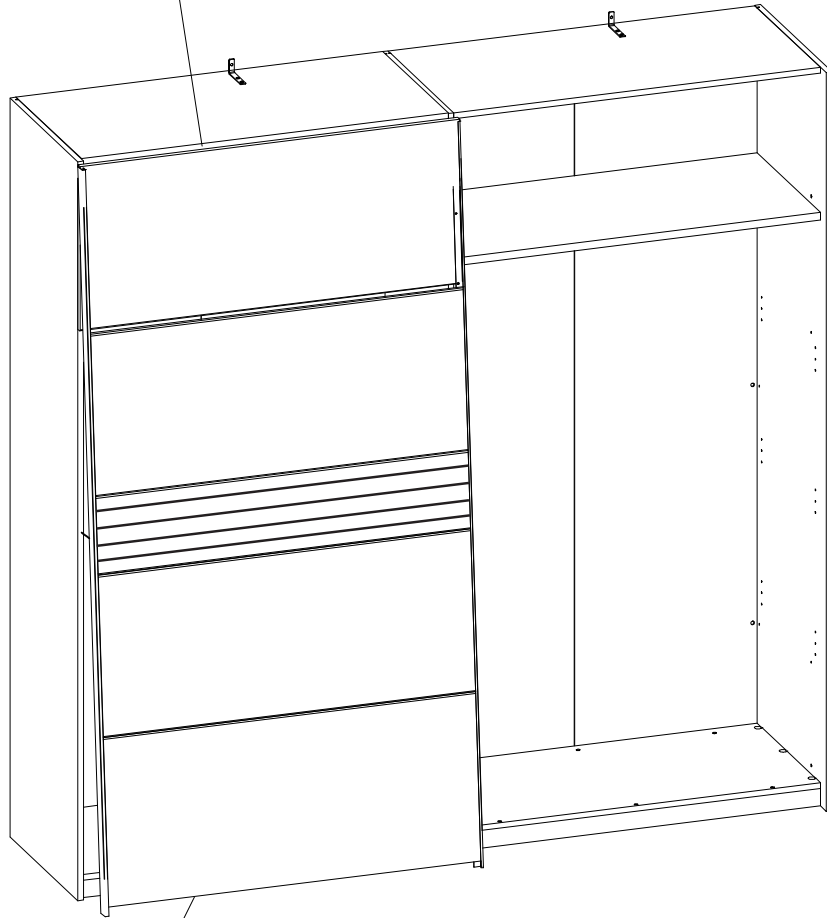
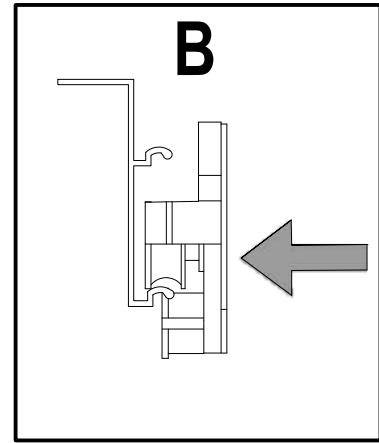
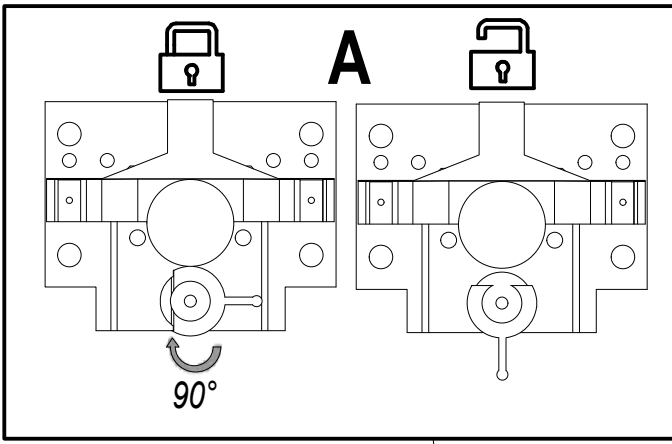








150691

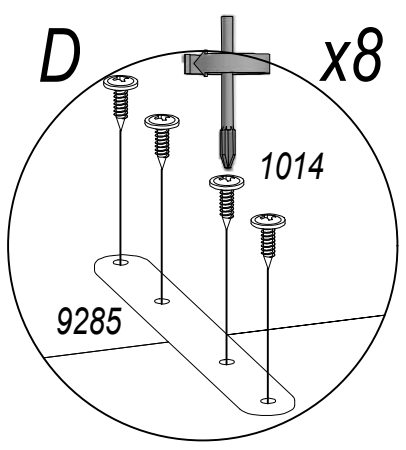
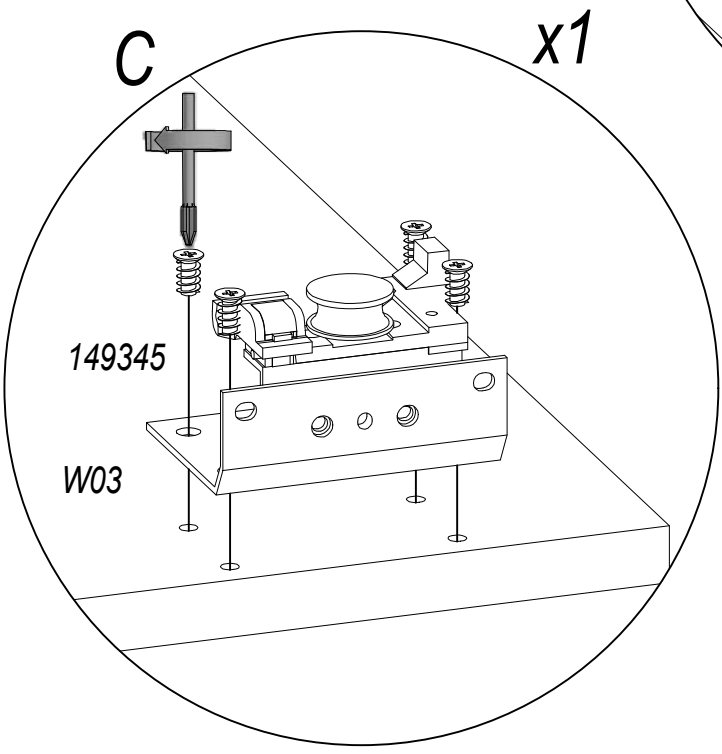
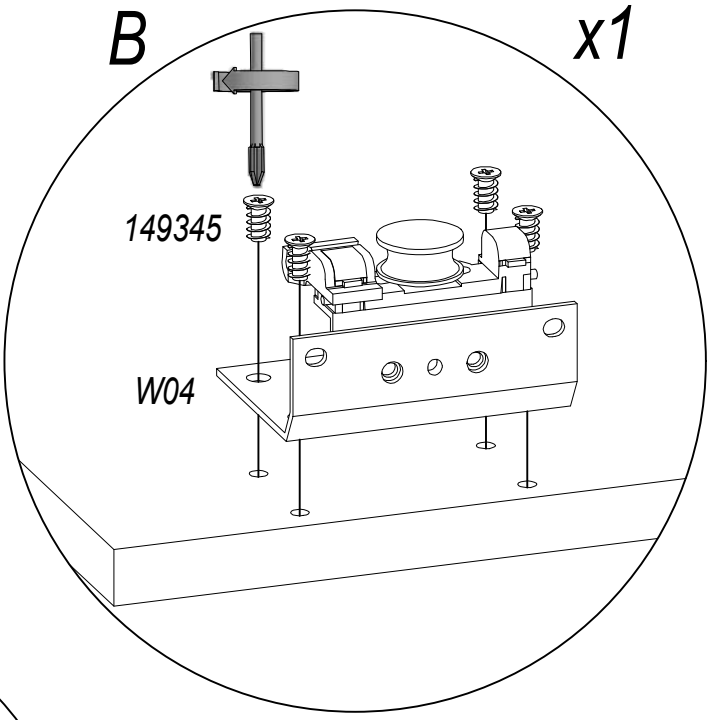
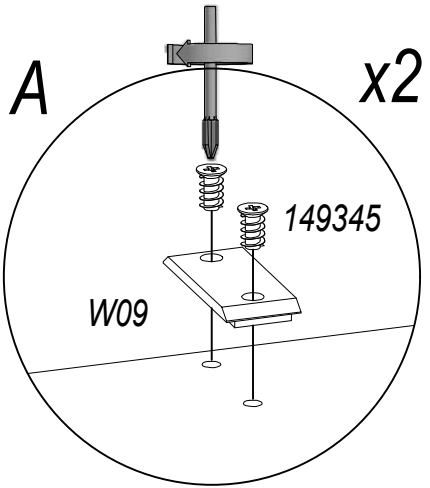
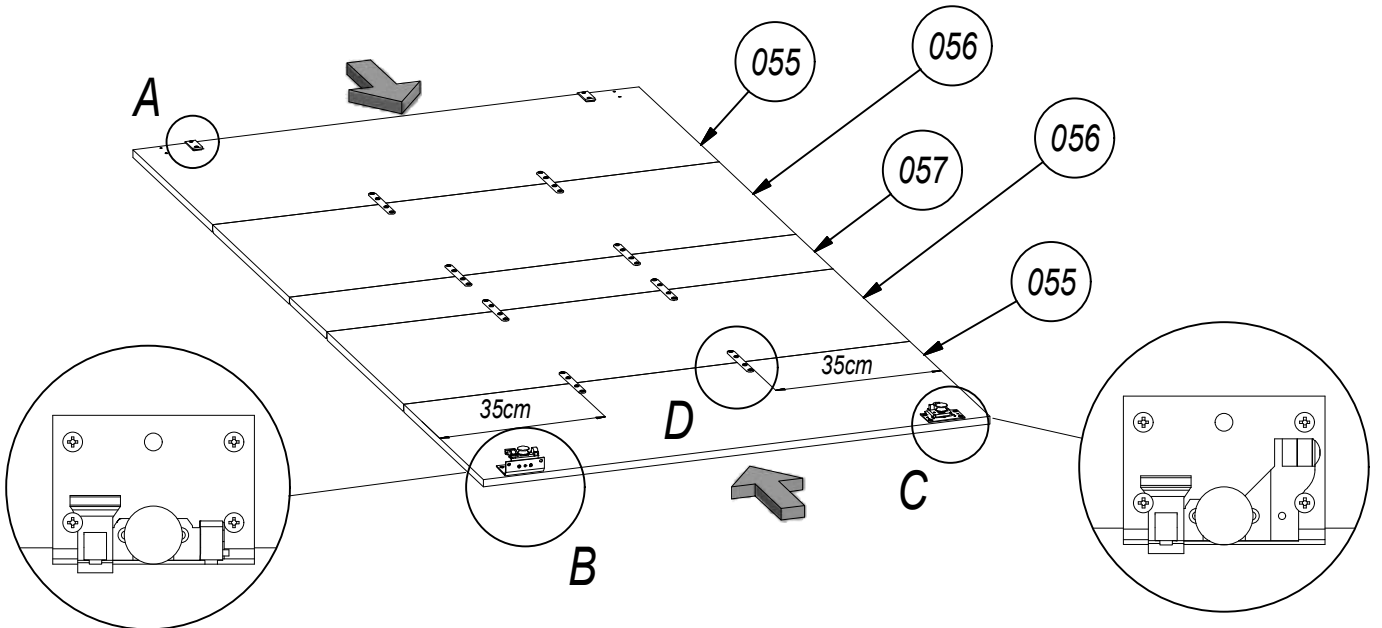
x2

21





UP Ø3,5x13  x32	1014  x8	126x15x2  x8	9285  x12	EURO S Ø6,3x11  x12	149345  x12
---	--	--	---	---	---



UP Ø3,5x13

1014

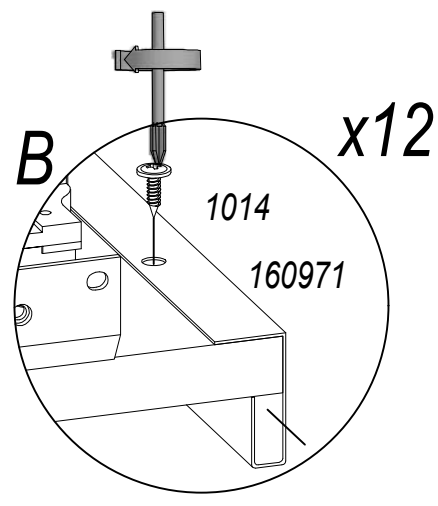
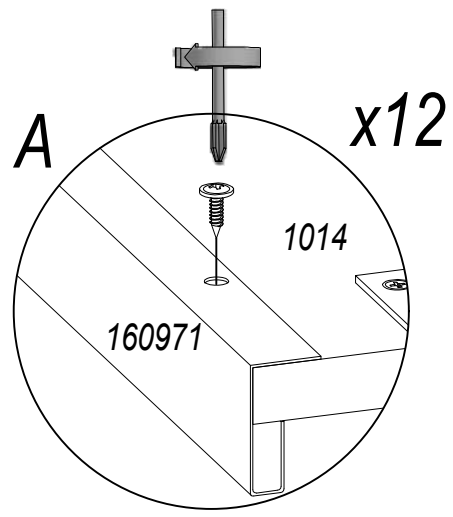
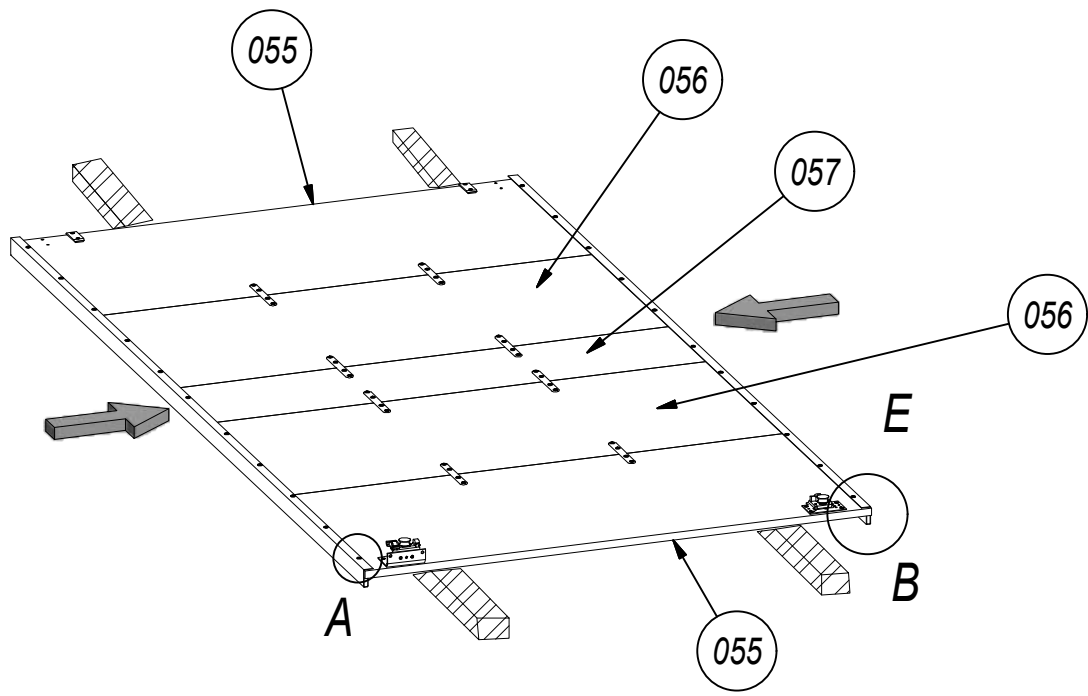
160971

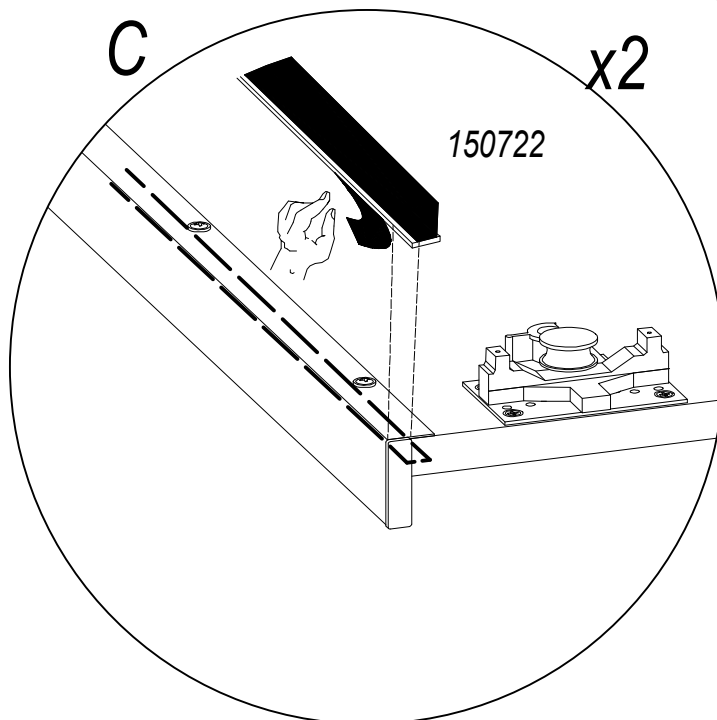
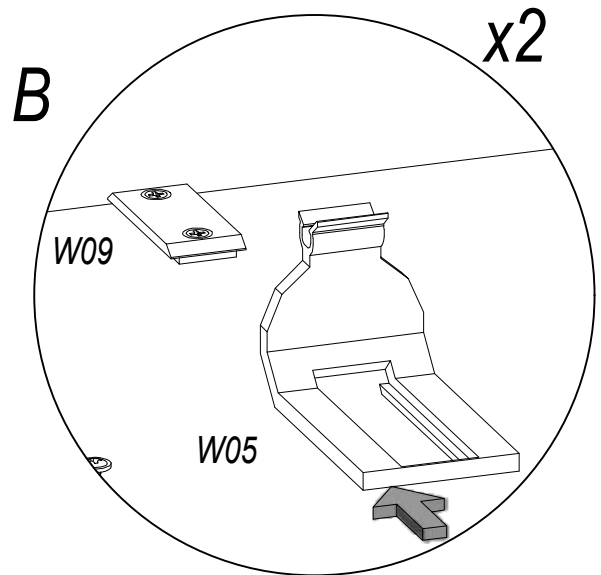
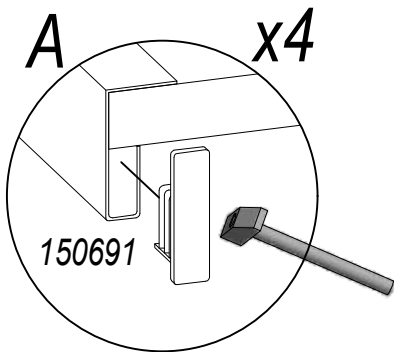
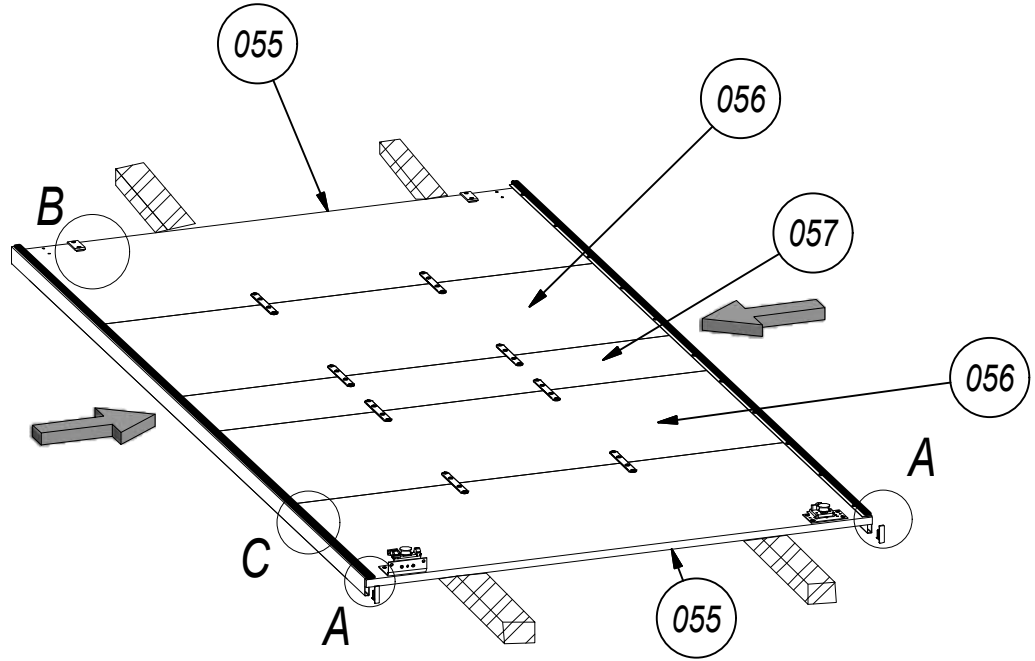
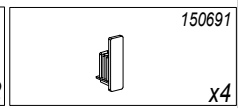
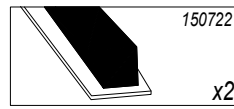


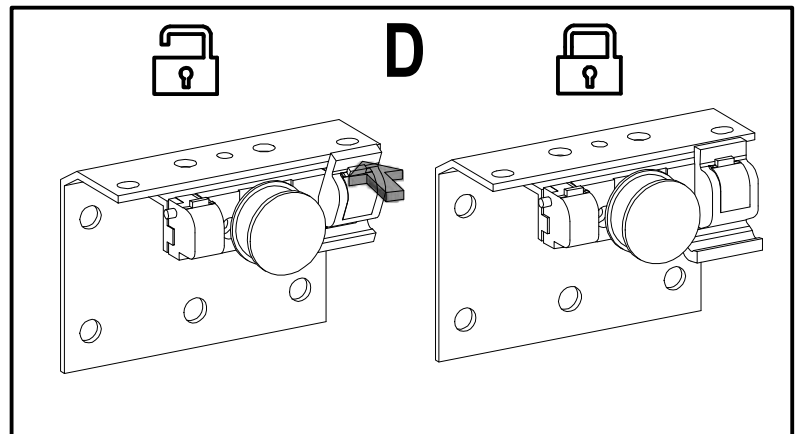
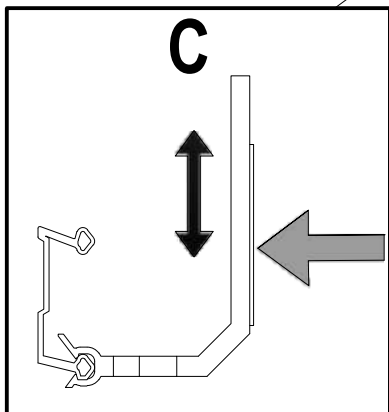
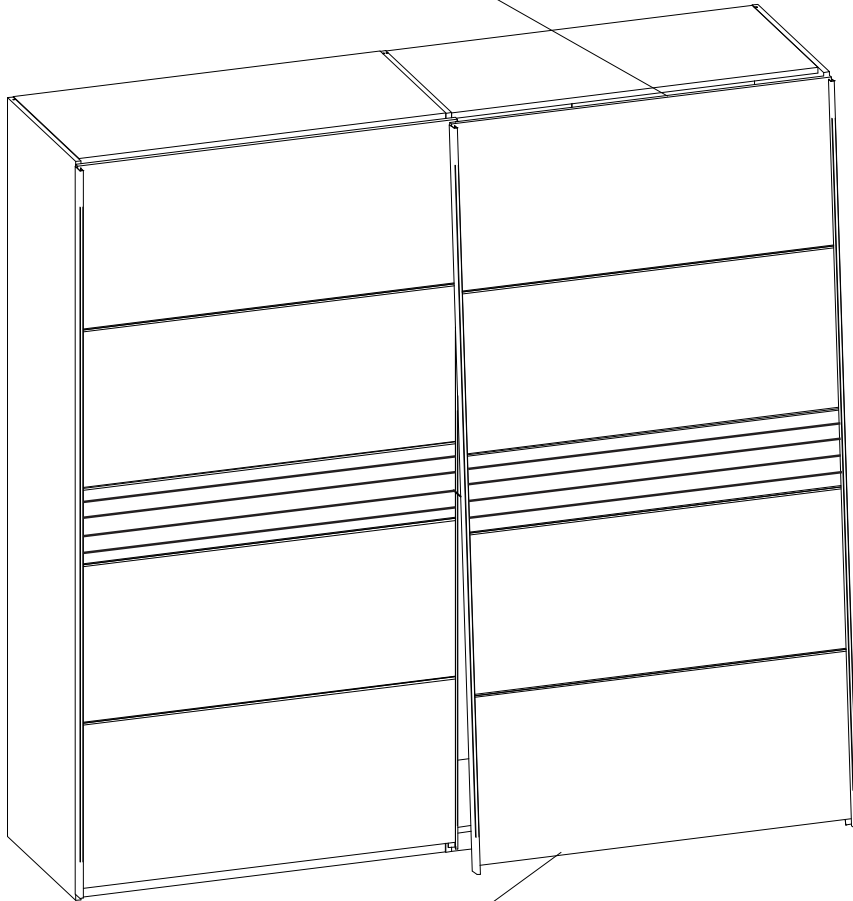
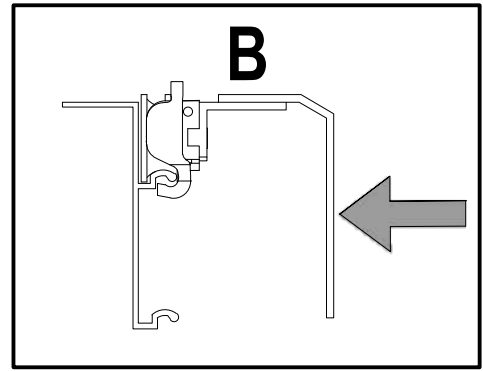
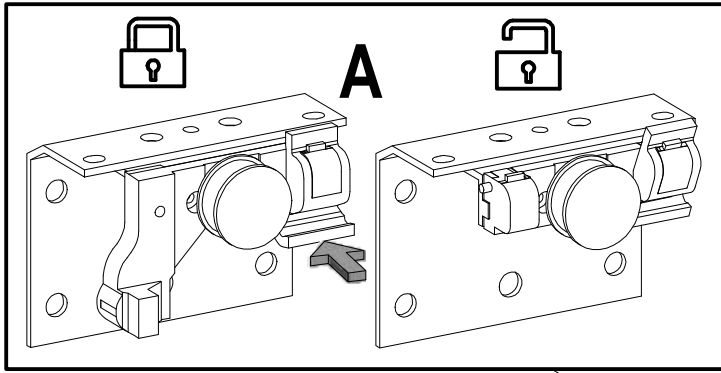
x24

L-2035

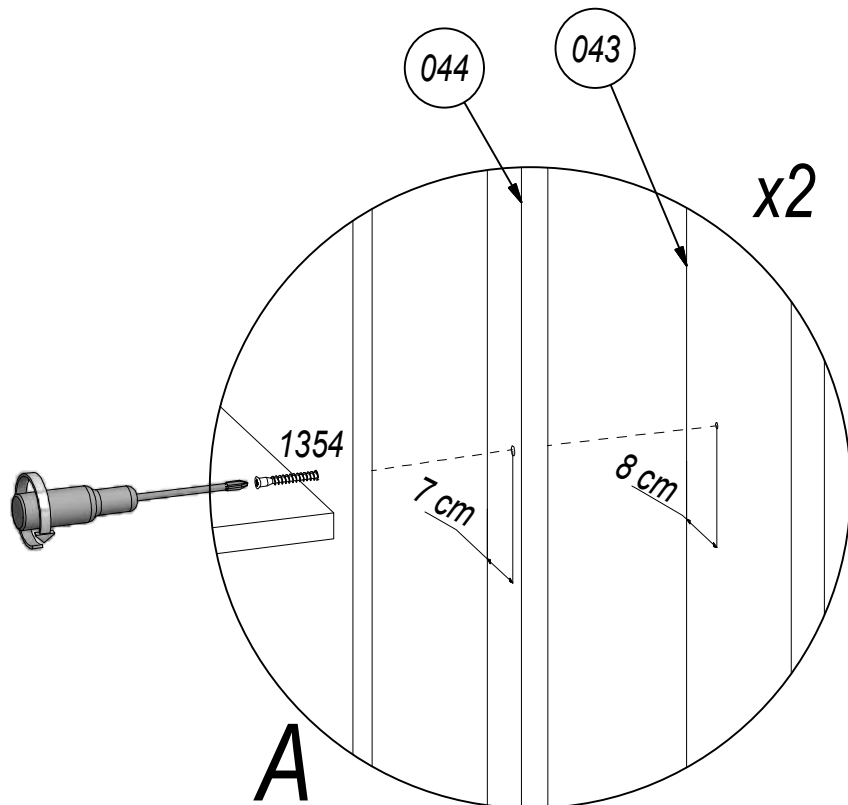
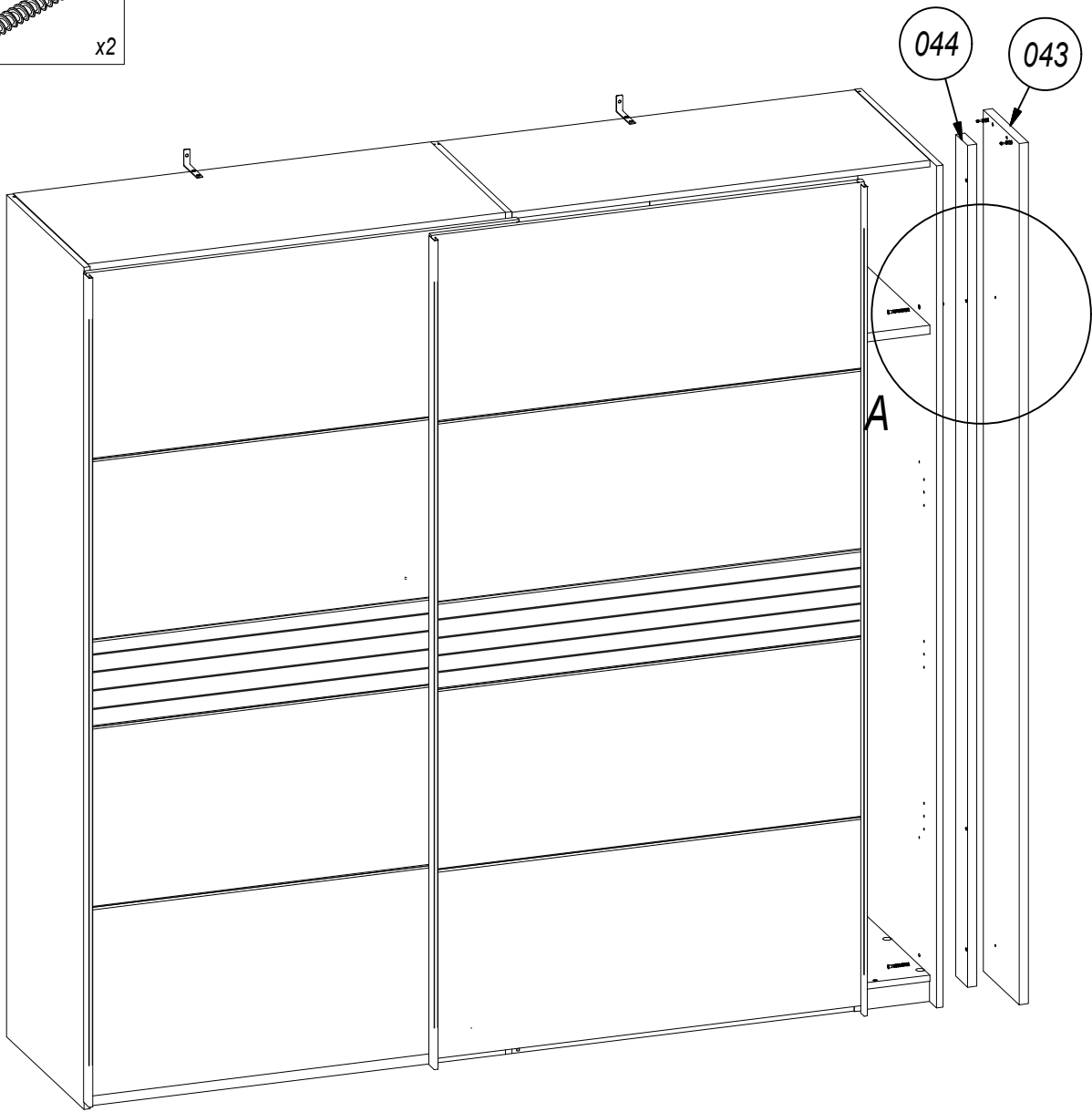
x2

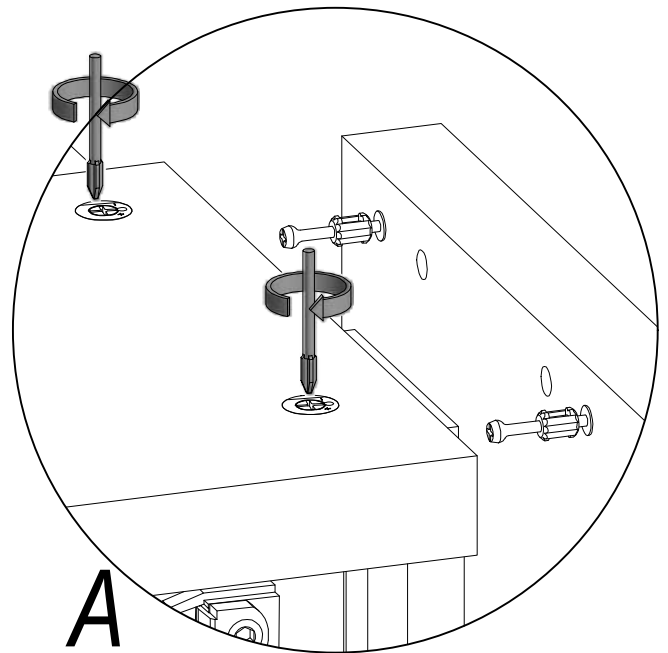
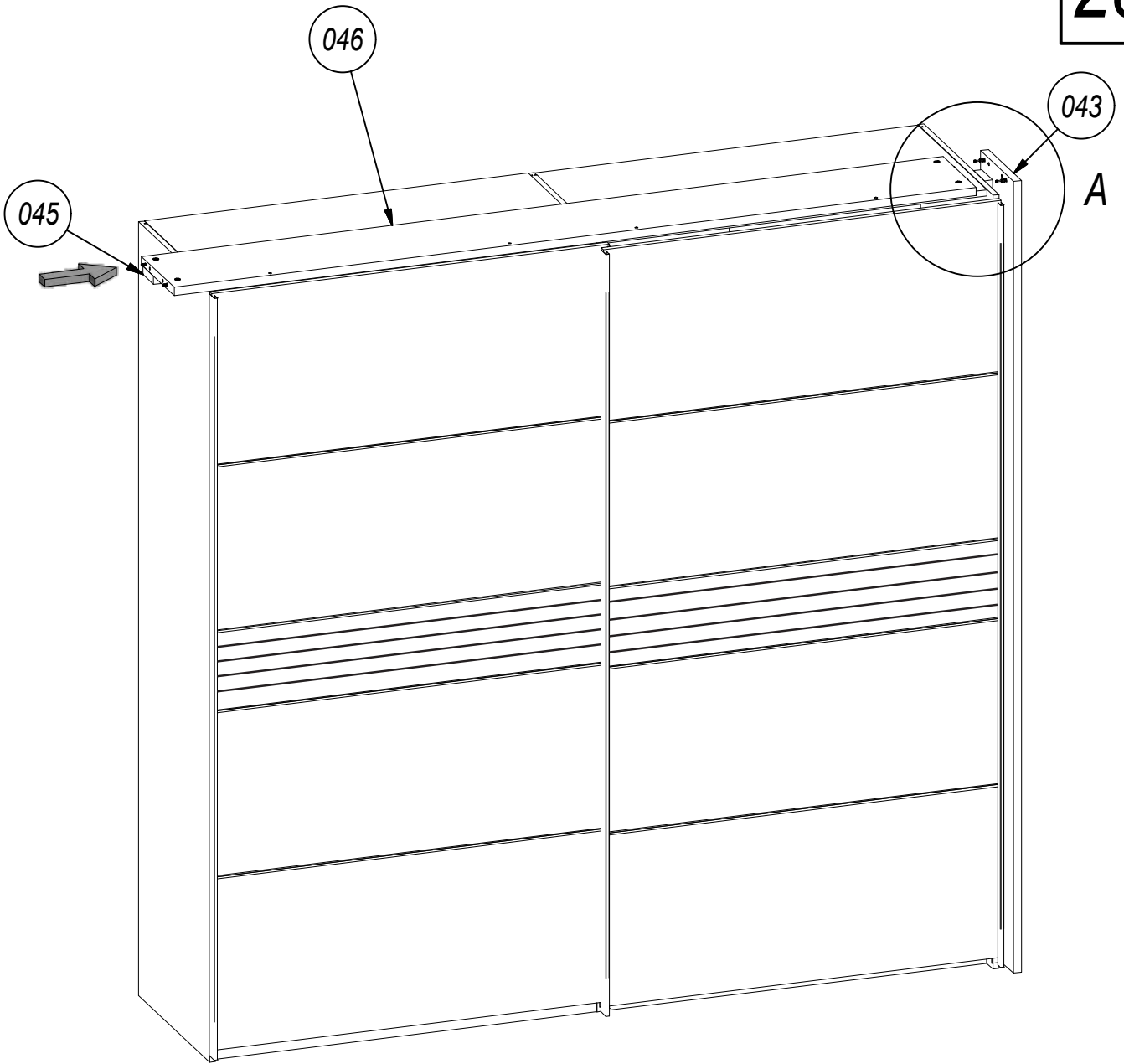






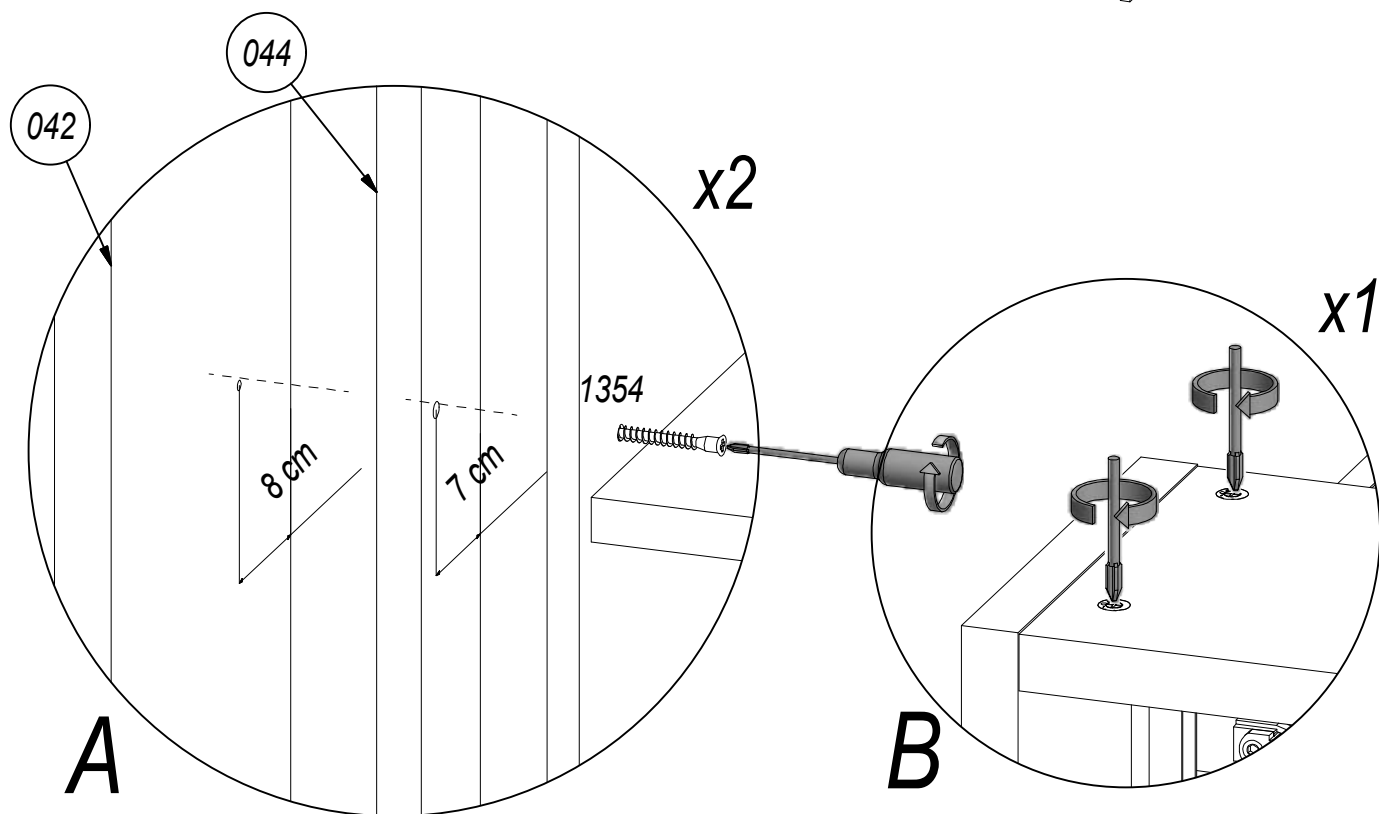
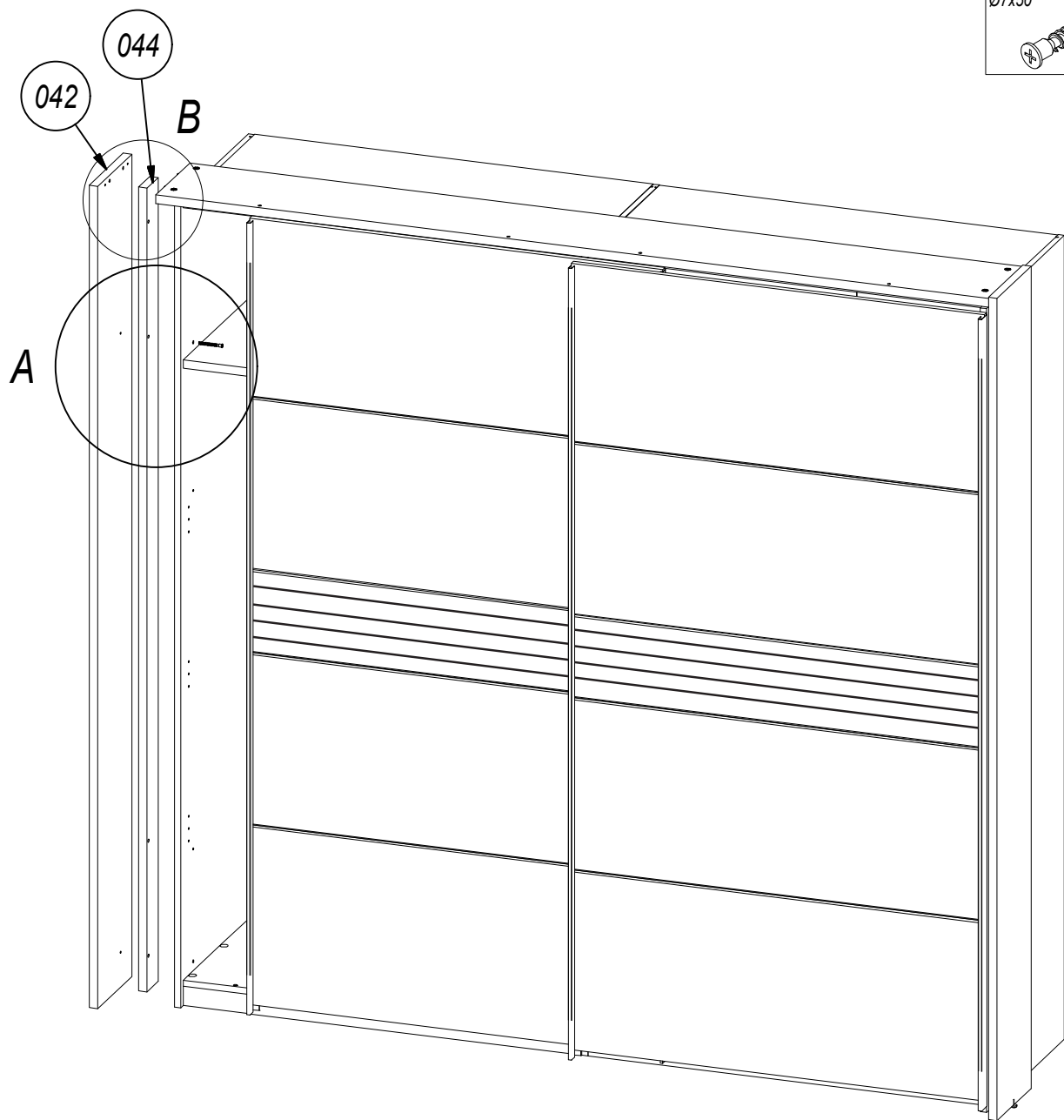
Ø7x50 1354
x2



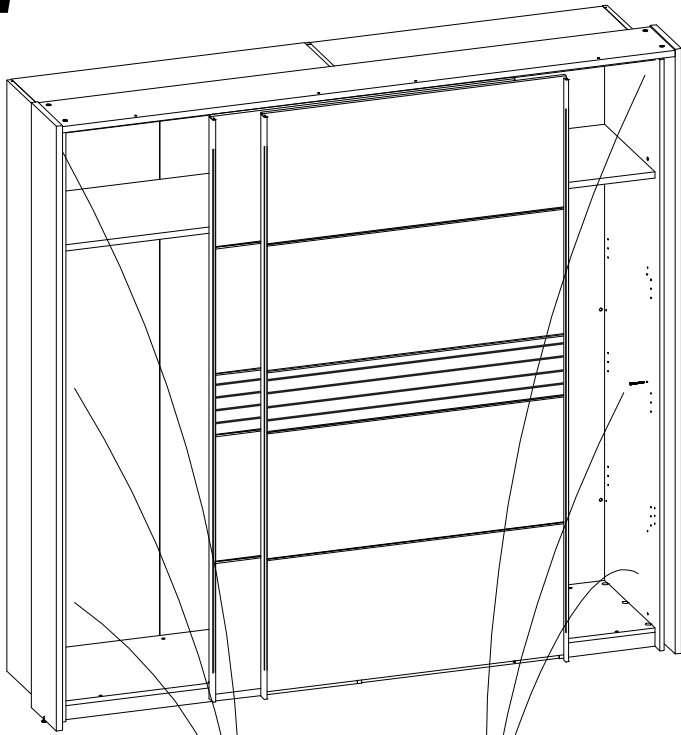


Ø7x50 1354
x2

29

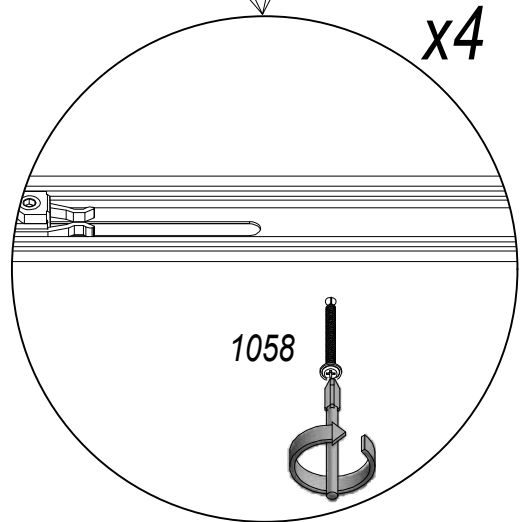
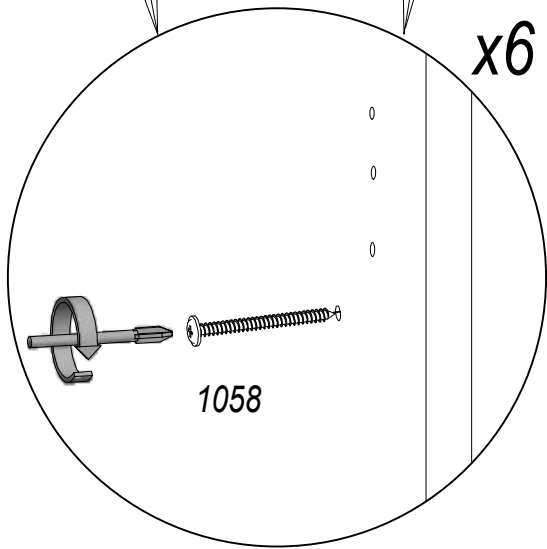
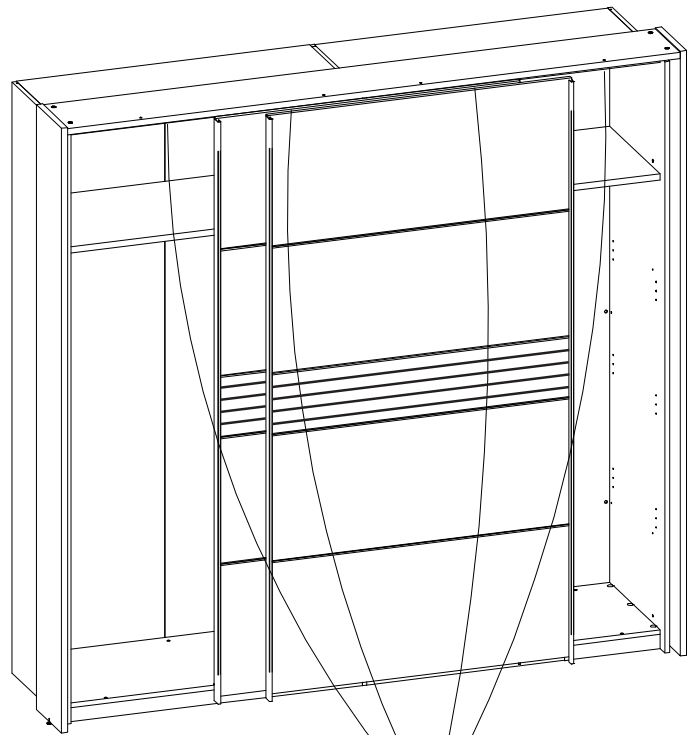


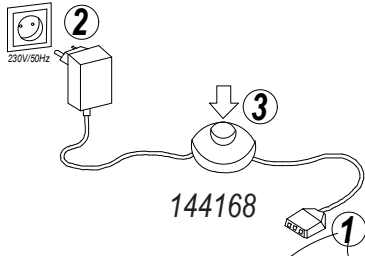
I



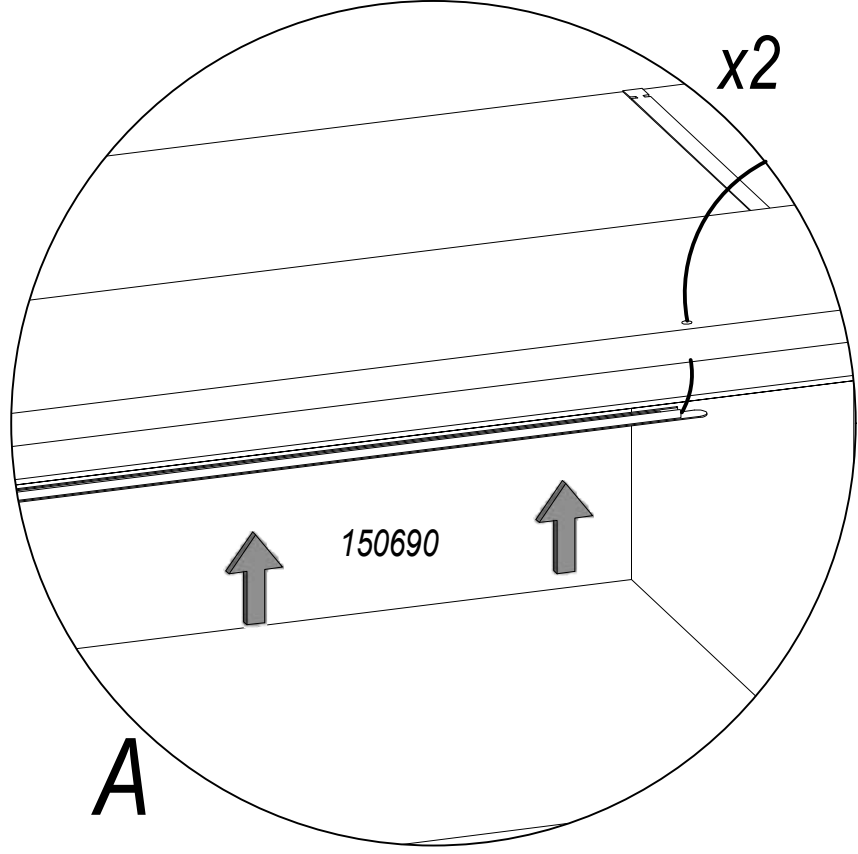
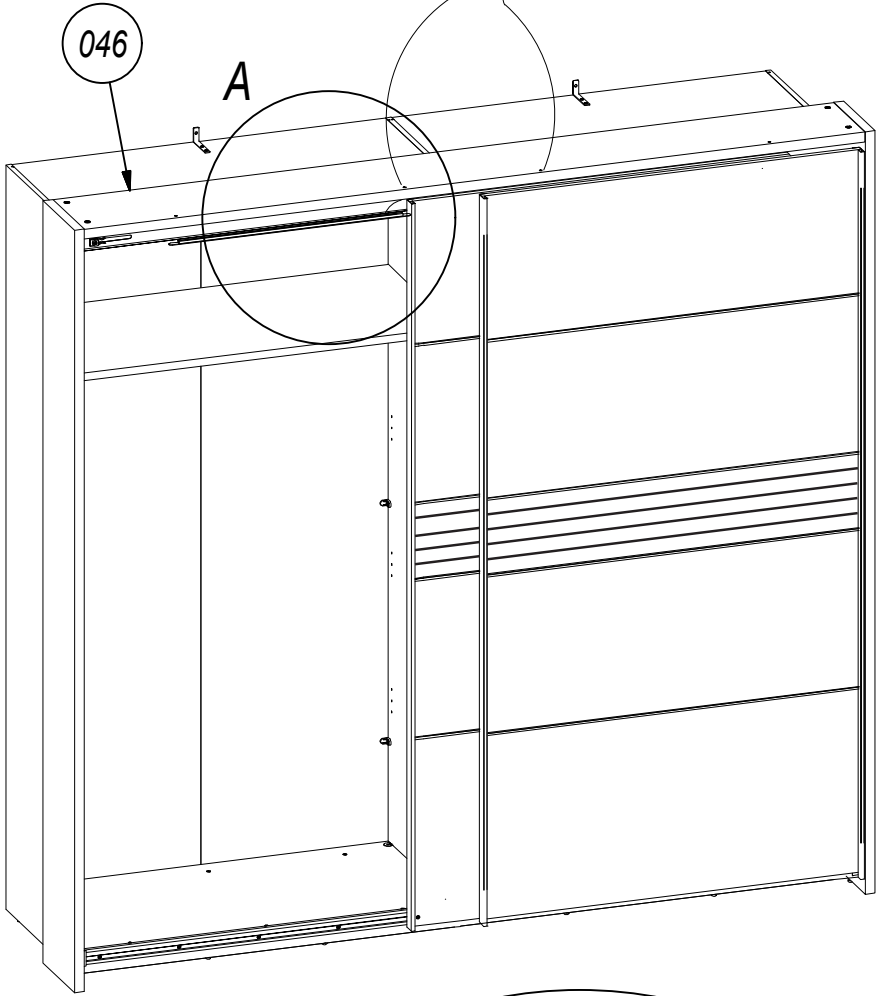
UP Ø4x55 21402
x10

II




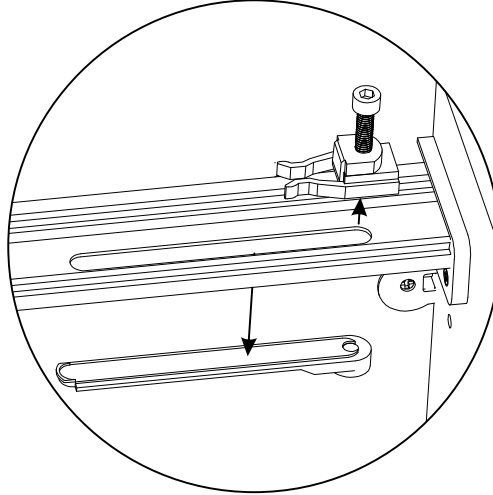
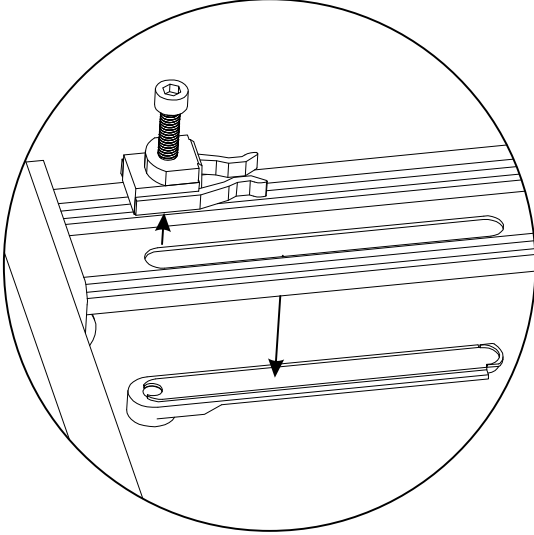
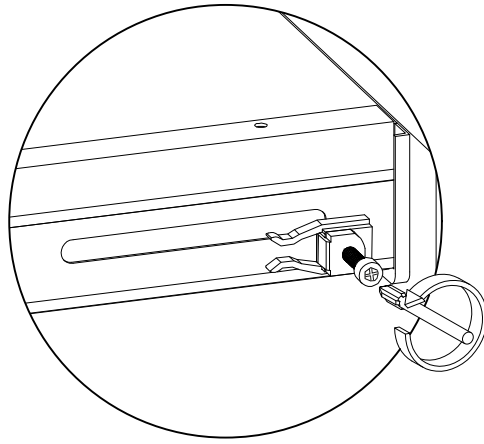
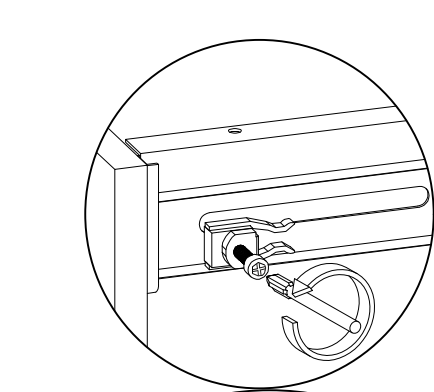


	150690
	x2
	144168
	x1

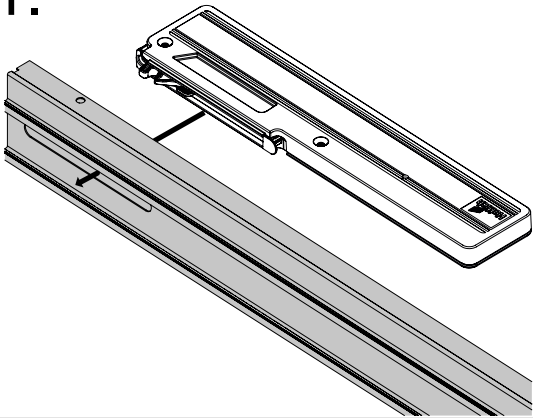


OPTION

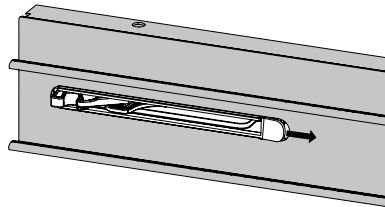
Soft Close
A4VUQK302SXSC



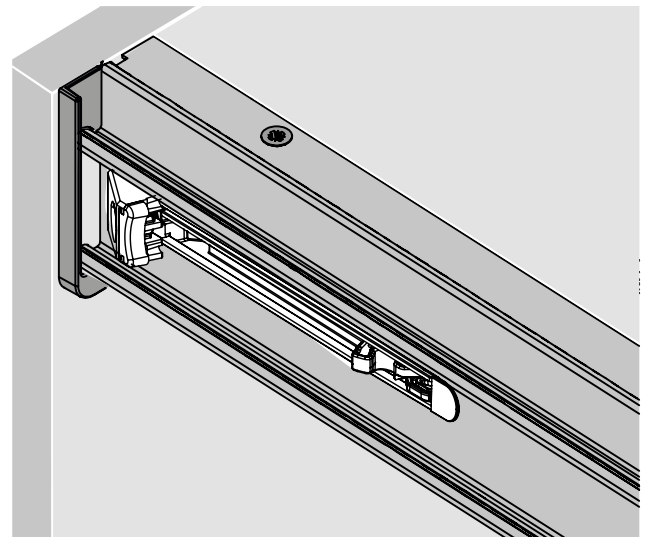
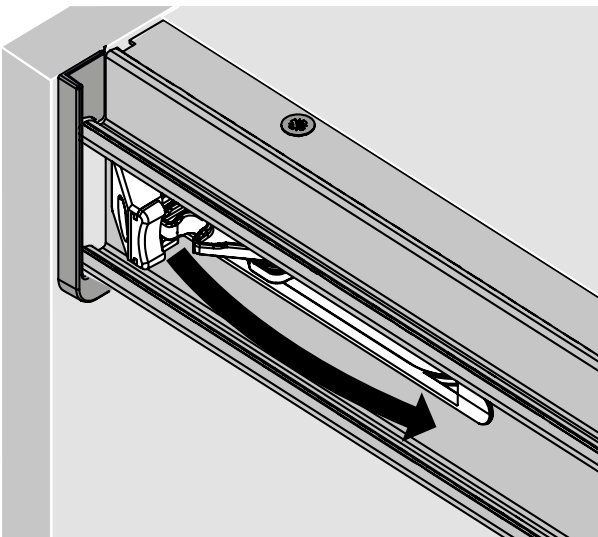
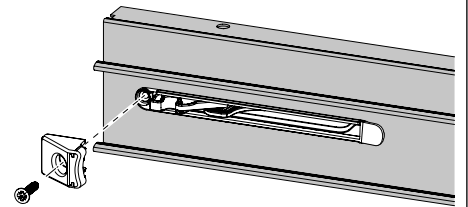
1.



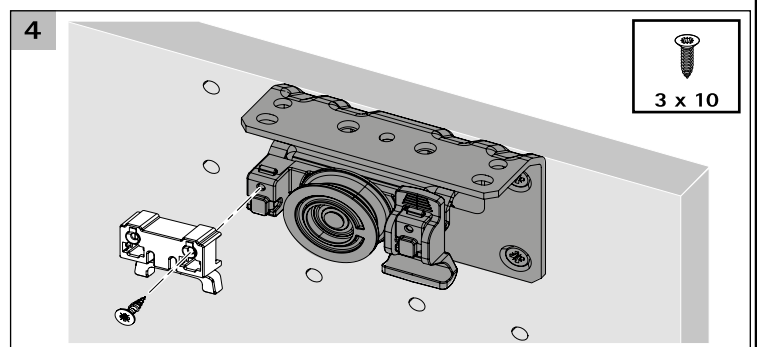
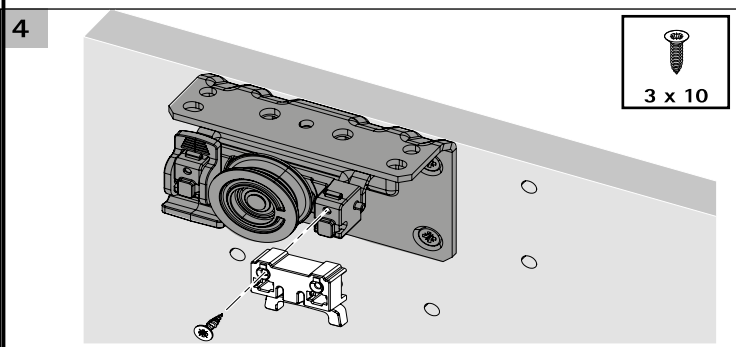
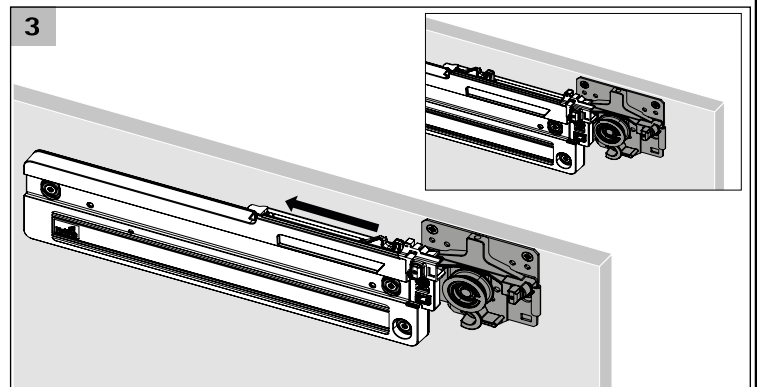
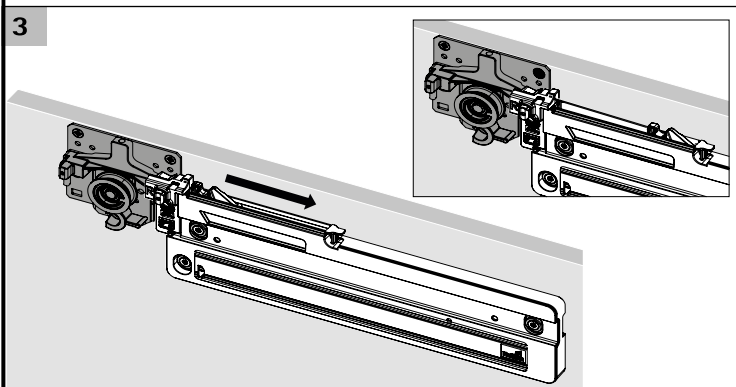
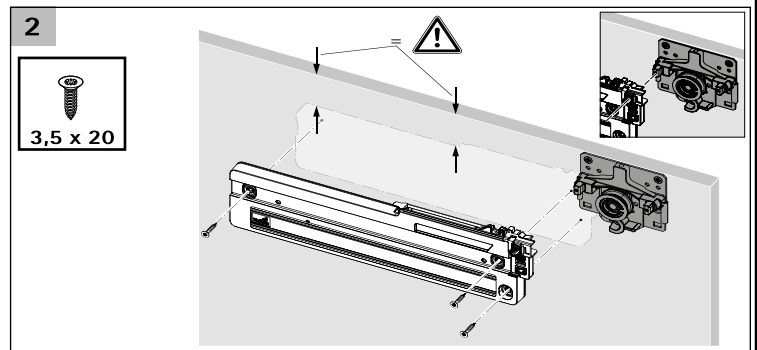
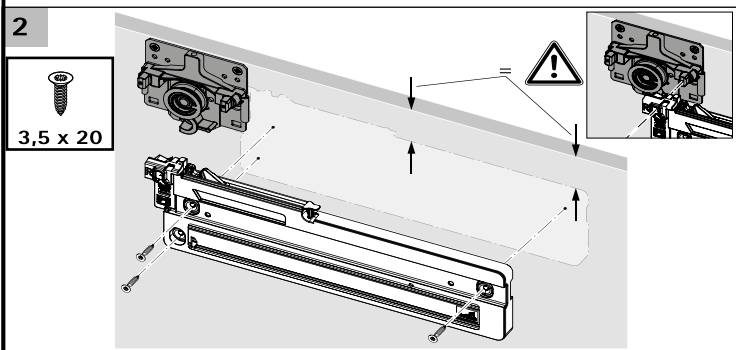
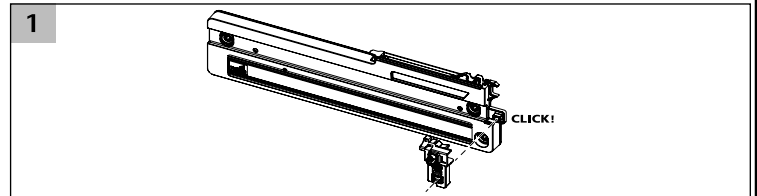
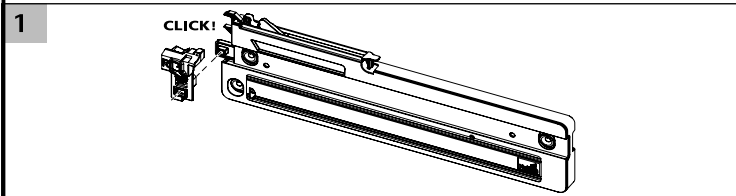
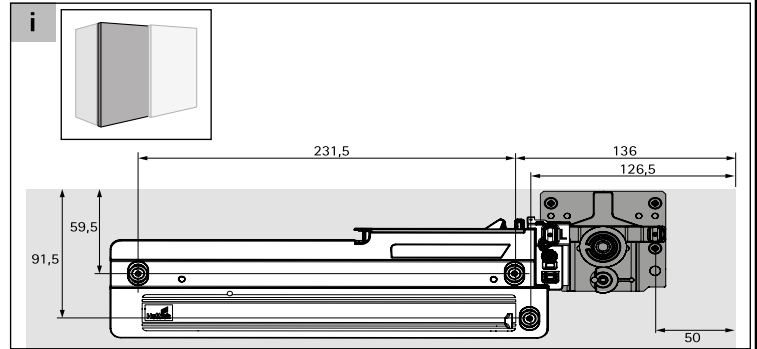
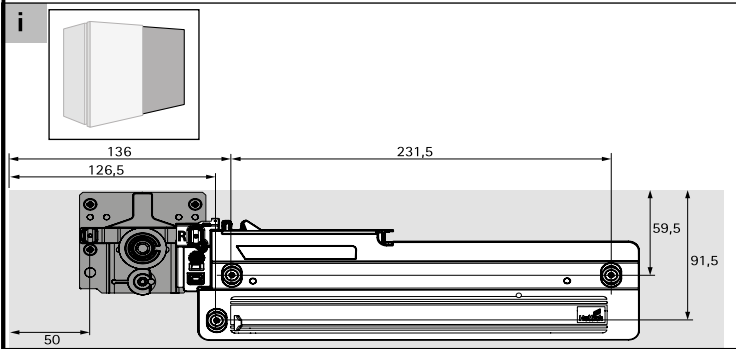
2.



3.



Soft Open A4VUQK302SXSO



(D) Sehr geehrter Kunde,

als Möbelproduzent möchten wir Sie darüber informieren, dass eine Befestigung nur so gut ist wie die Verbindung zwischen Befestigungsmaterial (Dübel) und Mauerwerk. Prüfen Sie bei Hängeelementen Ihr Mauerwerk und verwenden Sie nur dafür vorgesehene Dübel aus einem Fachmarkt. Letzten dlich ist der Monteurfür die Befestigung am Mauerwerk verantwortlich. Die Montage und das Verlegen der Elektroartikel sind nur von autorisiertem Fachpersonal durchzuführen. Beachten Sie die Beschreibungen und die Gewichtsangaben in der Montageanleitung. Halten Sie bitte die angegebenen max. Gewichtsangaben ein. Bei Überlastungen, die durch spielende Kinder, Menschen, Material oder sonstige Einwirkungen entstehen -übernehmen wir als Möbelproduzent keine Haftung! Die einwandfreie Funktion des Möbels ist nur bei lot- und waagerechter Aufstellung gewährleistet. Die Türen sind vorjustiert, müssen aber ggf. aufgrund örtlicher Bedingungen neu ausgerichtet / eingestellt werden! Alle elektrischen Installationen sind nach den gültigen Normen bzw. Vorschriften von VE, CE, MM gefertigt. Die zu verwendende Leuchtmittelstärke ist auf der jeweiligen Lampenfassung angegeben. Bei Nichteinhaltung der max. Wattzahl besteht durch Überhitzung Brandgefahr. Das Zudecken der Leuchtmittel ist wegen Brandgefahr zu unterlassen! Alle Schrauben sowie tragende Verbindungsstelle sollten nach 5 bis 6 Wochen nachgezogen werden, um eine dauerhafte Standsicherheit zu gewähren!

Keine scheuernden Putzmittel verwenden!

Werden Betrebi-, Bedienungs- oder Montageanweisungen nicht befolgt, Änderungen an den Produkten vorgenommen, Teile ausgetauscht oder Verbrauchsmaterialien verwendet, die nicht den Originalteilen entsprechen, so entfällt jegliche Gewährleistung oder Haftungsansprüche.

Achtung Hinweis!

- Unsere Hochglanzoberflächen sind bei der Auslieferung durch eine Schutzfolie geschützt. Belassen Sie diese auf dem Möbel, bis es vollständig montiert und von Staub befreit ist. Um die wertvolle Hochglanzoptik zu erhalten, sollten Sie
- . der Hochglanzfolie nach der Entfernung der Schutzfolie eine Stunde Zeit zum Nachhärten an der Raum-Luft geben
 - . für die Reinigung der Oberflächen verwenden Sie nur ein feuchtes Baumwolltuch und etwas Glasreiniger. Kein scharfes Reinigungsmittel mit Zusatzstoffen verwenden.
 - . Oberflächen mit einem nassen Lappen abreiben keinen Dampfreiniger verwenden.
 - . Oberfläche nicht mit scharfen Gegenständen beschädigen
 - . Oberflächen auf gar keinen Fall starker Sonnenbestrahlung aussetzen

Wir wünschen Ihnen noch viel Freude mit Ihrem neuen Möbel.

Ihre Produktentwicklung

(CZ) Vážený zákazník,

jako výrobce nábytku bychom Vás chtěli informovat o tom, že upevnění je jen tak dobré, jak dobré je spojení mezi upevňovacím materiálem (hmoždinkou) a zdívem. U závěsných prvků zkontrolujte příslušné zdívo a použijte jen vhodné hmoždinky, které nakoupíte v odborných obchodech. Za upevnění ve zdívu je nakonec zodpovědný ten, kdo upevnění montuje. Montáž a instalaci elektrických částí směji provádět jen pověření odborní pracovníci. Dodržujte popisy a údaje o hmotnosti uvedené v návodu k montáži. Dodržujte uvedené údaje o maximální hmotnosti při přetížení, které je způsobeno hrajícími si dětmi, lidmi, materiálem nebo jinými vlivy, nepřebíráme jako výrobce nábytku záruku! Bezvadná funkce nábytku je zaručena jen při postavení nábytku ve správné vsívisle a vodorovné poloze. Dvířka jsou předem nastavená, případně je ale nutné je znovu seřídít / nastavit podle místních podmínek! Všechny elektrické instalace jsou provedeny podle platných norem příp. předpisů VDE (svaz německých elektrotechniků), CE, MM. Intenzita žárovky/zdroje světla, která se má použít, je uvedena na příslušné obzímce žárovky/zdroje světla. Při nedodržení maximálního výkonu ve Wattedch hrozí nebezpečí vznícení kvůli přehřátí. Zakrytí žárovky/zdroje světla je kvůli nebezpečí požáru zakázáno! Všechny šrouby a nosné spojovací prvky se mají po 5 až 6 týdnech dotáhnout, čímž se zajistí trvalá stabilita!

Nepoužívejte žádné abrazivní čisticí prostředky!

Pokud se nedodržují pokyny k provozu, návodu nebo montáži, provádějí se úpravy výrobků, vyměňují se díly za neoriginální nebo se používá spotřební materiál, který neodpovídá originálnímu, zaniká záruka nebo nároky plynoucí z odpovědnosti

Pozor upozornění!

- Naše povrchy s vysokým leskem jsou při dodání chráněny ochrannou fólií. Ponechejte ji na nábytku, dokud nebude kompletně smontovaný a nebude z něho odstraněný prach. Aby se zachovala cenná optika vysokého lesku, měli byste:
- . dát vysoce lesklé fólii po odstranění ochranné fólie hodinu čas na vytvrzení na pokojovém vzduchu,
 - . pro čištění povrchů používejte pouze vlhký bavlněný hadřík a trochu čisticího prostředku na skla.
 - . nepoužívejte ostrý čisticí prostředek s příměsí,
 - . povrchy otírejte mokřým hadrem,
 - . nepoužívejte pamí čistíč.
 - . nepoškozďte povrch ostrými předměty
 - . povrchy v žádném případě nevystavujte silnému slunečnímu Záření

Přejeme Vám hodně radosti s Vaším novým nábytkem.

Vaše oddělení vývoje nových výrobků

(GB) Dear Customer,

As a furniture manufacturer we would like to point out that an attachment is only as good as the connection between the attachment material (dowel) and masonry. In the case of suspension elements you should check your masonry and only use the appropriate dowels from specialist store. Ultimately it is the person carrying out the installation who is responsible for attachment to the masonry. The installation and laying of electrical lines and other items must only be performed by authorised specialists. Please note the descriptions and weight information in the installation instructions. Please observe the stated maximum weights; in the case of mechanical overloads caused by playing children, other individuals, materials etc. we do not accept any liability as the manufacturer of the furniture! The furniture is only guaranteed to work perfectly if it is set up to be plumbed and horizontal. The doors have been pre-adjusted, but may need to be realigned/readjusted in accordance with local conditions. All electrical installations have been produced in accordance with latest norms and regulations, such as those of the VDE (Association of German Electrical Engineers), CE and MM. The power of the bulbs to be used is amrket on the respective light fitting. If the maximum number of watts stated on the fitting is not complied with, there is a danger of fire from overheating. Covering the lamps and bulbs is strictly prohibited due to the danger of fire. All screws and load-bearing connecting parts should be tightened after 5 to 6 weeks in order to ensure long-term stability!

Do not use and abrasive cleaning materials!

If the operating or installation instructions are not complied with, modifications are carried out to the products, parts replaced or consumable materials used which do not correspond to the original parts, all warranty or liability claims shall become null and void.

Attention! Notice!

- Our high gloss surfaces have a protective foil when delivered. Please leave this foil on the furniture until it is completely assembled and all dust has been removed. To maintain the valuable high gloss appearance, you should:
- . expose the high gloss foil to the room air for an hour to allow it to harden after removing the protective foil.
 - . only use a damp cotton cloth and a small amount of glass cleaner to clean the surfaces.
 - . Do not use any aggressive cleaners with additives.
 - . Rub off the surfaces with a wet rag.
 - . Do not use a steam cleaner.
 - . Do not damage the surface with sharp objects.
 - . Do not in any case expose the surfaces to intense sunlight

We wish you plenty of enjoyment with your new furniture.

Your product development team

(FR) Cher client,

En tant que fabricant de meubles, nous souhaitons attirer votre attention sur le fait que la meilleure des fixations n'est rien sans la qualité du raccord entre le matériel de fixation (cheville) et la maçonnerie. Par conséquent, pensez à vérifier la maçonnerie avant d'accrocher les éléments hauts et utilisez uniquement les chevilles prévues à cette fin, achetées dans une grande surface spécialisée. En fin de compte, c'est l'installateur qui sera responsable de la fixation et la maçonnerie. Le montage et la pose des articles d'électroménager sont strictement l'affaire d'un personnel qualifié, dûment habilité. Veuillez observer les descriptions et les poids indiqués dans la notice de montage. Veuillez respecter les poids maxi spécifiés; en tant que fabricant de meubles, nous déclinons toute responsabilité en cas de surcharges cousées par des enfants qui jouent, d'autres personnes, du matériel divers ou provoquées par d'autres influences! Pour assurer le fonctionnement irréprochable du meuble, il faut veiller à l'installer parfaitement d'aplomb et à l'horizontale. Les portes sont préajustées, mais il sera peut-être nécessaire de les réalinger/régler à nouveau sur place! Toutes les installations électriques sont fabriquées selon les normes et prescriptions VDE, CE, MM en vigueur. La puissance à utiliser est précisée sur la douille de chaque lampe. Si le wattage max. n'est pas respecté, il existe un risque d'incendie dû à la surchauffe. Il est interdit de recouvrir la lampe, en raison du risque d'incendie! Il faut resserrer toutes les vis et les éléments de raccord porteurs aprcs 5 à 6 semaines, pour assurer une stabilité durable!

N'employez en aucun cas des nettoyants abrasifs!

Si les instructions de service, de commande ou de montage ne sont pas respectées, si de modifications sont apportées aux produits ou bien encore si de pièces sont remplacées ou si de consommables qui ne correspondent pas aux pièces d'origine sont utilisés, nous n'assumons alors aucune garantie et nous déclinons toute responsabilité dans ces cas.

Attention Reamrque!

- Nos surfaces haute brillance sont protégées à la livraison par un film protecteur. Veuillez le laisser sur le meuble jusqu'à ce qu'il soit entièrement installé et que la poussière soit supprimée. Pour obtenir un aspect de qualité et de haute brillance, vous devez
- . laisser durcir pendant une heure à l'air ambiant le film haute brillance aprcs avoir enlevé le film protecteur
 - . pour le nettoyage de surfaces utiliser uniquement un chiffon de coton humide et un peu de lave-vitre
 - . Ne pas utiliser de détergent agressif comportant des add-tifs
 - . Frotter les surfaces avec un chiffon humide.
 - . Ne pas utiliser de nettoyeur à vapeur
 - . Ne pas endommager la surface avec des objets coupants
 - . Ne pas soumettre les surfaces à un fort rayonnement solaire

Nous souhaitons que votre nouveau meuble vous donne entiere satisfaction

Votre service de développement de produits

(NL) Geachte klant,

Als meubelproducent willen wij u erover informeren dat een bevestiging slechts zo goed is als de verbinding tussen het bevestigingsmateriaal (plug) en de muur. Controleer daarom bij aan de muur hangende elementen uw muurconstructie en gebruik alleen hiervoor geschikte pluggen uit een speciaalzaak. Tenslotte is de monteur verantwoordelijk voor de bevestiging aan de muur. De montage en het leggen van kabels van elektrische artikelen mag uitsluitend door hiervoor bevoegd vakpersoneel worden uitgevoerd. Houd ook rekening met de beschrijvingen en de vermelde gewichten in de montagehandleiding. Neem de aangegeven maximumgewichten in acht. Bij overbelasting die door spelende kinderen, personen, materiaal of overige invloeden ontstaat, zijn wij als meubelproducent niet aansprakelijk! Het onberispelijk functioneren van het meubel is alleen gegarandeerd, wanneer dit horizontaal en vericaal waterpas wordt opgesteld. De deuren zijn vooraf ingesteld, moeten echter eventueel door de omstandigheden ter plaatse opnieuw worden afgesteld/ingesteld!

Alle elektrische aansluitingen voldoen aan de geldende normen resp. voorschriften van VDE, CE, MM. Het te gebruiken lampwattage is aangegeven op de betreffende lampfitting. Wanneer het maximaal geoorloofde wattage niet wordt aangehouden, bestaat brandgevaar door oververhitting. Het afdekken van de lamp is in verband met brandgevaar verboden! Alle schroeven en dragende verbindings-elementen moeten na 5 r 6 weken worden aangedraaid om een duurzame stabiliteit te waarborgen!

Gebruik geen schurende schoonmaakmiddelen!

Wanneer gebruiksvorschriften, bedienings- of montage-instructies niet worden opgevolgd, veranderingen aan de producten worden uitgevoerd, onderdelen worden vervangen of verbruiksmaterialen gebruikt, die niet overeenkomen met originele onderdelen, vervalt iedere garantie of aansprakelijkheid.

Opgelet instructie!

Onze hoogglanzende oppervlakken zijn bij de levering beschermd met een beschermfolie. Laat deze folie op het meubel tot het volledig is gemonteerd en vrij is van stof.

- . de hoogglanzende look te verkrijgen, dient u een uur de tijd voor de verharding achteraf in de omge vingslucht geven
- . voor de reiniging van de oppervlakken gebruikt u alleen een vochtige katoenen doek en een glasreinigingsproduct
- . Gebruik geen bijtend reinigingsmiddel met toevoegingsstoffen
- . Wrijf oppervlakken met een natte doek af.
- . Gebruik geen stoomreiniger
- . Beschadig het oppervlak niet met scherepe voorwerpen
- . Stel oppervlakken zeker niet bloot aan sterke zonnestralen

We wenden u nog veel plezier met het nieuwe meubel

De productontwikkelingsafdeling

(HR) Spo.tovani,

kot proizvajalec pohi.tva vas .elimo informirati, da je pritrđitev samo tako mo.na, kot je mo.na povezava .med pritrđilnim materialom (moznikom) in zidom. Pri elementih, ki so obe.eni, preverite zid in uporabite samo za zidove primerne moznike, ki ste jih nabavili v strokovni trgovini. Nenazadnje odgovarja monter za pritrđitev. Elektri.ne artikle naj vam polo.i in montira strokovnjak. Pri tem upo.tevajte opise ter podatke o te.i v navodilih za monta.o. Upo.tevajte podano maksimalno te.o - pri previsokih obremenitvah, ki nastanejo zaradi igranja otrok, bremen ljudi ali drugega materiala ali zaradi drugih obremenitev. kot proizvajalec pohi.tva ne prevzemamo nikakr.ne odgovornosti! Pravilno delovanje funkcij pohi.tva je zagotovljeno samo pri pravilni vodoravni in pravokotni postavitvi. Vrata so predhodno justirana, vendar jih je treba zaradi lokalnih pogojev na novo nastaviti! Vse elektri.ne instalacije so izdelane v skladu z veljavnimi standardi oz. predpisi VDE, CE in MM. Jakost uporabljenih .arnic je vedno navedena na vsakem posameznem okviru za svetilo. Pri neupo.tevanju maks. .tevila vatov obstaja zaradi pregretja nevarnost po.ara. Svetil zaradi nevarnosti po.ara ni dopustno prekrivati! Vse vijake in nosilne povezovalne dele po 5 do 6 tednih naknadno privija.ite, da boste zagotovili stalno trdnost povezav!

Ne uporabljajte .istil za drgnjenje!

V primeru neupo.tevanja navodil za delovanje, uporabo in monta.o, in v primeru izvajanja sprememb na produktih ter menjave delov ali porabnega materiala, ki ne ustrezajo originalnim delom, izgubi kupec vse pravice do uveljavljanja garancije.

Pozor uputa!

Naše površine visokog sjaja zaštićene su tijekom isporuke zaštitnom folijom. Ostavite ovu na namještaju, dok nije u cijelosti montiran i oslobođen od prašine. Da biste dobili vrjednu optiku visokog sjaja, trebali biste

- . ostaviti foliju visokog sjaja, nakon uklanjanja zaštitne folije, sat vremena na sobnom zraku radi naknadnog otvrdnjavanja;
- . koristiti vlažnu pamučnu krpu i nešto sredstva za čišćenje stakla za čišćenje površina,
- . ne koristiti oštre deterđente s dodacima,
- . obrisati površine s mokrom krpom,
- . ne koristiti pami čistač;
- . ne ošteti površinu ostrim predmetima;
- . ne izlagati površine ni pod kojim okolnostima jakom sunčanom ozraćivanju.

Želimo Vam puno srećnih trenutaka sa svojim novim amještajem.

Vaš razvoj proizvoda

(PL) Szanowni Klienci!

Jako producent mebli pragniemy Państwu przypomnieć, że umocowanie mebli jest tak dobre, jak dobre jest połączenie pomiędzy materiałem mocującym (kołkiem rozporowym) a ścianą. Proszę zatem w przypadku elementów wiszących sprawdzić wytrzymałość muru i użyć do ich zamocowania wyłącznie przeznaczonych do tego kołków ze sklepu specjalistycznego. Ostateczną odpowiedzialność za przymocowanie do ściany ponosi monter mebli. Montaż artykułów elektrycznych i ich ułożenie należy powierzyć wyłącznie autoryzowanemu personelowi. Proszę zastosować się do opisów oraz ciężarów podanych w instrukcji montażu. Proszę przestrzegać podanych ciężarów maksymalnych. W przypadku nadmiernego obciążenia, powstałego w wyniku bawiących się dzieci, osób, materiału lub z innych powodów jako producent mebli nie ponosimy odpowiedzialności! Nienaganne funkcjonowanie mebla jest zagwarantowane wówczas w przypadku jego prawidłowego pionowego i poziomego ustawienia. Drzwi zostały odpowiednio ustawione, ale ze względu na warunki lokalne należy je ewentualnie ustawić na nowo/wyregulować! Wszystkie instalacje elektryczne wykonano zgodnie z obowiązującymi normami lub przepisami VDE, CE, MM. Na każdej oprawce lampowej podana jest moc żarówek, których należy używać. W przypadku nieprzestrzegania maksymalnej ilości watów istnieje niebezpieczeństwo pożaru w wyniku przegrzania. Żarówek nie wolno przykrywać względu na niebezpieczeństwo pożaru! Dla zapewnienia trwałej stateczności po 5-6 tygodniach należy dokręcić wszystkie śruby i nośne elementy łączące! Nie używać żadnych środków czyszczących wymagających szorowania! W przypadku nieprzestrzegania instrukcji użytkowania, obsługi i montażu, dokonywania zmian w produktach, wymiany części lub używania materiałów zużywających się, które nie odpowiadają częściom oryginalnym, wyklucza się jakąkolwiek gwarancję lub roszczenia z tytułu odpowiedzialności cywilnej.

Uwaga informacja!

Nasze powierzchnie o wysokim połysku są fabrycznie ochronione specjalną folią ochronną. Prosimy pozostawić ją na meblach do momentu zmontowania i usunięcia kurzu. Aby otrzymać wysoki połysk, należy

- . po usunięciu folii ochronnej pozostawić folię polyskową przez godzinę w pomieszczeniu do stwardnienia
- . stosować do czyszczenia wyłącznie bawełnianą szmatkę i odrobinę środka do mycia szkła
- . nie stosować ostrych środków czyszczących z dodatkami
- . ścierać powierzchnie wilgotną szmatką
- . nie stosować myjki parowej
- . Nie uszkodzić powierzchni ostrymi przedmiotami.
- . W żadnym wypadku nie narażać powierzchni na mocne promieniowanie słoneczne.

Życzymy przyjemnego użytkowania i zadowolenia z nowych mebli.

Dział Rozwoju Produktu

(HU) Tisztelt Ügyfelünk!

Mint bútorgyártó arról szeretnénk tájékoztatni Önt, hogy a rögzített szerekzetek minősége a rögzítő anyag (tipli) és a fal közti összeköttetés minőségétől függ. Falra szerelt egyszék esetén ellenőrizze a fal adottságait és csakis szakkereskedelemből származó, a rögzítéshez megfelelő tipliket használjon. Vágsó sroron a bútor felszerelő személy felelős a falra történő rögzítésért. A villamossági cikkek szerelését és elhelyezését csakis erre jogosult szakember végezheti. Kérjük, vegye figyelembe az összeszerelési útmutatóban szereplő leírásokat és súlyadatokat. Tartsa be a megadott maximális súlyhatárokat. A bútor játsszó gyermekek, személyek, anyagok vagy egyéb behatások okozta túlterhelésért a bútorgyártót nem terheli felelősség. A bútor kifogástalan működése csakis pontosan függőleges helyzetben garantált. Az ajtók előre be vannak állítva, a helyi adottságok függvényében azonban szükség esetén újra be kell állítani/igayítani őket. A villamos berendezések a német VDE, CE és MM érvényes szabványainak és előírásainak megfelelően készültek. A világítotestek megfelelő erőssége az adott lámpa foglalátán található meg. A max. watt-szám be nem tartása esetén túlforrásodás esetében fellépő tűzveszély áll fenn. A világítotesteket tűzveszély miatt nem szabad letakarni! inden csavart és tartó összekötő részt 5-6 hét elteltével újra meg kell húzni a bútor álló helyzetben való artós biztonsága érdekében.

Nem használjon habzó tisztítószereket!

Az üzemeltetési, kezelési ill. szerelési útmutató utasításainak be nem tartása, a terméken végzett változtatások, részek kicserélése, vagy az eredeti részeknek meg nem felelő anyagokat felhasználása esetén mindennemű szavatosság és felelősség kizárt.

Figyelem, olvassa el a tanácsot!

A fényes felületeket a kiszállítás során védőfóliával védjük. Hagyja a fóliát a bútoron addig, amíg azt teljesen össze nem szerellete és nem távolította el róla a port. Az értékes fényes felület megóvásához tegye a következőket:

- . Hagyja a fényes fóliát a védőfólia eltávolítása után egy órát keményedni a helyiség levegőjében
- . A felületek tisztításához kizárólag nedves pamutkendőt és egy kevés ablaktisztítót használjon.
- . Ne használjon éles szemcsés tisztítószerket.
- . A felületet törölje át egy nedves ronggyal.
- . Ne használjon gőzölős tisztítóeszközt.
- . A felületet óvja a kemény tárgyakkal való sérüléstől.
- . A felület minding óvni kell az erős napsütéstől.

Reméljük, sok örömet lel ay új bútor használatában.

A termékfejlesztők

(SK) Vážení zákazníci,

ako výrobca nábytku by sme Vás chceli informovať o tom, že nové upevnenie je len také dobré, aké dobré je spojenie medzi spojovacím materiálom (hmoždinky) a murivom. Pri visiacich elementoch kontrolujte Vaše murivo a použité na príslušné murivo iba určenú hmoždinku zo stavebnín. V konečnom dôsledku je za upevnenie na murive zodpovedný montér. Montáž a pokládku elektrických materiálov a spotrebičov smie vykonávať iba autorizovaný odborný personál. Prosíme, dodržte popisy a údaje o hmotnosti v návode na montáž. Dodržiavajte uvádzané údaje o maximálnej hmotnosti pri preťažení, ktoré môžu spôsobiť hrajúce sa deti, ľudia, materiál, alebo iné vplyvy - my, ako výrobca nábytku nepreberáme žiadne ručenie! Bezchybná funkcia nábytku je zaručená iba pri kolmom a vodorovnom postavení. Dvere sú vopred nastavené, v prípade potreby na základe miestnych podmienok je však nutné ich znovu vyvážiti/nastaviť! Všetky elektrické inštalácie sú zhotovené podľa platných noriem, resp. predpisov VDE, CE, MM. Síla osvetľovacích telies, ktoré sa majú použiť, je uvedená na objímkach príslušných žiaroviek. Pri nedodržaní maximálnych Wattov vzniká na základe prehriatia riziko požiaru. Neprikrývajte osvetľovacie telesá žiari riziku požiaru! Všetky skrutky, ako aj nosné spojovacie diely by sa mali po 5 až 6 týždňoch dotiahnuť, aby bola zaručená trvalá stabilita!

Nepoužívajte žiadne drsné čistiace prostriedky!

Ak nebudú dodržané prevádzkové návody, návody na obsluhu alebo montáž, ak sa budú na produktoch vykonávať zmeny, vymieňať diely alebo ak sa bude používať spotrebný materiál, ktorý nezodpovedá originálnym dielom, odpadá akákoľvek záruka alebo akékoľvek nároky na ručenie.

Upozornenie!

- Leštené plochy sú pri dodaní chránené ochrannou fóliou. Túto fóliu neodstraňujte skôr, ako nábytok zmontujete a zbavíte ochrany.
- Aby ste zachovali vzhľad lešteného povrchu, mali by ste
- leštenú fóliu po odstránení ochrannej fólie nechať na vzduchu približne jednu hodinu zatvrdnúť,
 - pre čistenie povrchu používať len vlhkú bavlnenú utierku a malé množstvo umývacieho prostriedku na sklá.
 - Nepoužívajte žiadny ostrý čistiaci prostriedok s prídavnými látkami.
 - Povrchy vydrhnite mokrou handrou.
 - Nepoužívajte parný čistič.
 - Povrchy nepoškodzujte ostrými predmetmi.
 - Povrchy v žiadnom prípade nevystavujte silnému slnečnému žiareniu.

Želáme vám veľa radosti s vašim novým nábytkom.

Váš vývoj výrobku

(RUS) Уважаемый клиент!

Являясь производителем мебели, мы хотели бы проинформировать Вас о том, что любой крепеж надежен настолько же, насколько надежно соединение между крепежным материалом (дюбелем) и стеной. Поэтому в случае с подвесными элементами, пожалуйста, проверьте надежность Вашей стены и используйте только подходящие дюбели, которые предлагаются в специальных строительных магазинах. В конечном итоге ответственность за крепеж несет специалист, осуществляющий монтаж. Монтаж и установку электрического оборудования следует поручать только авторизованным электрикам-специалистам. Следуйте описанию и соблюдайте данные по весу, приведенные в инструкции по монтажу. Пожалуйста, придерживайтесь указанных максимальных значений по весу. При перегрузках, причиной возникновения которых являются играющие дети, люди, материалы или иные причины, мы, как производители мебели, ответственности не несем! Безупречные эксплуатационные характеристики мебели обеспечиваются только в том случае, если мебель правильно сортирована в горизонтальной и вертикальной плоскости. Двери поставляются отрегулированными, однако и они требуют определенной дополнительной настройки с учетом местных условий! Любые электротехнические работы следует осуществлять в соответствии с местными законодательными нормами и предписаниями. Рекомендуемая яркость осветительных элементов указывается на патроне лампы. При несоблюдении ограничения по максимальной мощности освещения существует опасность пожара вследствие перегрева. По причине опасности пожара запрещается накрывать осветительные элементы! Все винтовые крепления, равно как и соединительные элементы следует подтянуть через 5 - 6 недель после завершения монтажа для обеспечения долгосрочной надежной фиксации!

Не пользуйтесь абразивными чистящими средствами! При несоблюдении инструкций по эксплуатации, обслуживанию и монтажу, а также при осуществлении изменений изделия, замены деталей или применении иных расходных материалов, не соответствующих оригинальным деталям, гарантия прекращает свое действие, равно как и иные претензии, касающиеся ответственности изготовителя.

Обратите внимание!

- Наши изд с поверхностью с зеркальным блеском поставляются защищенными специальной пленкой. Оставляйте ее на мебели, пока она не будет полностью установлена и пыль будет полностью убрана.
- Чтобы добиться благородного зеркального блеска, необходимо:
- после снятия защитной пленки оставить пленку с зеркальным блеском для дополнительной закалки в воздухе комнаты на один час,
 - для чистки поверхностей используйте только влажные хлопчатобумажные салфетки и немного средства для чистки стекла.
 - Не использовать острые средства чистки с присадками.
 - Протирать поверхность влажной тряпкой.
 - Не использовать порошочиститель.
 - Не повреждать поверхность острыми предметами.
 - Ни в коем случае не допускать попадания на поверхность прямых солнечных лучей.
- Желаем Вам получить большое удовольствие от своей мягкой мебели.
- С наилучшими пожеланиями, коллектив разработчиков**

(SLO) Cijenjeni kupče,

kao proizvođač namještaja želimo Vas informirati o tome da učvršćenje drži ukoliko je dobar spoj između materijala za pričvršćenje (moždanik) i zida. Kod visećih elemenata ispitajte zide i koristite samo moždanike predviđene za to iz specijalizirane stručne trgovine. Najzad, monte je odgovoran za učvršćenje na zidu. Montažu i položenje elektro-artikala može izvršavati samo autorizirano stručno osoblje. Pazite na opise i podatke o težini u uputstvu za montažu. Pridržavajte se navedenih podataka o maksimalnoj težini u slučaju propterećenja izazvanih zbog djece koja se igraju, ljudi, materijala ili drugih utjecaja kao proizvođač namještaja je zajamčena samo kod vertikalne i vodoravne montaže. Vrata su prednamještena, ali u danom slučaju se moraju nanovo centrirati/podesiti, na osnovi lokalnih uvjeta! Sve električne instalacije su izvedene prema vrjedećim VDE-, CE-, MM-normama odnosno-propisima. Jačina rasvjetnog sredstva koju treba koristiti, navedena je na dotičnom grlu žarulje. U slučaju nepridržavanja maksimalne vataže, postoji opasnost od požara zbog pregrijavanja. Ne smije se pokriti rasvjetno sredstvo zbog opasnosti od požara! Sve vijke kao i poseče spojne dijelove treba naknadno pritegnuti poslije 5 do 6 tjedana da bi tako bila zajamčena trajna stabilnost!

Nemojte koristiti ribajuća sredstva za čišćenje!

Ukoliko se na prdržavate pogonskoj uputi, uputi za rad ili za montažu, ako vršite promjene na proizvodima, izmijenite dijelove ili koristite potrošne materijale koji ne odgovaraju originalnim dijelovima, otpada svaka garancija i svaki zahjev za jamčenjem.

Pozor, napotek!

- Naše visokosijajne površine so pri dobavi zašćitene s folijo. Pustite jo na pohištvo, dokler ni v celoti montirano ter ga tako zašćitite pred prahom.
- Da bi obdržali dragocen izgled visokega sijaja, morate
- visokosijajno folijo po odstranitvi zašćitne folije eno uro dati na sobno temperaturo, da se strdi
 - za čišćenje površin uporabljajte samo vlažno bombažno krpo in malo čistila za steklo
 - Ne uporabljajte ostrih čistil z dodatki.
 - Površine zdrgnite z mokro krpo
 - ne uporabljajte parnega čistilnika.
 - Ne poškodujte površine z ostrimi predmeti
 - V nobenem primeru ne izpostavljajte površin močnim sončnim žarkom

Želimo vam še mnogo veselja z vašim novim pohištvom.

Vaš razvojni oddelek

(TR) Dederli Müşterimizö

Mobilya üreticisi olarak, yapacağınız sabitleme işlemleri ancak sabitleme malzemesi (dübel) ve duvar arasındaki bağlantı kadar iyi olabilir. Askıy elemanları kullanırken duvarınızın kontrol edin ve sadece buna uygun dübeller kullanın. Duvara yapılıacak sabitleme işleminde montaj elemanı sorumludur. Elektrik ekipmanlarının montajı ve bunların döşenmesi yalnızca yetkili teknik personel tarafından uygulanmalıdır. Montaj talimatında bulunan açıklamaları ve adlı bilgilerini dikkate alın. Belirtilen maks. adlı bilgilerine riayet edin. Oyun oynayan çocuklardan, insanlardan, malzemelerden veya başka etkenlerden kaynaklanan adlı yüklenmelerde mobilya üreticisi olarak sorum kabul etmiyoruz!

Mobilyanın kusursuz halde çalışması dik ve yatay yönde kurulum yapıldığında sadlanıy. Kapılar önceden ayarlanmıyır, ancak gerektirdinde yerel koşullardan dolayı yeniden hizalanmalı/ayarlanmalıdır! Tüm elektrik tesisatları geçerli VDE, CE, MM normalarına veya talimatlarına göre ürettimiştir. Maks. Watt sayısına uyulamadığında adlı yarınlma sonucunu yangın riski söz konusudur. Yangın riski nedeniyle lambanın üzerinin örtülmesi yasaktır! Kalıcı bir denge sadlamak için tüm civvatarlar ve tatıyıcı bağlantı noktaları 5 ila 6 hafta sonra tekrar sıkılmalıdır.

Aşındırıcı temizlik gereçleri kullanmayın!

Kullanım kılavuzuna veya montaj bakım talimatlarına uyulmazsa, ürünler üzerinde dedışiklikler yapıyrsa, parçalar dedıştirilirse veya orijinal parçalara uygun olmayan sarf malzemeleri kullanıyrsa, her tür garanti ve tazminat hakkı geçersiz olur.

Dikkat, Bilgilendirme!

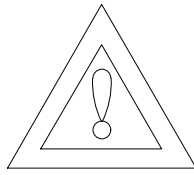
- Yüksek parlaklıktaki yüzeylerimiz teslimat esnasında bir koruma folyosu ile korunmaktadır. Mobilyalar tamamen monte edilip tozdan arındırıldıktan sonra folyoyu üzerinde bıyırakınız. Dederli yüksek parlak görüntünün kalmasını sadlamak için:
- yüksek parlaklıktaki folyoya koruma folyosu çykarıldıktan sonra oda havasında sertleşmesi için bir saatlik bir zaman tanyıyınız.
 - Yüzeylerin temizliği için sadece nemli pamuk bez ile biraz cam temizleyici kullanıyınız.
 - Ek maddeler içeren keskin temizlik malzemeleri kullanmayıyınız.
 - Yüzeyleri ıslak bir bezle ovunuz.
 - Buharı temizleyici kullanmayıyınız.
 - Yüzeye keskin aletlerle zarar vermeyiniz
 - Yüzeyi hiçbir surette güçlü güneş ıtınlarına maruz bıyırakmay ıyınız.

Yeni mobilyanızla sevinç duymayıyız dileriz.

Ürün Geliştirme Departmanı

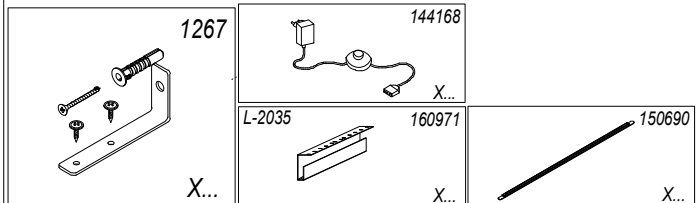
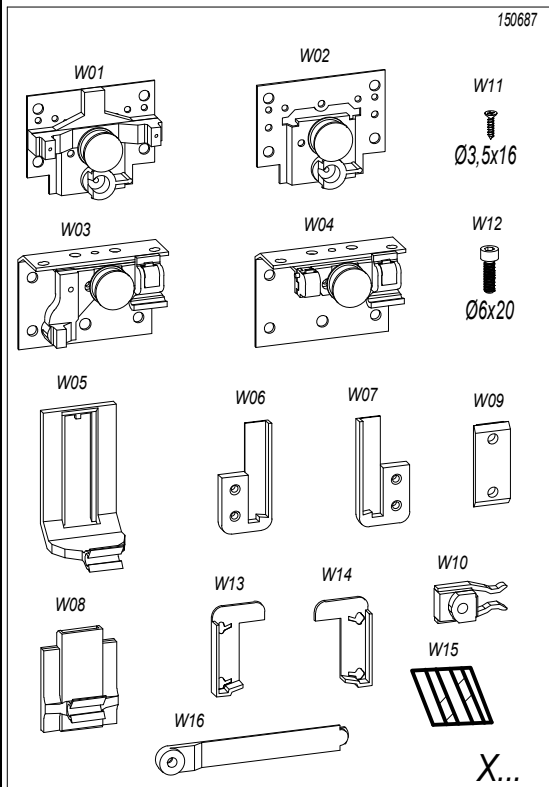
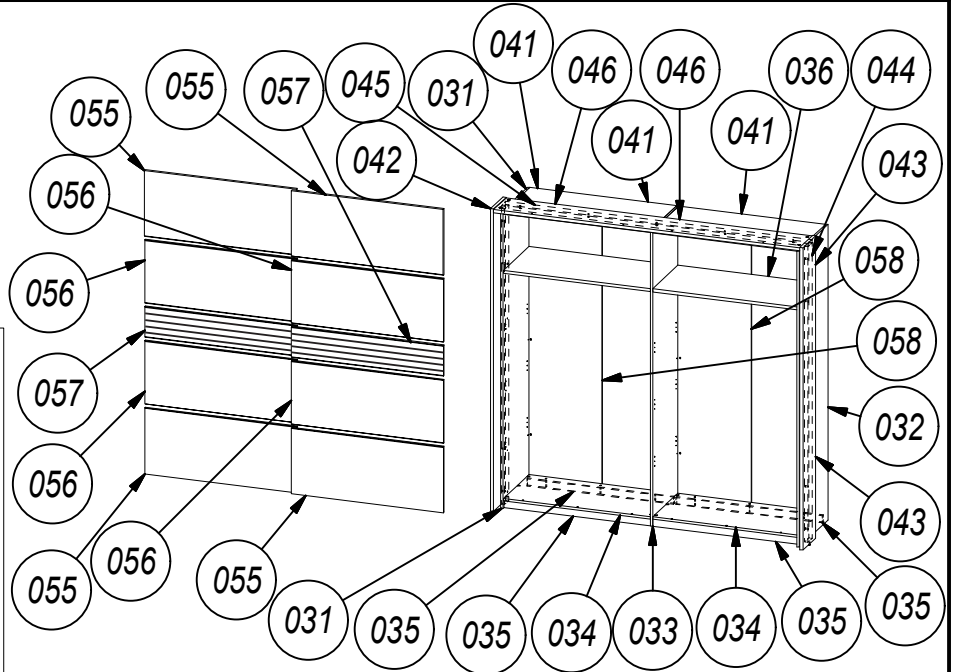
MELIKA 302SX

A4MKTS302SX



Information zur Reklamationsbearbeitung:
Geben Sie bitte bei Reklamationen Modellnummer, Type sowie die Ersatzteilnummer der benötigten Bauteile an. Ebenfalls müssen Sie Ihre Auftragsnummer angeben.

Mail : kundendienst@forestdream.de



US Ø4x40 1560 X...	UP Ø4x55 21402 X...	L-2076 160845 X...	L-2072 160846 X...	L-1024 161050 X...	160973 X...
157631 X...	1556 X...	150722 X...	150691 X...	US Ø3,5x13 1011 X...	Ø8x28 1018 X...
UP Ø3,5x13 1014 X...	1305 X...	EURO W Ø6,3x10 150922 X...	EURO S Ø6,3x11 149345 X...	Ø7x50 1354 X...	98x20 1270 X...
Ø20 146832 X...	146831 X...	L-11 mm 11809 X...	Ø15x12,5 123894 X...	126x15x2 9285 X...	Ø20 143031 X...

Grund der Beanstandung.....

Name..... Telefon:..... Kunden Nr:.....

Kommissions-AB.-Nr:..... PLZ:..... Ort:.....

Fax:..... E-mail:..... Strasse:..... Haus-Nr:.....