

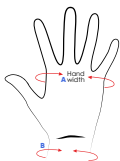


# STANDARD WOMEN SET

## 903243

**POWERSLIDE®**

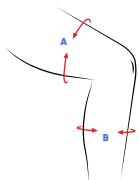
SIZE		INCH	CM
<b>S</b>	<b>A</b>	6,75-7,75	17,5-19,5
	<b>B</b>	5,5-7,5	14-19
<b>M</b>	<b>A</b>	7,75-8,5	19,5-21,5
	<b>B</b>	6,5-8	16,5-20
<b>L</b>	<b>A</b>	8,5-9	21,5-23
	<b>B</b>	7,5-8,5	19-22
<b>XL</b>	<b>A</b>	6-6,75	23-26
	<b>B</b>	8,25-9,5	21-24



**A** Center of the hand  
**B** Center of the wrist

With your hand open, measure around the circumference of your hand, at the base of your knuckles.

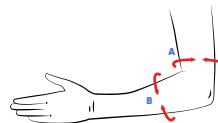
SIZE		INCH	CM
<b>S</b>	<b>A</b>	12 - 14	30 - 36
	<b>B</b>	10,25 - 11,5	26 - 29
<b>M</b>	<b>A</b>	15 - 17	37 - 43
	<b>B</b>	11,5 - 13	29 - 33
<b>L</b>	<b>A</b>	17,5 - 20	44 - 51
	<b>B</b>	13,5 - 15,5	35 - 40
<b>XL</b>	<b>A</b>	20 - 23	51 - 57
	<b>B</b>	16,5 - 18,5	42 - 47



**A** 4" above knee center  
**B** 4" below knee center

Measure the circumference of the thigh, taken 4" above the center of the kneecap, and the circumference of the calf, taken 4" below the center of the kneecap

SIZE		INCH	CM
<b>S</b>	<b>A</b>	10,25-11,5	26-29
	<b>B</b>	10-10,5	25-27
<b>M</b>	<b>A</b>	11,5-12,25	29-31
	<b>B</b>	10,5-11	27-28
<b>L</b>	<b>A</b>	12,25-13,5	31-34
	<b>B</b>	11-11,5	28-29
<b>XL</b>	<b>A</b>	13,5-15	35-38
	<b>B</b>	11,5-12,5	29-32



**A** 5" above elbow center  
**B** 4" below elbow center

Measure the circumference 5" above the elbow center and measure the circumference 4" below elbow center