

20 MIN


2 X



- (D) AUFBAUANLEITUNG
- (NL) HANDLEIDING VOOR DE MONTAGE
- (TR) MONTAJ TALIMATI
- (RO) INSTRUCȚIUNI DE ASAMBLARE
- (F) INSTRUCTION D'ASSEMBLAGE
- (CZ) POKYNY K MONTÁŽI
- (BG) ИНСТРУКЦИИ ЗА МОНТАЖ
- (HR) UPUTSTVA ZA MONTAŽU

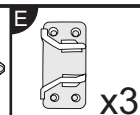
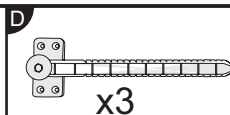
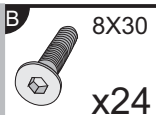
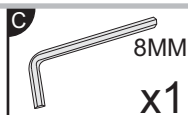
- (GB) ASSEMBLY INSTRUCTIONS
- (PL) INSTRUKCJA MONTAŻU
- (RU) Инструкция по монтажу
- (I) PROCEDURA DI ASSEMBLAGGIO
- (SK) POKYNY K MONTÁŽI
- (HU) ÖSSZESZERELÉSI ÚTMUTATÓ
- (SLO) NAVODILA ZA MONTAŽO
- (S) MONTERINGSANVISNING
- (LT) DIEGIMO INSTRUKCIJOS
- (E) INSTRUCCIONES DE MONTAJE

MODEL "BAHAMAS"



1/3

ECKE-1-ECKE



hardware bag/sachet matériel/zubehörbeutel/sachetti materiale/bolsa de materiales/worek materiałowy

pre-assembled/ pre assemble/vormontiert/premontato/wstępnie zamontowane

0
10
20
30
40
50
60
70
80
90

①

②

100
110
120
130
140
150
160
170
180

③

④

I01-10.01.2023



LE TRI FACILE



BAC DE TRI

20 MIN


2 X



- (D) AUFBAUANLEITUNG
- (NL) HANDLEIDING VOOR DE MONTAGE
- (TR) MONTAJ TALIMATI
- (RO) INSTRUCIUNI DE ASAMBLARE
- (F) INSTRUCTION D'ASSEMBLAGE
- (CZ) POKYNY K MONTÁŽI
- (BG) ИНСТРУКЦИИ ЗА МОНТАЖ
- (HR) UPUTSTVA ZA MONTAŽU

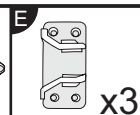
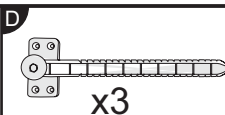
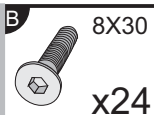
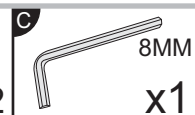
- (GB) ASSEMBLY INSTRUCTIONS
- (PL) INSTRUKCJA MONTAŻU
- (RU) Инструкция по монтажу
- (I) PROCEDURA DI ASSEMBLAGGIO
- (SK) POKYNY K MONTÁŽI
- (HU) ÖSSZESZERELÉSI ÚTMUTATÓ
- (SLO) NAVODILA ZA MONTAŽO
- (S) MONTERINGSANVISNING
- (LT) DIEGIMO INSTRUKCIJOS
- (E) INSTRUCCIONES DE MONTAJE

MODEL "BAHAMAS"



2/3

ECKE-1-ECKE



hardware bag/sachet matériel/zubehörbeutel/sachetti materiale/bolsa de materiales/worek materiałowy

pre-assembled/ pre assemble/vormontiert/premontato/wstępnie zamontowane

0
10
20
30
40
50
60
70
80
90

①

②

100
110
120
130
140
150
160
170
180

③

④



LE TRI FACILE



BAC DE TRI

20 MIN


2 X



(D) AUFBAUANLEITUNG
 (NL) HANDLEIDING VOOR DE MONTAGE
 (TR) MONTAJ TALIMATI
 (RO) INSTRUCTIUNI DE ASAMBLARE
 (F) INSTRUCTION D'ASSEMBLAGE
 (CZ) POKYNY K MONTÁŽI
 (BG) ИНСТРУКЦИИ ЗА МОНТАЖ
 (HR) UPUTSTVA ZA MONTAŽU

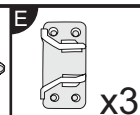
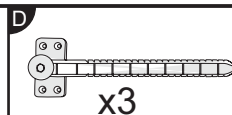
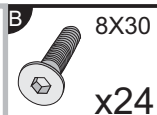
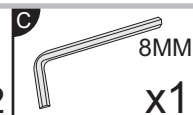
(GB) ASSEMBLY INSTRUCTIONS
 (PL) INSTRUKCJA MONTAŻU
 (RU) ИНСТРУКЦИЯ ПО МОНТАЖУ
 (I) PROCEDURA DI ASSEMBLAGGIO
 (SK) POKYNY K MONTÁŽI
 (HU) ÖSSZESZERELÉSI ÚTMUTATÓ
 (SLO) NAVODILA ZA MONTAŽO
 (S) MONTERINGSANVISNING
 (LT) DIEGIMO INSTRUKCIJOS
 (E) INSTRUCCIONES DE MONTAJE

MODEL "BAHAMAS"



3/3

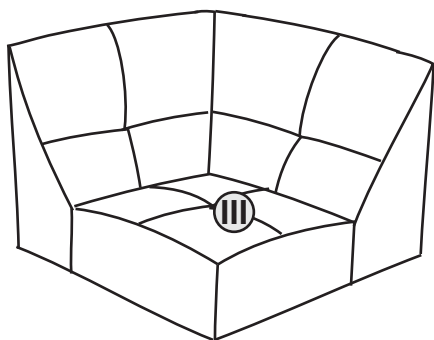
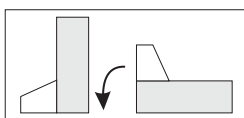
ECKE-1-ECKE



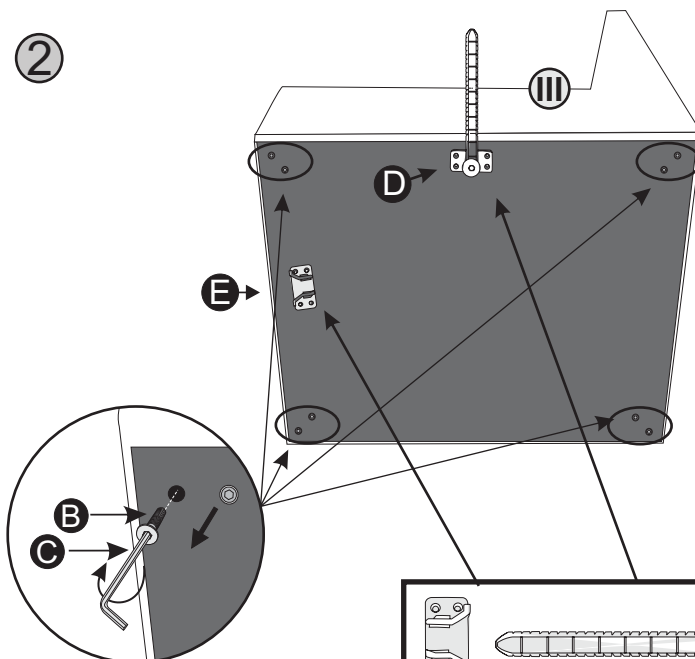
hardware bag/sachet matériel/zubehörbeutel/sachetti materiale/bolsa de materiales/worek materiałowy

pre-assembled/ pre assemble/vormontiert/premontato/wstępnie/zamontowane

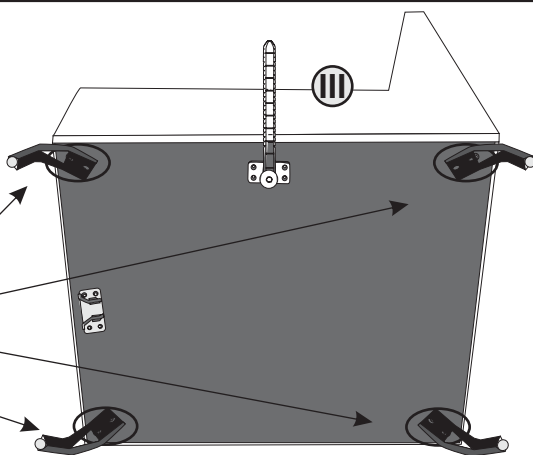
①




②



③



④

LE TRI
+ FACILEBAC
DE
TRI

I01-10.01.2023

20 MIN



2 X



- (D) AUFBAUANLEITUNG
- (NL) HANDLEIDING VOOR DE MONTAGE
- (TR) MONTAJ TALIMATI
- (RO) INSTRUCȚIUNI DE ASAMBLARE
- (F) INSTRUCTION D'ASSEMBLAGE
- (CZ) POKYNY K MONTÁŽI
- (BG) ИНСТРУКЦИИ ЗА МОНТАЖ
- (HR) UPUTSTVA ZA MONTAŽU

- (GB) ASSEMBLY INSTRUCTIONS
- (PL) INSTRUKCJA MONTAŻU
- (RU) Инструкция по монтажу
- (I) PROCEDURA DI ASSEMBLAGGIO
- (SK) POKYNY K MONTÁŽI
- (HU) ÖSSZESZERELÉSI ÚTMUTATÓ
- (SLO) NAVODILA ZA MONTAŽO
- (S) MONTERINGSANVISNING
- (LT) DIEGIMO INSTRUKCIJOS
- (E) INSTRUCCIONES DE MONTAJE

MODEL

“BAHAMAS”**ECKE-1-ECKE**

Le produit destiné à un usage domestique.

Après assemblage de ce produit, il est conseillé d'aérer régulièrement la pièce pendant quelques jours.
Risque de pincement lors de la fermeture du coffre.

The product is intended for domestic use.

After assembling this product, it is advisable to ventilate the room regularly for a few days!
Risk of being pinched when closing the box.

**LE TRI
+ FACILE**