

THANK YOU FOR BUYING PLAYWOOD.
ENJOY YOUR ASSEMBLY KIT AND
START NEW PROJECTS.



IT GRAZIE PER AVER ACQUISTATO I CONNETTORI PLAYWOOD
EN THANK YOU FOR BUYING PLAYWOOD CONNECTORS
DE VIELN DANK, DASS SIE PLAYWOOD VERBINDUNGSSTÜCKE ERWORBEN HABEN
FR MERCI D'AVOIR ACHETÉ LES CONNECTEURS PLAYWOOD
ES GRACIAS POR COMPRAR LOS CONECTORES DE PLAYWOOD



x4



x4



x4

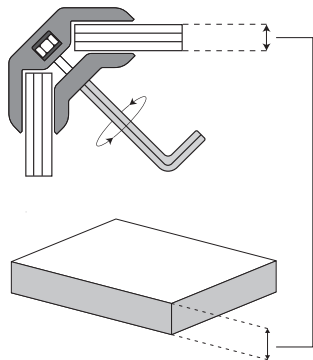


x4



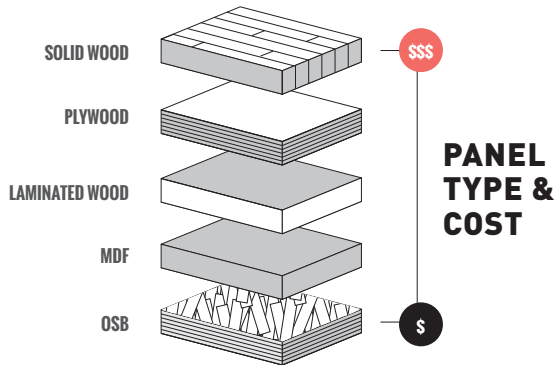
x1

IT ALL'INTERNO DELLA CONFEZIONE
EN IN THE BOX
DE IN DER VERPACKUNG
FR DANS LA BOÎTE
ES DENTRO DE LA CAJA



PANEL THICKNESS

16~19 mm



IT LO SPESSORE DEI PANNELLI DEVE OBBLIGATORIAMENTE ESSERE UNIFORME E DI MISURA COMPRESA TRA 16 - 19 MM

EN PANELS THICKNESS MUST BE UNIFORM AND BETWEEN 16 - 19 MM

DE DIE PLATTEN MÜSSEN UNBEDINGT EINE STÄRKE VON 16 BIS 19 MM HABEN

FR L'ÉPAISSEUR UNIFORME DES PANNEAUX UTILISÉ ENTRE 16 -19 MM EST OBLIGATOIRE

ES EL ESPESOR DE LOS PANELES DEBE SER OBLIGATORIAMENTE UNIFORME Y CON UNA MEDIDA COMPRENDIDA ENTRE 16 - 19 MM





- IT** UTILIZZA SEMPRE LEGNO PROVENIENTE DA FORESTE SOSTENIBILI
- EN** WE SUGGEST YOU TO USE WOOD FROM SUSTAINABLE FORESTS
- DE** VERWENDEN SIE IMMER HOLZ, DAS AUS NACHHALTIGER FORSTWIRTSCHAFT STAMMT
- FR** ON VOUS SUGGÈRE D'UTILISER DU BOIS PROVENANT DE FORÊTS DURABLES
- ES** SUGERIMOS USAR SIEMPRE MADERA DE BOSQUES SOSTENIBLES



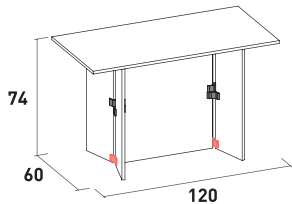
WE CAN INSPIRE YOU
**FOLLOW THE INSTRUCTIONS
OR VISIT OUR WEBSITE
TO TRY NEW DESIGNS**





- IT** SCARICA GRATUITAMENTE I NOSTRI DESIGN DAL SITO WWW.PLAYWOOD.IT
- EN** DOWNLOAD OUR FREE DESIGNS ON WWW.PLAYWOOD.IT
- DE** LADEN SIE UNSERE PROJEKTE KOSTENLOS VON PLAYWOOD.IT HERUNTER
- FR** TÉLÉCHARGEZ GRATUITEMENT NOTRE DESIGN SUR WWW.PLAYWOOD.IT
- ES** DESCARGA GRATUITAMENTE NUESTROS DISEÑOS DEL SITO WWW.PLAYWOOD.IT

x1  105°
x1  150°

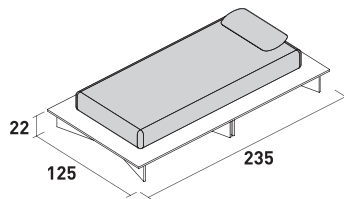
 15 min



1

x1  105°
x1  150°

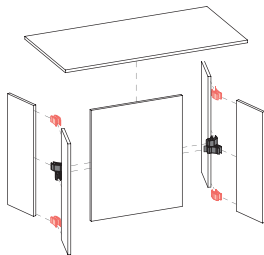
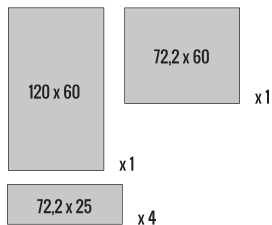
 15 min



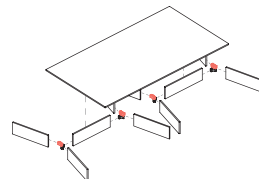
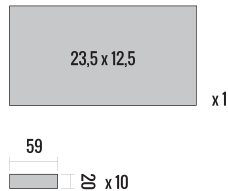
2

.....
mise in cm | mesure in cm | abmessungen in cm | mesures en cm | medidas en cm
.....

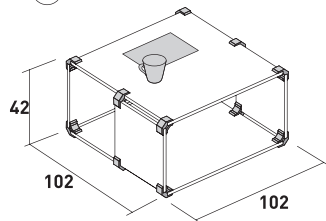
PANELS



PANELS

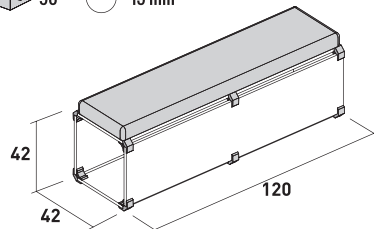


x 3  90°  15 min



3

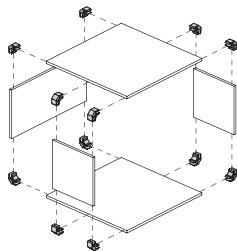
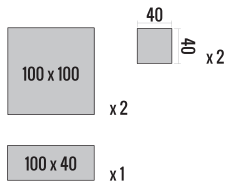
x 3  90°  15 min



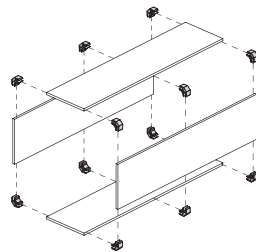
4

.....
mesure in cm | mesure in cm | abmessungen in cm | mesures en cm | medidas en cm
.....

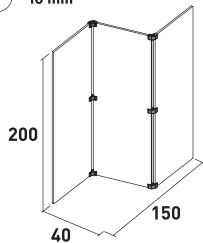
PANELS



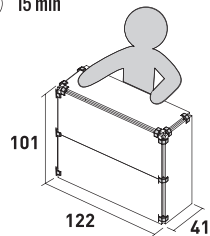
PANELS



x2  105°  10 min

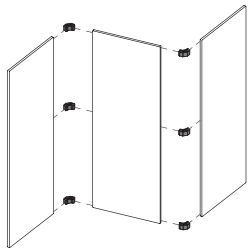


x3  90°  15 min

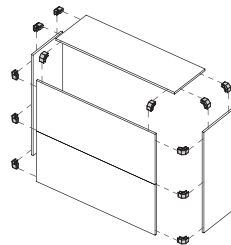
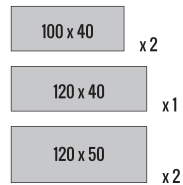


.....
mesure in cm | mesure in cm | abmessungen in cm | mesures en cm | medidas en cm
.....

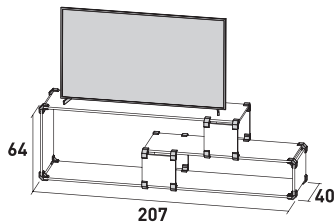
PANELS



PANELS

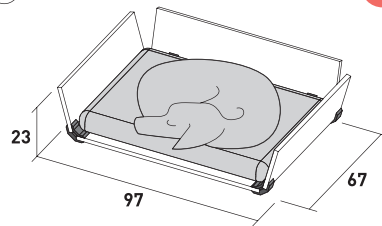


x 6  90°  30 min



9

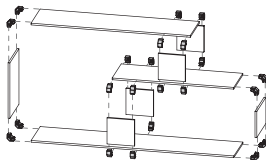
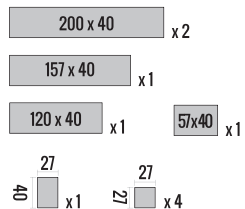
x 2  105°  10 min



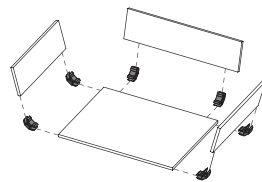
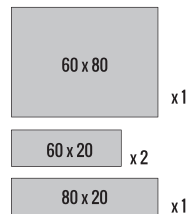
10

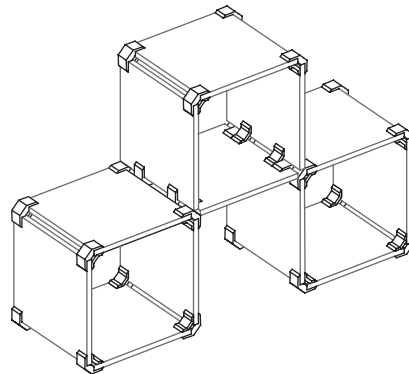
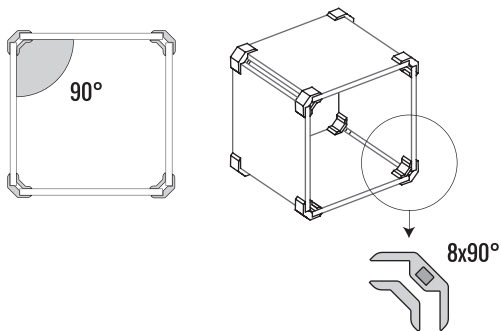
.....
misure in cm | mesure in cm | abmessungen in cm | mesures en cm | medidas en cm
.....

PANELS



PANELS





IT STRUTTURE CON ANGOLI A 90°

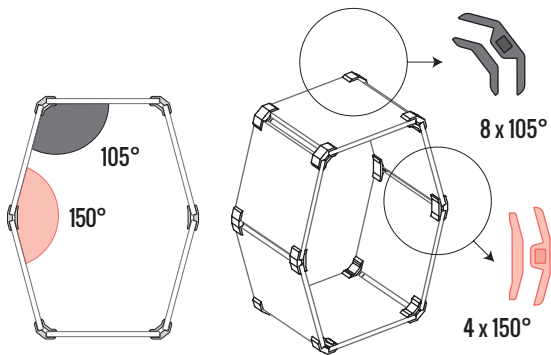
EN 90° DEGREES STRUCTURES

DE STRUKTUREN MIT 90° WINKEL

FR STRUCTURES AVEC DES ANGLES DE 90°

ES ESTRUCTURAS CON ÁNGULOS DE 90°

SQUARE-SHAPED STRUCTURE



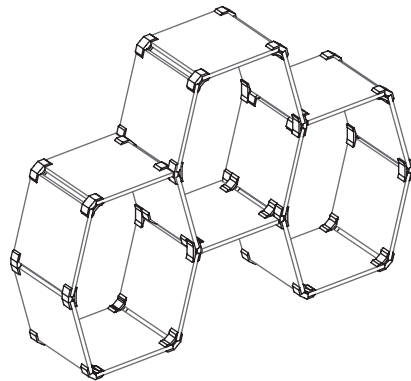
IT STRUTTURE CON ANGOLI A 105° E 150°

EN 105° AND 150° DEGREES STRUCTURES

DE STRUKTUREN MIT 105° UND 150° WINKEL

FR STRUCTURES AVEC DES ANGLES DE 105° ET 150°

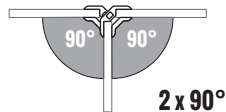
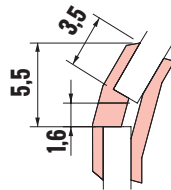
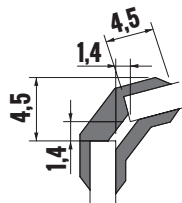
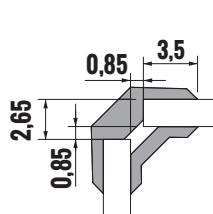
ES ESTRUCTURAS CON ÁNGULOS DE 105° Y 150°



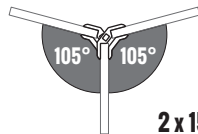
HEXAGONAL-SHAPED STRUCTURE



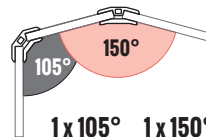
HOW TO COMBINE THE CONNECTORS



2 x 90°



2 x 150°

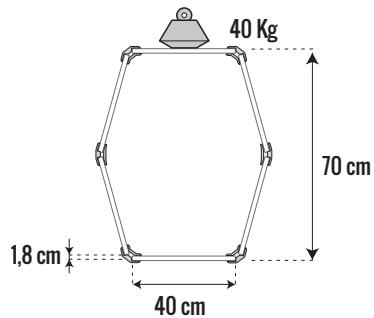
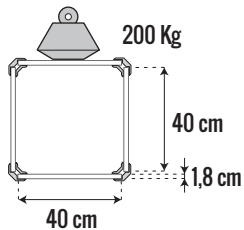


1 x 105° 1 x 150°

- IT COMBINAZIONI
- EN COMBINATIONS
- DE KOMBINATIONEN
- FR COMBINAISONS
- ES COMBINACIONES



LOAD CAPACITY



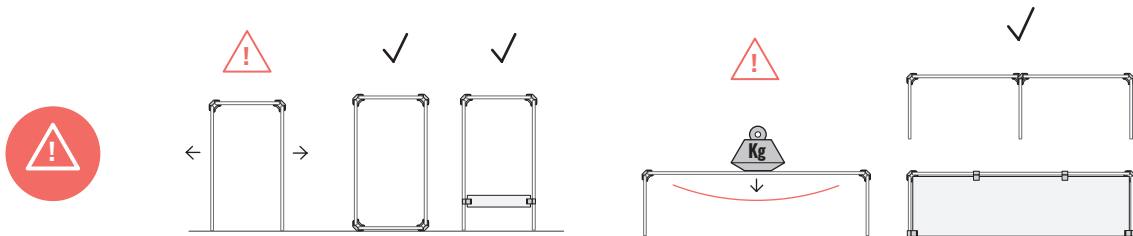
IT LA RESISTENZA DELLE STRUTTURE DIPENDE SIA DALLA FORMA CHE DAL MATERIALE UTILIZZATO

EN THE STRUCTURES' RESISTANCE DEPENDS ON THE MATERIAL USED AND THEIR SHAPE

DE DIE BELASTBARKEIT DER STRUKTUREN HÄNGT VOM VERWENDETEN MATERIAL UND DEREN FORM AB

FR LA RÉSISTANCE DES STRUCTURES DÉPEND DE LA FORME ET DU MATÉRIEL UTILISÉ

ES LA RESISTENCIA DE LAS ESTRUCTURAS DEPENDE TANTO DE LA FORMA COMO DEL MATERIAL UTILIZADO



HOW TO BUILD SAFE STRUCTURES

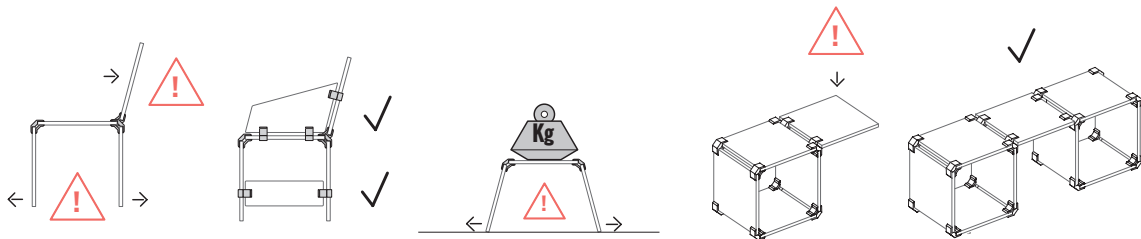
IT STRUTTURE APERTE ALTE PIÙ DI 50 CM POSSONO RISULTARE POCO STABILI - TAVOLE TROPPO LUNGHE POSSONO FLETTERSI

EN OPEN STRUCTURES HIGHER THAN 50 CM CAN BE UNSTABLE - TOO LONG PLANKS CAN BEND

DE OFFENE STRUKTUREN MIT HÖHE ÜBER 50 CM KÖNNTEN UNSTABIL SEIN - ZU LANGE PLATTEN KÖNNTEN SICH DURCHBIEGEN

FR LES STRUCTURES OUVERTES PLUS HAUTES DE 50 CM PEUVENT RÉSUMER PAS STABLES - LES PLANCHES TROP LONGUES PEUVENT SE PLIER

ES LAS ESTRUCTURAS ABIERTAS DE MÁS DE 50 CM DE ALTO PUEDEN SER POCO ESTABLES - LAS PLACAS DEMASIADO LARGAS SE PUEDEN DOBLAR



IT ATTENZIONE ALLE LEVE: LA STRUTTURA PUÒ COLLASSARE, SPESSO, LE STRUTTURE APERTE NON SONO SUFFICIENTEMENTE RESISTENTI

EN MIND THE LEVERAGES: THE STRUCTURE CAN COLLAPSE, OPEN STRUCTURES ARE OFTEN NOT RESISTANT ENOUGH

DE AUF DIE HEBELKRÄFTE ACHTEN: DIE STRUKTUR KANN ZUSAMMENBRECHEN. OFT SIND OFFENE STRUKTUREN NICHT STARK GENUG

FR ATTENTION AUX LEVIERS: LA STRUCTURE PEUT S'ÉCROULER, SOUVENT, LES STRUCTURES OUVERTES NE SONT PAS ASSEZ RÉSIDANTES

ES ATENCIÓN A LAS PALANCAS: LA ESTRUCTURA PUEDE COLAPSAR, A MENUDO, LAS ESTRUCTURAS ABIERTAS NO SON LO SUFICIENTEMENTE RESISTENTES

Instagram



SHARE YOUR CREATION

GET A 50% DISCOUNT CODE, IF YOUR PICTURE
WILL BE CHOSEN AS THE BEST OF THE MONTH

TO PARTICIPATE, USE THE HASHTAG
#PLAYWOOD50

DOWNLOAD FREE DESIGNS
FROM WWW.PLAYWOOD.IT



PLAYWOOD

IS A PRODUCT OF SPACE MATTERS S.R.L.

VIA ELBA, 11 - 42124 REGGIO EMILIA, ITALY

MARKS AND DESIGN REGISTERED

INFO@PLAYWOOD.IT

YOU CAN FIND DIGITAL INSTRUCTIONS AND MANUAL ON

WWW.PLAYWOOD.IT/INSTRUCTION