

**INSTRUCTION MANUAL/BEDIENUNSANLEITUNG/NOTICE D'UTILISATION/
MANUAL DE INSTRUCCIONES DE USO/MANUALE DI ISTRUZIONI**



WARNING!

Adults assembly required.
During assembly, keep all parts away from children.
Check regularly to ensure all fasteners are tight.



WARNUNG!

Die Montage ist von Erwachsenen durchzuführen.
Halten Sie während der Montage alle Teile von Kindern fern.
Überprüfen Sie regelmäßig den festen Sitz der Schrauben.



Attention !

Montage à effectuer par des adultes.
Pendant le montage, tenez les éléments éloignés des enfants.
Vérifiez régulièrement que toutes les vis soient serrées.



Atención!

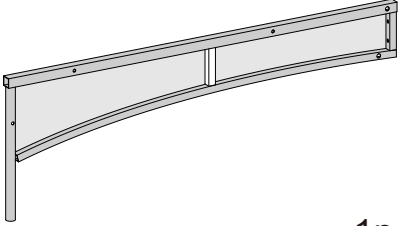
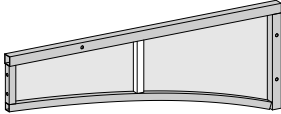
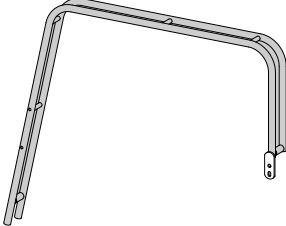
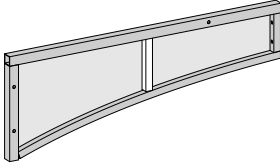
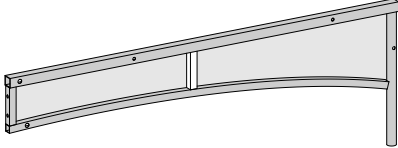

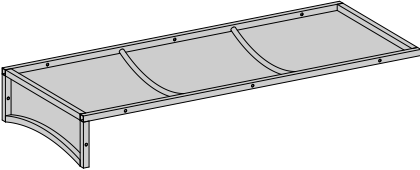

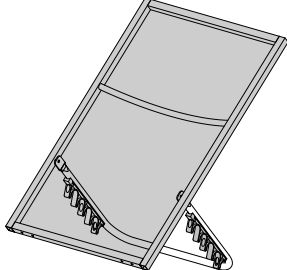


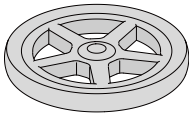
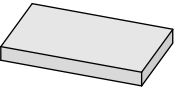
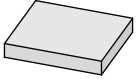
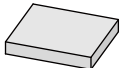
Se requiere que el montaje sea llevado a cabo por un adulto.
Durante el montaje, mantenga todas las piezas fuera del alcance de los niños.
Verifique regularmente que todos los tornillos estén correctamente apretados.





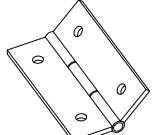


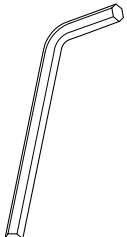

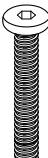







avvertimento!

L'assemblaggio deve essere effettuato da adulti.
Durante il montaggio mantenere tutti i pezzi lontano dalla portata dei bambini.
Controllare regolarmente per assicurarsi che tutte le chiusure siano ben strette.

PARTS LIST/STÜCKLISTE/PARTS LIST/LISTA DE PIEZAS/LISTA DEI PEZZI

<p>A</p>  <p>1pc</p>	<p>B</p>  <p>1pc</p>	<p>C</p>  <p>1pc</p>	
<p>D</p>  <p>1pc</p>	<p>E</p>  <p>1pc</p>	<p>F</p>  <p>1pc</p>	
<p>G</p>  <p>1pc</p>	<p>H</p>  <p>1pc</p>	<p>I</p>  <p>1pc</p>	
<p>J1</p>  <p>1pc</p>	<p>K1</p>  <p>1pc</p>	<p>L</p>  <p>2pcs</p>	
<p>J2</p>  <p>1pc</p>	<p>J3</p>  <p>1pc</p>		<p>K2</p>  <p>1pc</p>

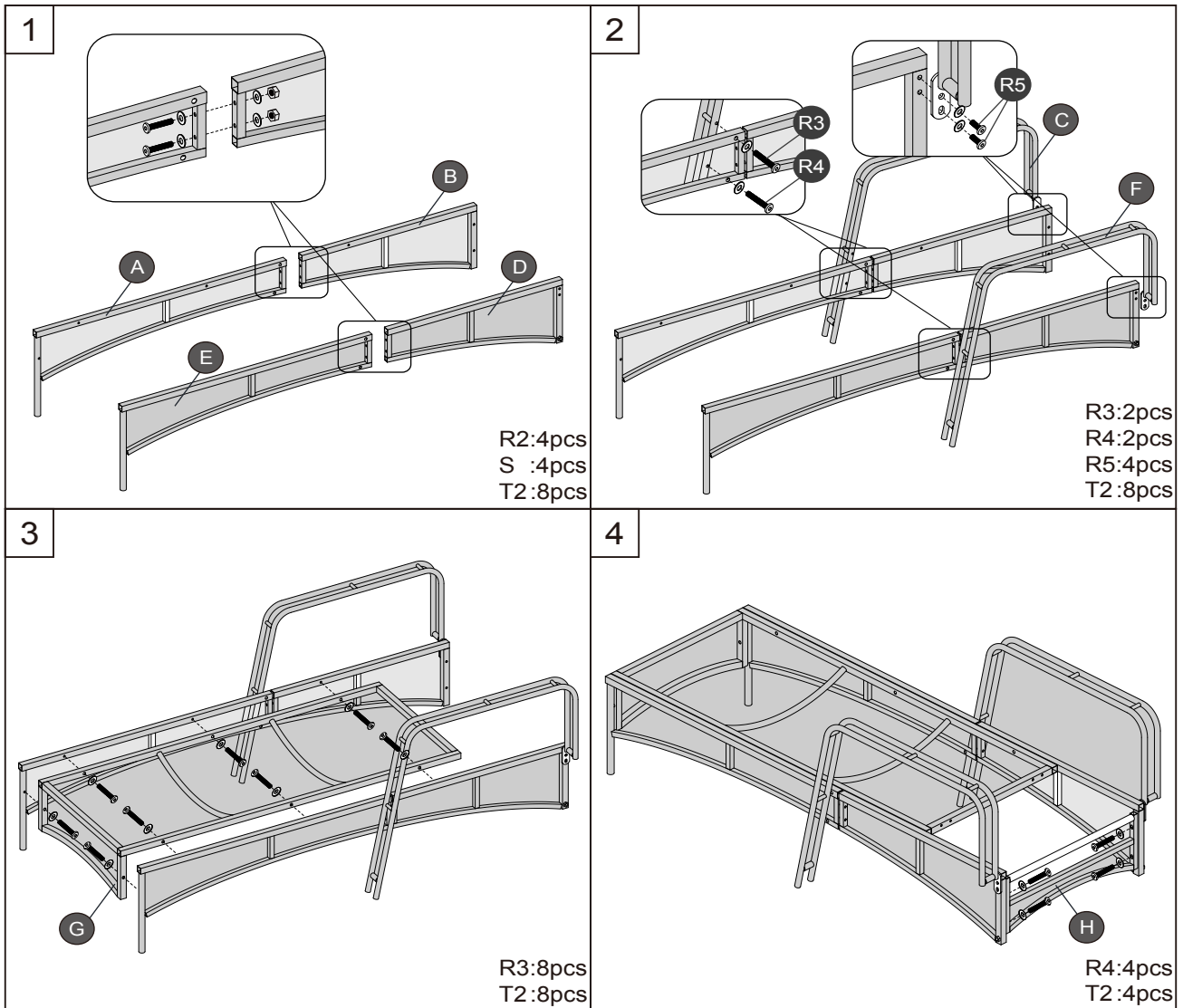
**RETAIN FOR FUTURE REFERENCE
FÜR KÜNFTIGE VERWENDUNG AUFBEWAHREN
A CONSERVER POUR UNE UTILISATION FUTURE
CONSERVAR PARA SER LEÍDO POR CADA NUEVO USUARIO
ANTES DE UTILIZAR EL ARTÍCULO POR PRIMERA VEZ
CONSERVARE PER CONSULTAZIONI FUTURE**

M  2pcs	N  2pcs	O  2pcs	P  1pc	Q1  1pc	Q2  1pc	R1  M10*45 2pcs
R2  M6*45 4pcs	R3  M6*35 10pcs	R4  M6*30 6pcs	R5  M6*20 4pcs	R6  M6*15 8pcs	S  4pcs	T1  4pcs T2  28pcs

ASSEMBLY/MONTAGE/ASSEMBLAGE/MONTAJE/ASSEMBLAGGIO



Warning! Tight all the screws to 60% first then tight to 100%.
Warnung! Während der Montage alle Schrauben zuerst 60% anziehen, dann zu 100%.
Attention ! Serrez toutes les vis à 60% d'abord puis serrez à 100%.
Atención! Primero apriete los tornillos al 60% y después al 100%.
Avvertimento! Stringere le viti dapprima al 60% e successivamente completamente al 100%.





Warning!
Warnung!
Attention!
Atención!
Avvertimento!

Tight all the screws to 60% first then tight to 100%.
 Während der Montage alle Schrauben zuerst 60% anziehen, dann zu 100%.
 Serrez toutes les vis à 60% d'abord puis serrez à 100%.
 Primero apriete los tornillos al 60% y después al 100%.
 Stringere le viti dapprima al 60% e successivamente completamente al 100%.

5

M :2pcs
 R1:2pcs
 T1:4pcs
 N :2pcs

6

O :2pcs
 R6:4pcs

7

R6:4pcs

8

J1:1pc
 J2:1pc
 J3:1pc

10

9

K1:1pc
 K2:1pc