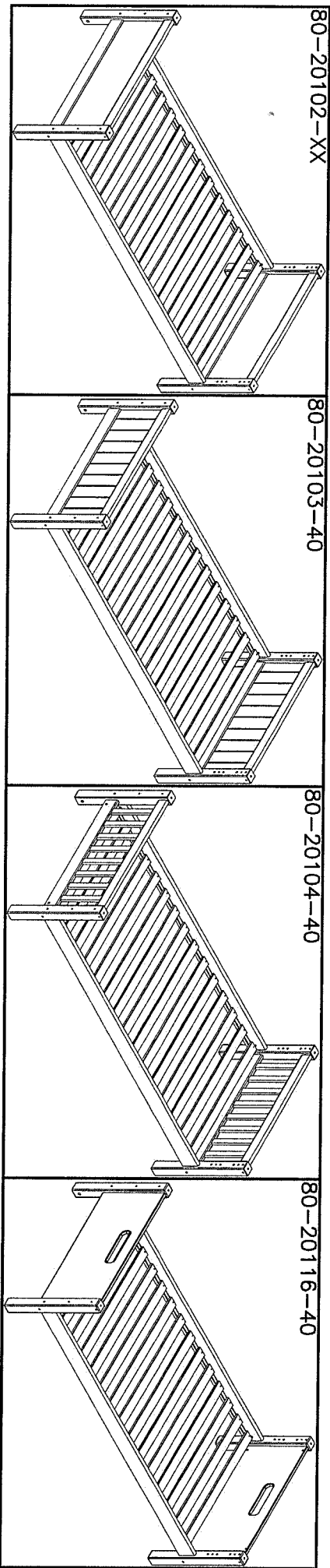
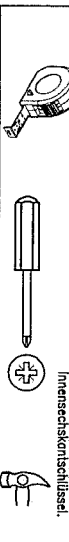


80-20101-40



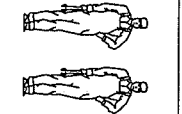
See assembly instruction in box no.
 Voir notice de montage dans la caisse no.
 Siehe Aufbauanleitung im Karton no.
 Zie voor de montage-instructie pakketnr.

Before assembling this product, please ensure that all the components supplied comply with the list on this page. All Screw-type fittings can be tightened with this tool.



Avant de commencer l'assemblage, veuillez consulter si tous les objets indiqués sont présents. Tous les vis peuvent être serrés par cet outil.

Bevor Sie mit dem Aufbau beginnen, kontrollieren Sie ob alle auf der Zeichnung angegebenen Teile vorhanden sind. Bitte verwenden Sie zur Montage einen Kreuzschraub-ziehler und den beiliegenden Innesschlüssel.



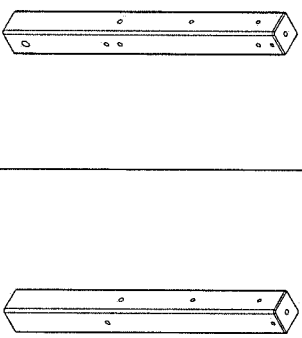
Wage-nr.
Part no.
Ref No

Siehe Bild-nr.
See picture no.
Image no


Stück-
Qty.
Qte.

Mess-
Dim.

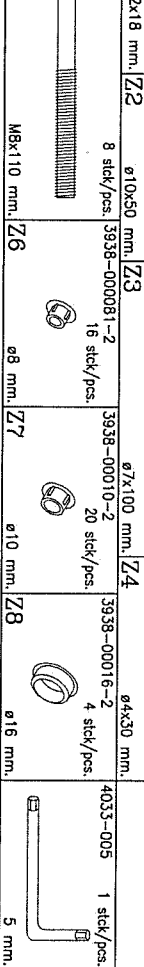
12-08306473-40	2 stick/pcs.	12-08306474-40	2 stick/pcs.	1305-19672-40	2 stick/pcs.
----------------	--------------	----------------	--------------	---------------	--------------


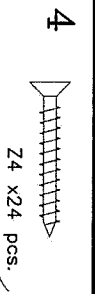
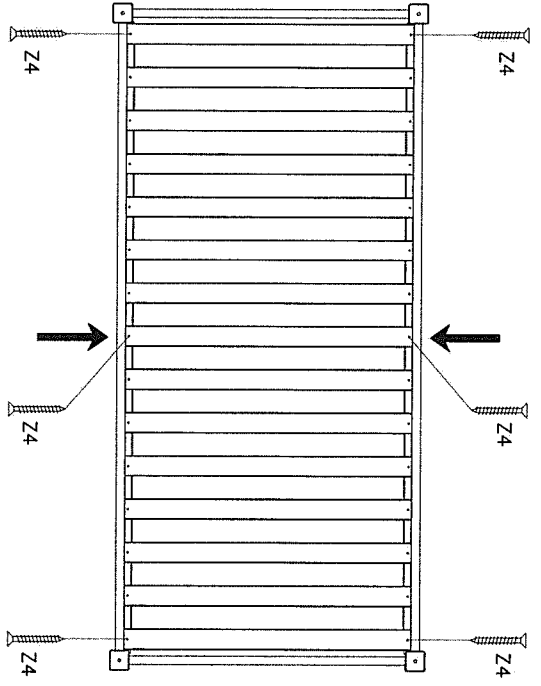
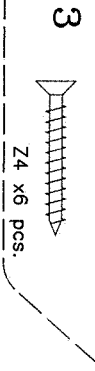
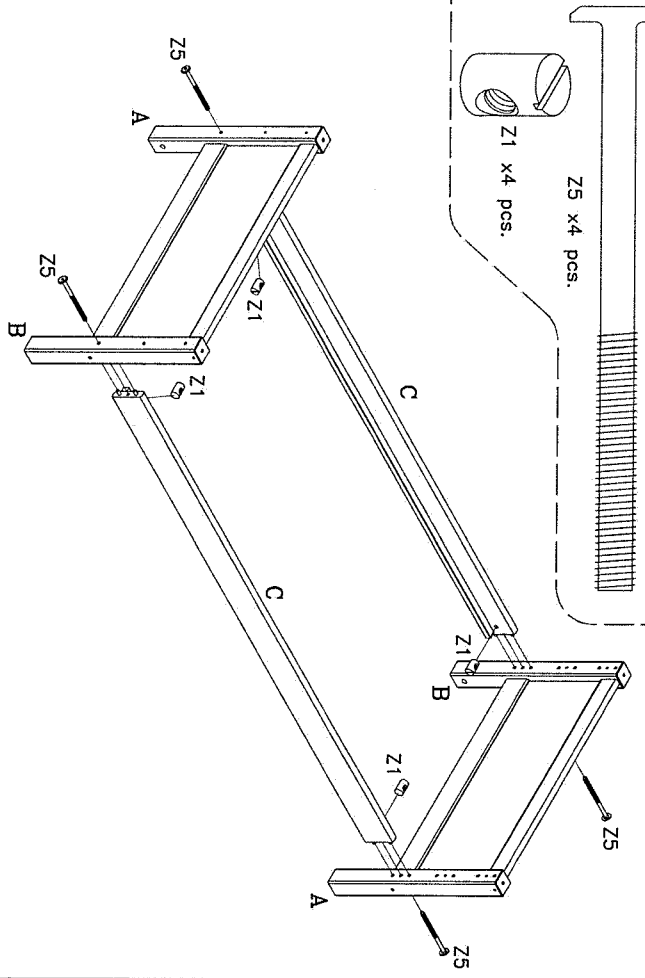

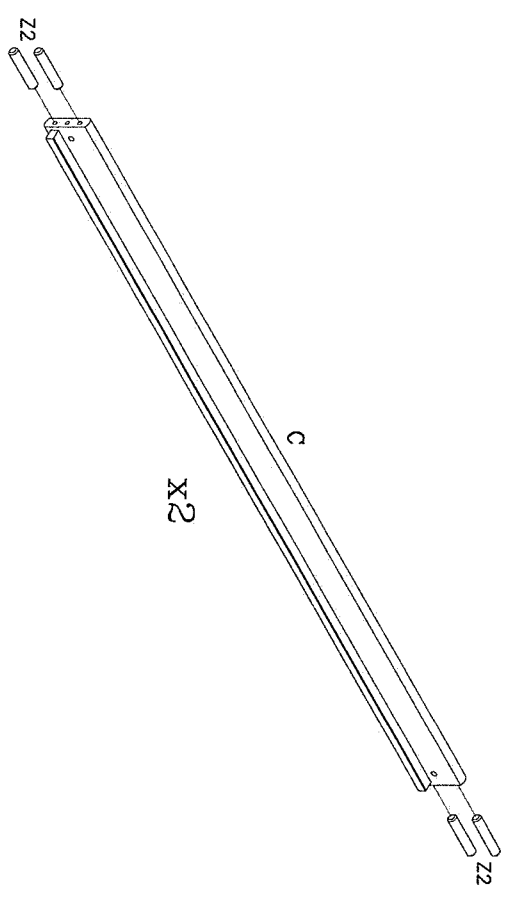



A	3922-08018	8 stick/pcs.	647x63x63	B	3930-10050	16 stick/pcs.	647x63x63	C	3901-40030	30 stick/pcs.	1967x115x26
---	------------	--------------	-----------	---	------------	---------------	-----------	---	------------	---------------	-------------

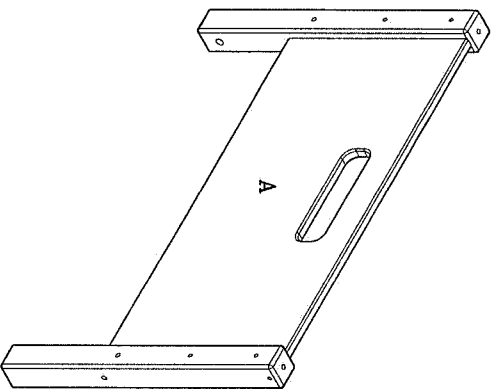


Z1	M6/ø12x18 mm.	Z2	ø10x50 mm.	Z3	3938-000081-2	16 stick/pcs.	Z4	ø7x100 mm.	Z5	3938-00016-2	4 stick/pcs.	Z6	M6x10 mm.	Z7	ø8 mm.	Z8	ø10 mm.	Z9	64x30 mm.	Z10	4033-005	1 stick/pcs.	Z11	5 mm.
----	---------------	----	------------	----	---------------	---------------	----	------------	----	--------------	--------------	----	-----------	----	--------	----	---------	----	-----------	-----	----------	--------------	-----	-------





80-20905-40 White



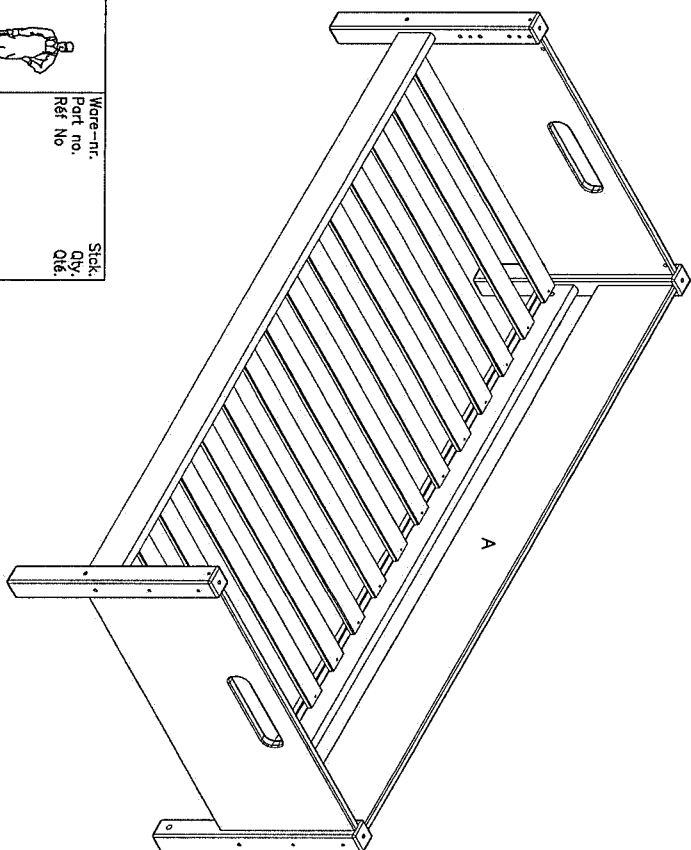
<p>Faktore assembling this product, please ensure that all the components supplied comply with the list on this page. All Screw-type fittings can be tightened with this tool.</p>	<p>Avant de commencer l'assemblage, veuillez vous assurer que tous les objets indiqués sur cette page sont identiques à ceux indiqués sur la page. Tous les vis peuvent être serrés par cet outil.</p>	<p>Bevor Sie mit dem Aufbau beginnen, kontrollieren Sie ob alle auf der Zeichnung angegebenen Teile vorhanden sind. Bitte verwenden Sie zur Montage einen Kreuzschraubenzieher und den beiliegenden Innerschraubenschlüssel.</p>	<p>Wart-nr. Part no. Ref No.</p>	<p>Stück. Qty. Qté.</p>
---	---	---	---	--------------------------------

4301-2208631-40	2 stick/pcs.	3922-060181 4 stick/pcs.	Z28 M6/Ø10x18mm	3913-05110 4 stick/pcs. 4033-004	1 stick/pcs. 4 mm
A	863x431x22	Z29	M6x110 mm.	Z29	4 mm

Z1, Z2, Z5 Fittings in single / bunk bed box.
 Z1, Z2, Z5 Beschläge im Einzel- / Etagenbett Karton.
 Z1, Z2, Z5 Raccords en lit simple / lit superposé.
 Z1, Z2, Z5 Fittings in het enkelspel / stapelbed boxen.

<p>1</p>	
<p>2a</p>	
<p>Bunk bed only. Nur Etagen Bett. Lits superposés seulement. Alleen stapelbed</p>	
<p>2b</p>	
<p>3a</p>	
<p>3b</p>	

80-20604-40



Before assembling this product, please ensure that all the components supplied comply with the list on this page. All Screw-type fittings can be tightened with this tool.

Avant de commencer l'assemblage veuillez vous assurer que tous les objets indiqués sur cette page sont présents. Tous les vis peuvent être serrés par cet outil.

Bevor Sie mit dem Aufbau beginnen, kontrollieren Sie ob alle auf der Zeichnung angegebenen Teile vorhanden sind. Bitte verwenden Sie zur Montage einen Kreuzschraubenzieher und den beiliegenden Innesschraubenschlüssel.

4301-2219675-40



19675248x22

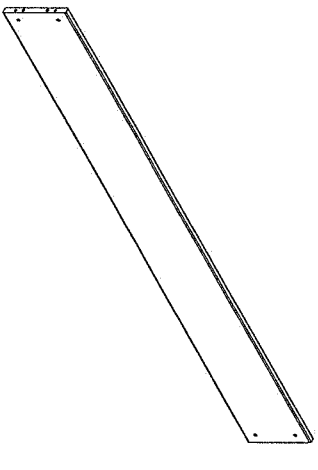
1 stck./pcs.

Ware-nr.
Part no.
Réf. No.

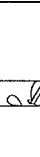
Stück-
Qty.
Qté.

Siehe Bild-nr.
See picture no.
Image no.

Mess-
Dim.
Dim.



3930-10050 4 stck./pcs. 3922-060181



Z22

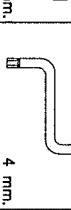
Ø10x50 mm. Z28

M6/Ø10x18mm

3913-06110

4 stck./pcs. 4033-004

1 stck./pcs.

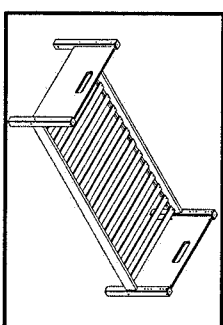


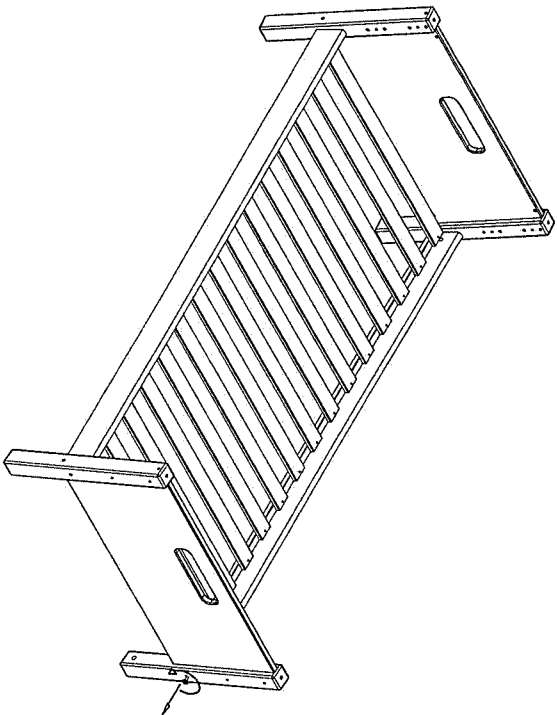
See assembly instruction in box no. 80-20101-40

Voir notice de montage dans la caisse no. 80-20101-40

Siehe Aufbauanleitung im Karton no. 80-20101-40

Zie voor de montage-instructie pakketnr. 80-20101-40

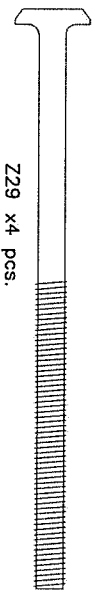
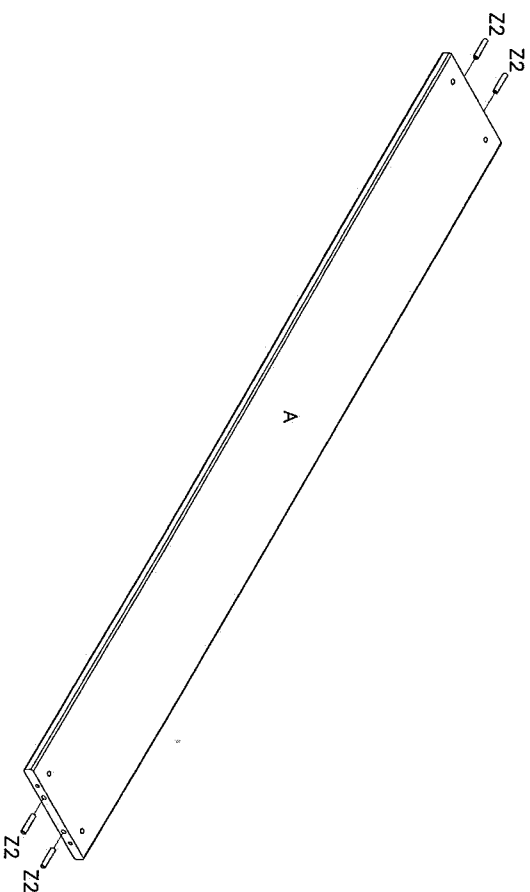




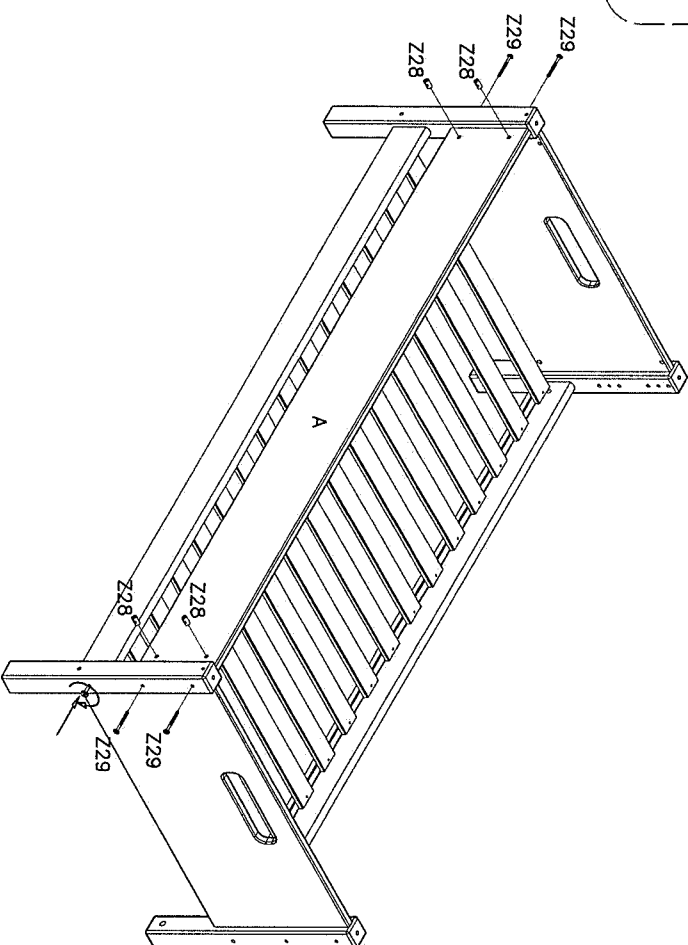
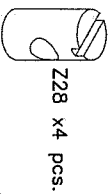
1



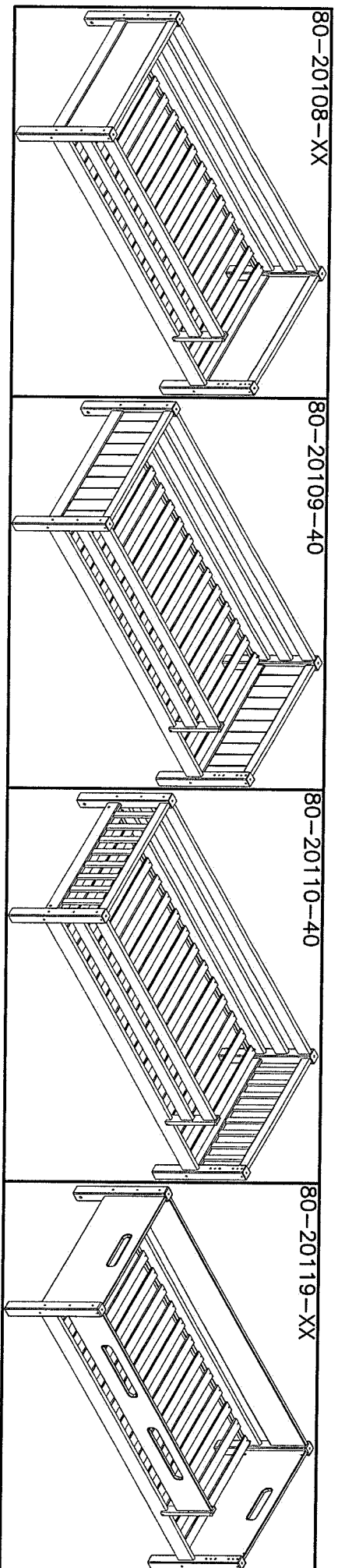
2



3



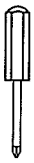
80-20605-40



Before assembling this product, please ensure that all the components supplied comply with the list on this page. All Screw-type fittings can be tightened with this tool.

Avant de commencer l'assemblage, veuillez contrôler si tous les objets indiqués sont présents. Tous les vis peuvent être serrés par cet outil.

Bevor Sie mit dem Aufbau beginnen, kontrollieren Sie ob alle auf der Zeichnung angegebenen Teile vorhanden sind. Bitte verwenden Sie zur Montage einen Kreuzschraubenzieher und den beiliegenden Innenschlüssel.



4301-2215711-40

1 stick/pcs.

12-02603611-40

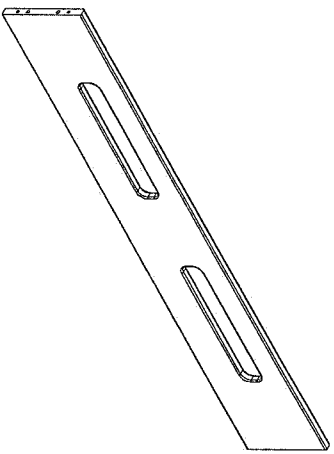
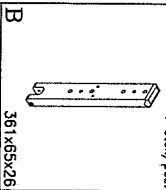
1 stick/pcs.

Wares-nr.
Part no.
Ref No


Stück.
Qty.
Qte.

Siehe Bild-nr.
See picture no.
Image no

Mess
Dim.
Dim.



3930-10050 4 stick/pcs. 3922-060181 4 stick/pcs. 3913-06070 2 stick/pcs. 1571x248x22



Z2 ø10x50 mm. 2 stick/pcs. 3901-40030 2 stick/pcs. 3913-06110

Z28 M6/Ø10x18mm. 2 stick/pcs. 4033-004

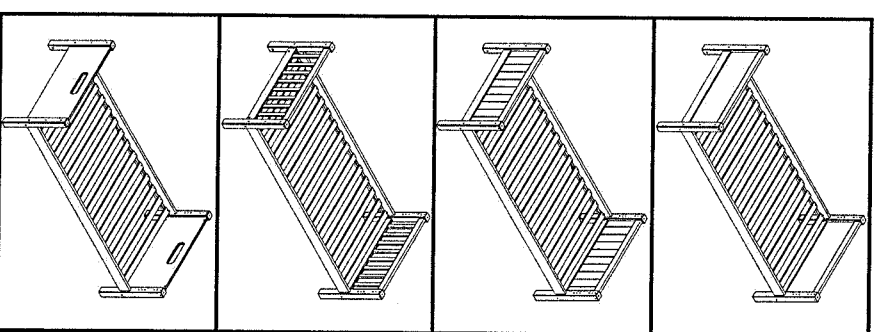
Z30 M6x70 mm. 1 stick/pcs. 4 mm.




Z4 ø4x30 mm. 2 stick/pcs. 1571x248x22

Z29 M6x110 mm. 4 mm.

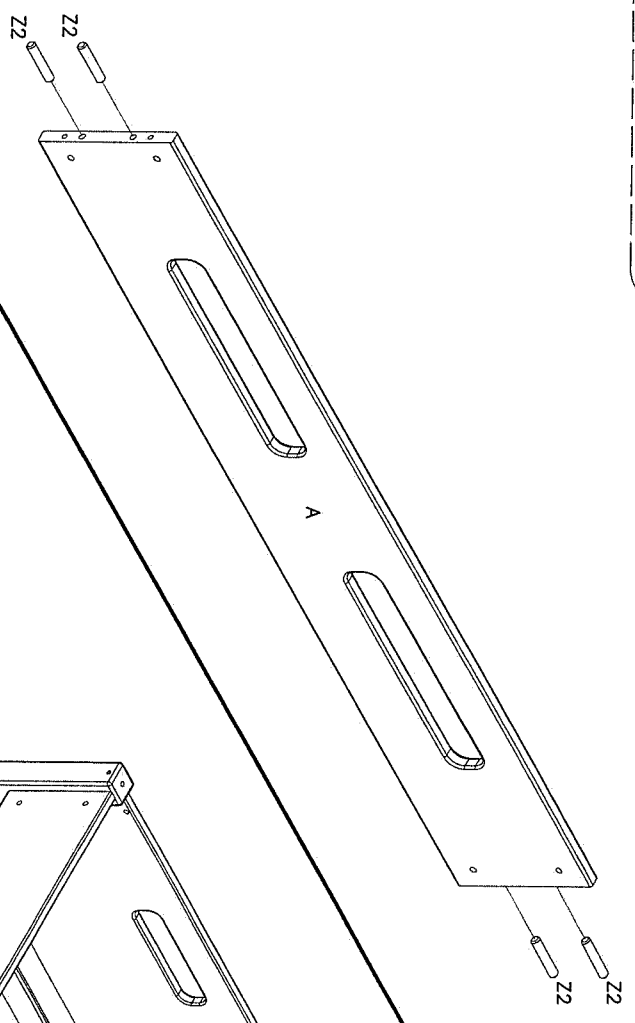
See assembly instruction in box no. 80-20101-40
 Voir notice de montage dans la caisse no. 80-20101-40
 Siehe Aufbauanleitung im Karton no. 80-20101-40
 Zie voor de montage-instructie pakkeotr. 80-20101-40



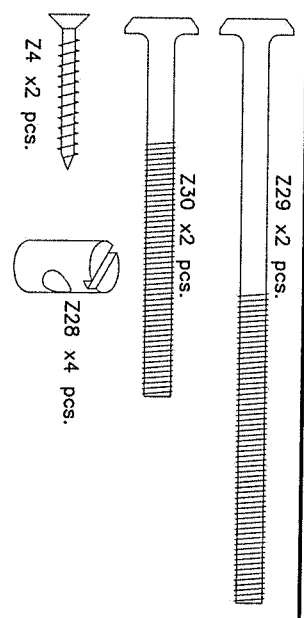
1



Z2 x4 pcs.



2



Z29 x2 pcs.

Z30 x2 pcs.

Z4 x2 pcs.

Z28 x4 pcs.

