
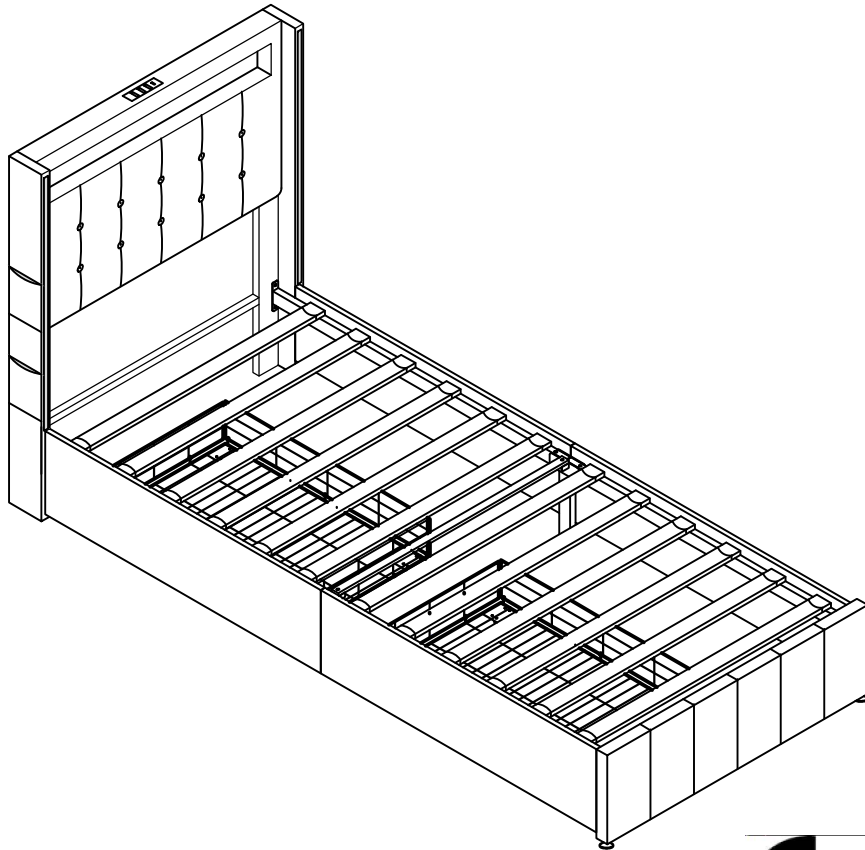


# Montageanleitung | Instructions de montage Assembly Instructions | Instrucciones de montaje

WF323402/WF323403



- GB** This set comes in 2 boxes. If you do not receive a full set of 2 boxes, please contact our customer service.
- DE** Dieses Set wird in 2 Schachteln geliefert. Wenn Sie nicht ein komplettes Set von 2 Boxen erhalten, kontaktieren Sie bitte unseren Kundenservice.
- FR** Ce set est livré en 2 boîtes. Si vous ne recevez pas un jeu complet de 2 boîtes, veuillez contacter notre service clientèle.

## English

**IMPORTANT ! KEEP FOR FUTURE REFERENCE : READ CAREFULLY**

- To be assembled by an adult. Assembly must be checked by an adult before use
- **WARNING !** Keep all screws, small parts and plastic bags out of the reach of children
- Properly identify all parts before assembling
- Never use your item if any of its parts are broken or missing
- Should any problems arise, please contact our After Sales Service
- Manufacturer's instructions shall be followed at all times
- Care: Clean with a soft, dry cloth. In case of larger stains, carefully rub with a slightly damp, non-abrasive sponge
- Do not jump on the bed

## Français

**IMPORTANT ! CONSERVER POUR RÉFÉRENCE ULTÉRIEURE : LIRE ATTENTIVEMENT**

- Le montage doit être effectué par un adulte. Le montage doit être vérifié par un adulte avant utilisation
- **ATTENTION !** Tenir les vis, les petites pièces et les sachets en plastique hors de portée des enfants
- Identifiez correctement toutes les pièces avant de les assembler
- N'utilisez jamais votre article si l'une de ses pièces est cassée ou manquante
- En cas de problème, veuillez contacter notre service après-vente
- Les instructions du fabricant doivent être respectées à tout moment
- Entretien : nettoyer avec un chiffon doux et sec. En cas de taches plus importantes, frotter soigneusement avec une éponge non abrasive légèrement humide. légèrement humide et non abrasive
- Ne pas sauter sur le lit

## Deutsch

**WICHTIG ! ZUM SPÄTEREN NACHSCHLAGEN AUFBEWAHREN: SORGFÄLTIG LESEN**

- Muss von einem Erwachsenen zusammengebaut werden. Der Zusammenbau muss vor dem Gebrauch von einem Erwachsenen überprüft werden
- **WARNUNG!** Bewahren Sie alle Schrauben, Kleinteile und Plastikbeutel außerhalb der Reichweite von Kindern auf
- Kennzeichnen Sie vor dem Zusammenbau alle Teile richtig.
- Benutzen Sie Ihren Artikel niemals, wenn Teile gebrochen sind oder fehlen
- Sollten Probleme auftreten, wenden Sie sich bitte an unseren Kundendienst
- Die Anweisungen des Herstellers sind stets zu befolgen
- Pflege: Mit einem weichen, trockenen Tuch reinigen. Bei größeren Flecken vorsichtig mit einem leicht feuchten, nicht scheuernden Schwamm abreiben. nicht scheuernden Schwamm
- Nicht auf das Bett springen



## More Tips

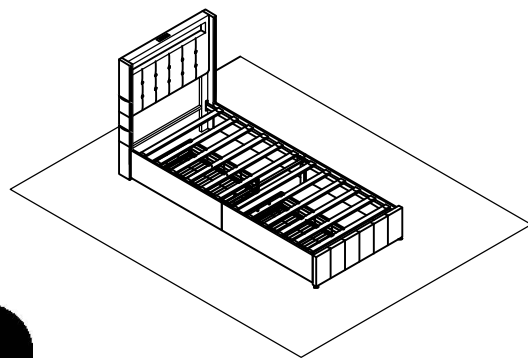
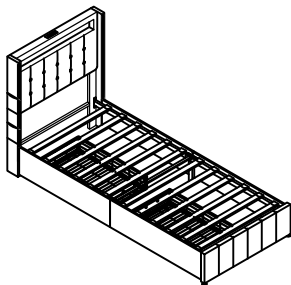


1

**English** - Before installation, you can place the parts on a carpet or other soft fabric, in order to avoid damaging your floor.

**Français** - Avant l'installation, vous pouvez placer les pièces sur un tapis ou un autre tissu doux, afin d'éviter d'endommager votre sol.

**Deutsch** - Vor der Installation können Sie die Teile auf einen Teppich oder ein anderes weiches Material legen, um eine Beschädigung Ihres Fußbodens zu vermeiden.




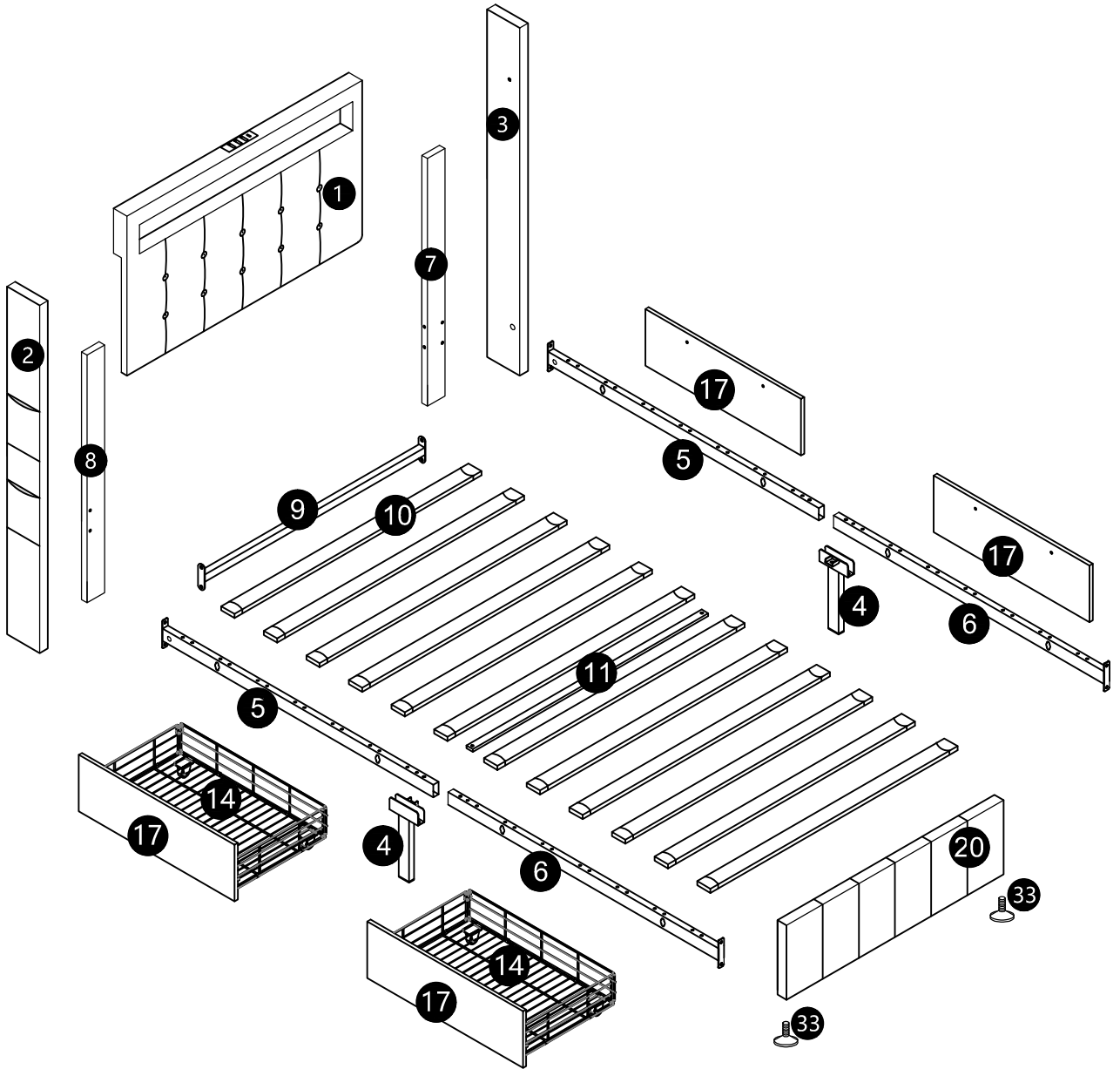
2

**English** - For your and your family's safety, please do not jump on beds, especially with hydraulic structures. When need to move bed, please work with more than one person to lift, not push, to avoid scratching your floor and hurting the stability of the bed.

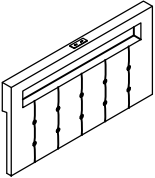

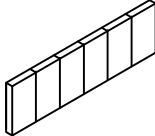
**Français** - Pour votre sécurité et celle de votre famille, ne sautez pas sur les lits, en particulier sur les structures hydrauliques. Lorsqu'il est nécessaire de déplacer le lit, il est préférable de travailler à plusieurs pour le soulever, et non pour le pousser, afin d'éviter de rayer le sol et de nuire à la stabilité du lit.

**Deutsch** - Zu Ihrer Sicherheit und der Ihrer Familie sollten Sie nicht auf Betten springen, insbesondere bei hydraulischen Konstruktionen. Wenn Sie das Bett bewegen müssen, heben Sie es bitte mit mehreren Personen an und schieben Sie es nicht, um den Boden nicht zu verkratzen und die Stabilität des Bettes nicht zu beeinträchtigen.

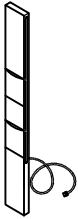

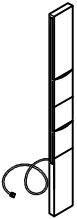
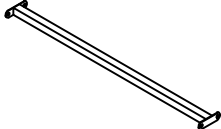


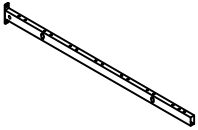
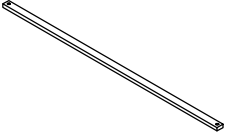
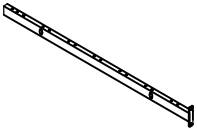
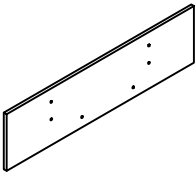





**WF323402**










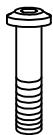





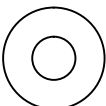

<b>1</b>		X1
<b>14</b>		X2
<b>20</b>		X1

# WF323403

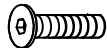
<b>2</b>		X1	<b>8</b>		X1
<b>3</b>		X1	<b>9</b>		X1
<b>4</b>		X2	<b>10</b>		X12
<b>5</b>		X2	<b>11</b>		X1
<b>6</b>		X2	<b>17</b>	 Drawer board	X4
<b>7</b>		X1			

# Hardware List-Hardware-Liste-Liste du matériel

WF323403

<b>A</b>	 M8*13	X28	<b>G</b>	 M8	X1	<b>26</b>	 Strap magic tape	X6
<b>B</b>	 M8*20	X24	<b>13</b>	 	X24	<b>31</b>	 Black plastic buckle (B)	X4
<b>C</b>	 M8*35	X7	<b>19</b>	 Iron buckle	X8	<b>32</b>	 Black plastic buckle (A)	X4
<b>D</b>	 M8*40	X5	<b>23</b>	 	X2	<b>33</b>	 	X2
<b>E</b>	 M8*55	X6	<b>24</b>	 Power cord	X1	<b>34</b>	 5cm Pulley	X8
<b>F</b>	 M8*φ22	X5	<b>25</b>	 Remote control	X1			

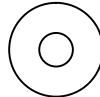
# 1



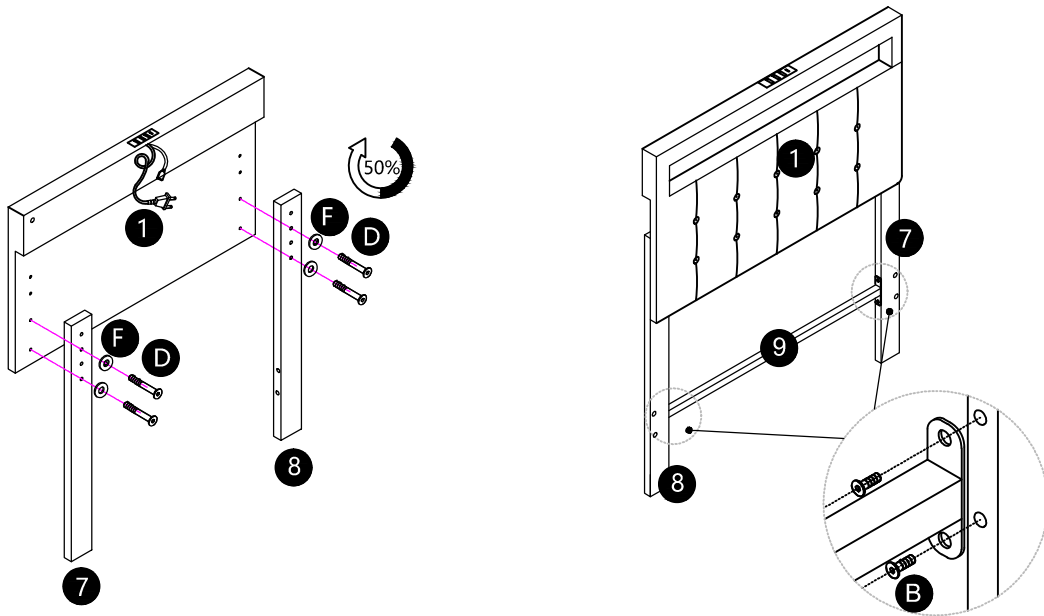
M8\*20  
BX4pcs




M8\*40  
DX4pcs



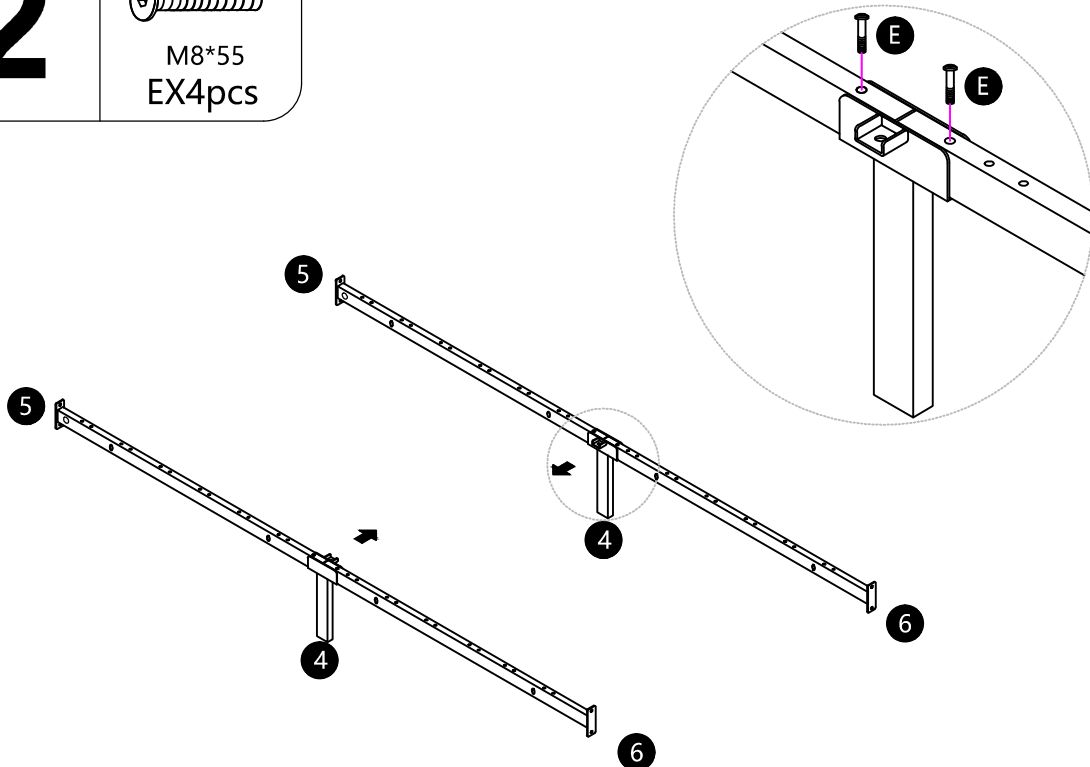
M8\*φ22  
FX4pcs



# 2

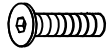


M8\*55  
EX4pcs

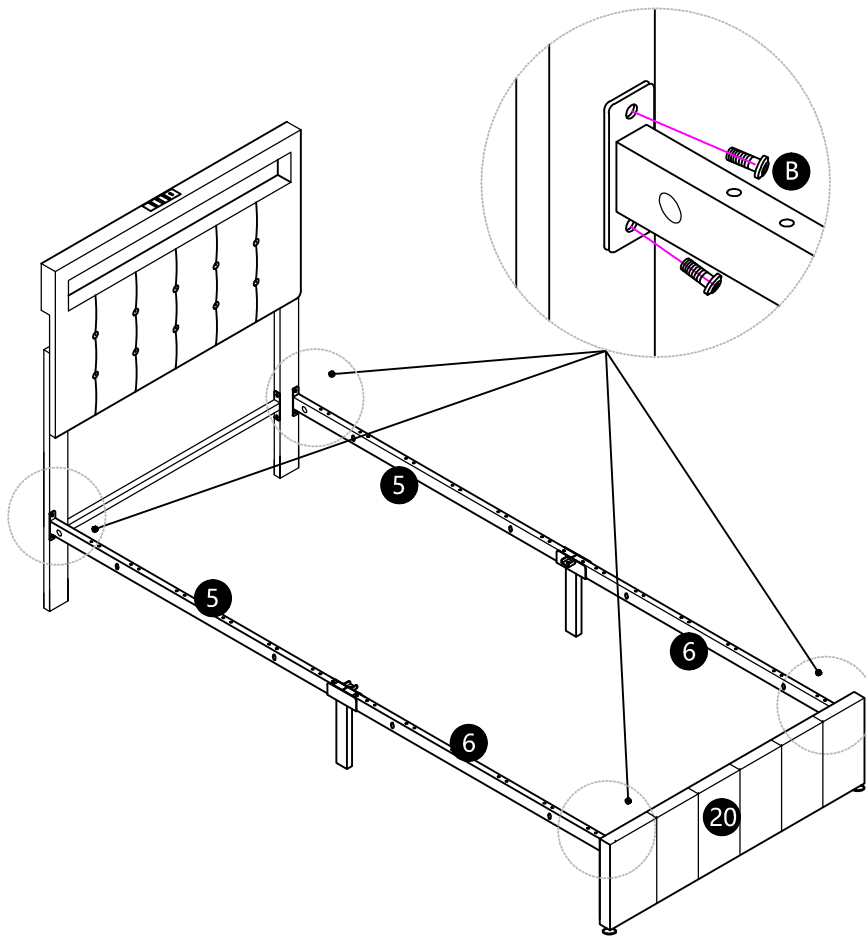
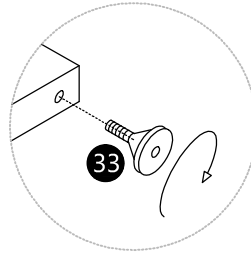
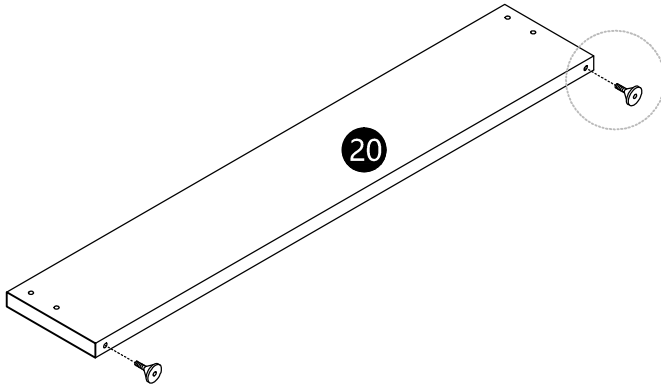




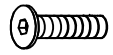
**3**



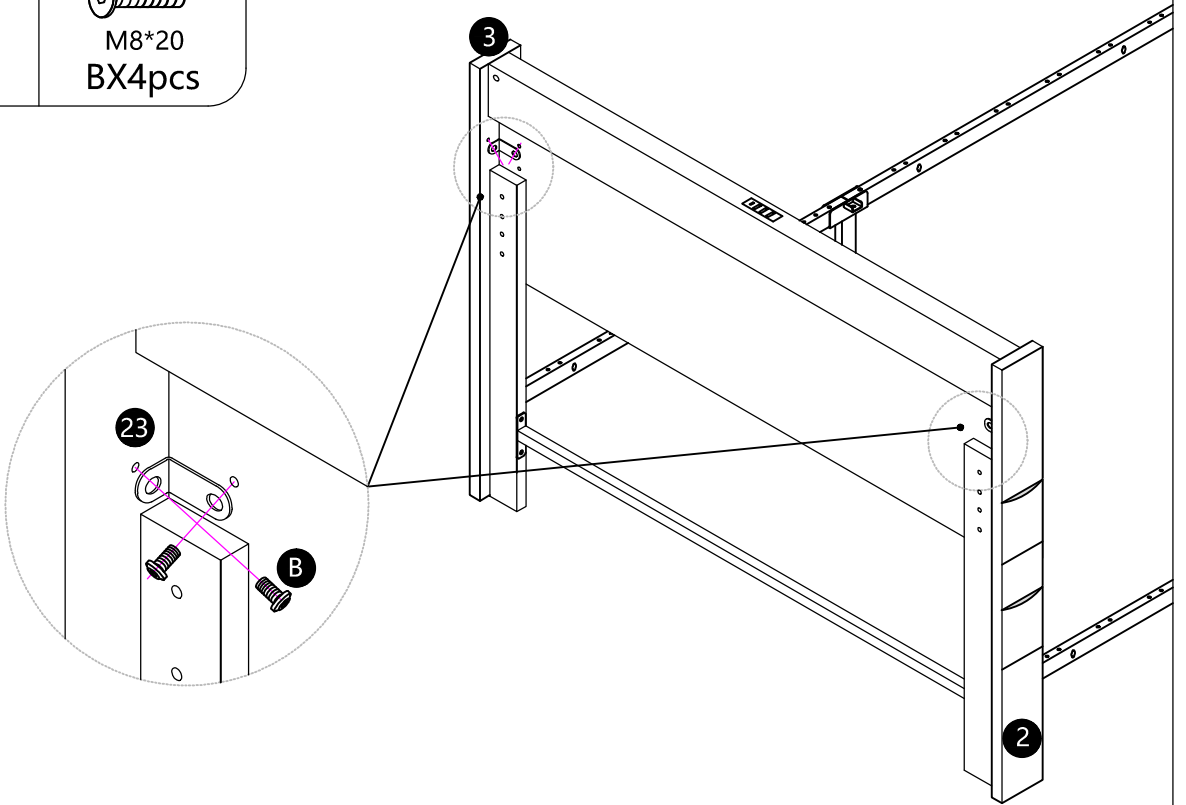
M8\*20  
BX8pcs



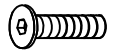
# 4



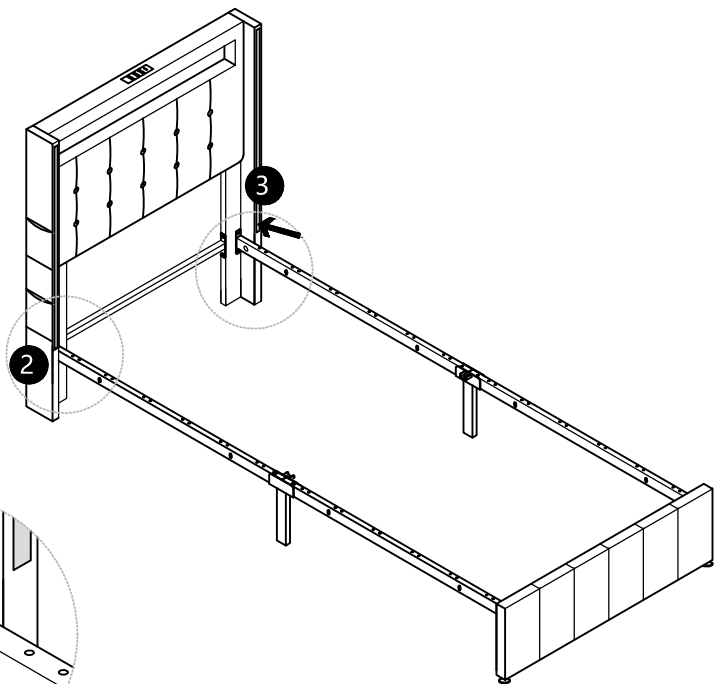
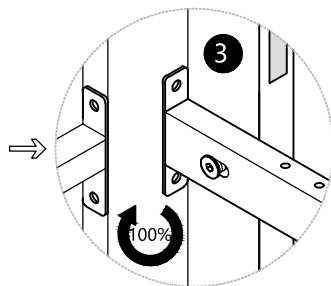
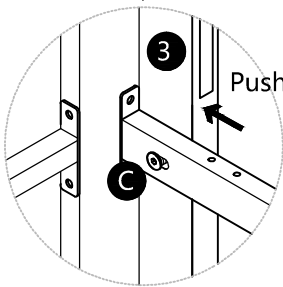
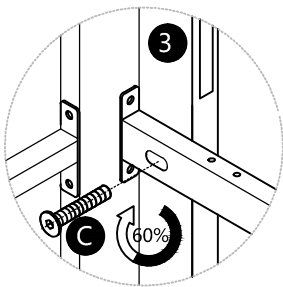
M8\*20  
BX4pcs



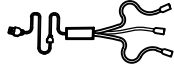
# 5



M8\*35  
CX2pcs



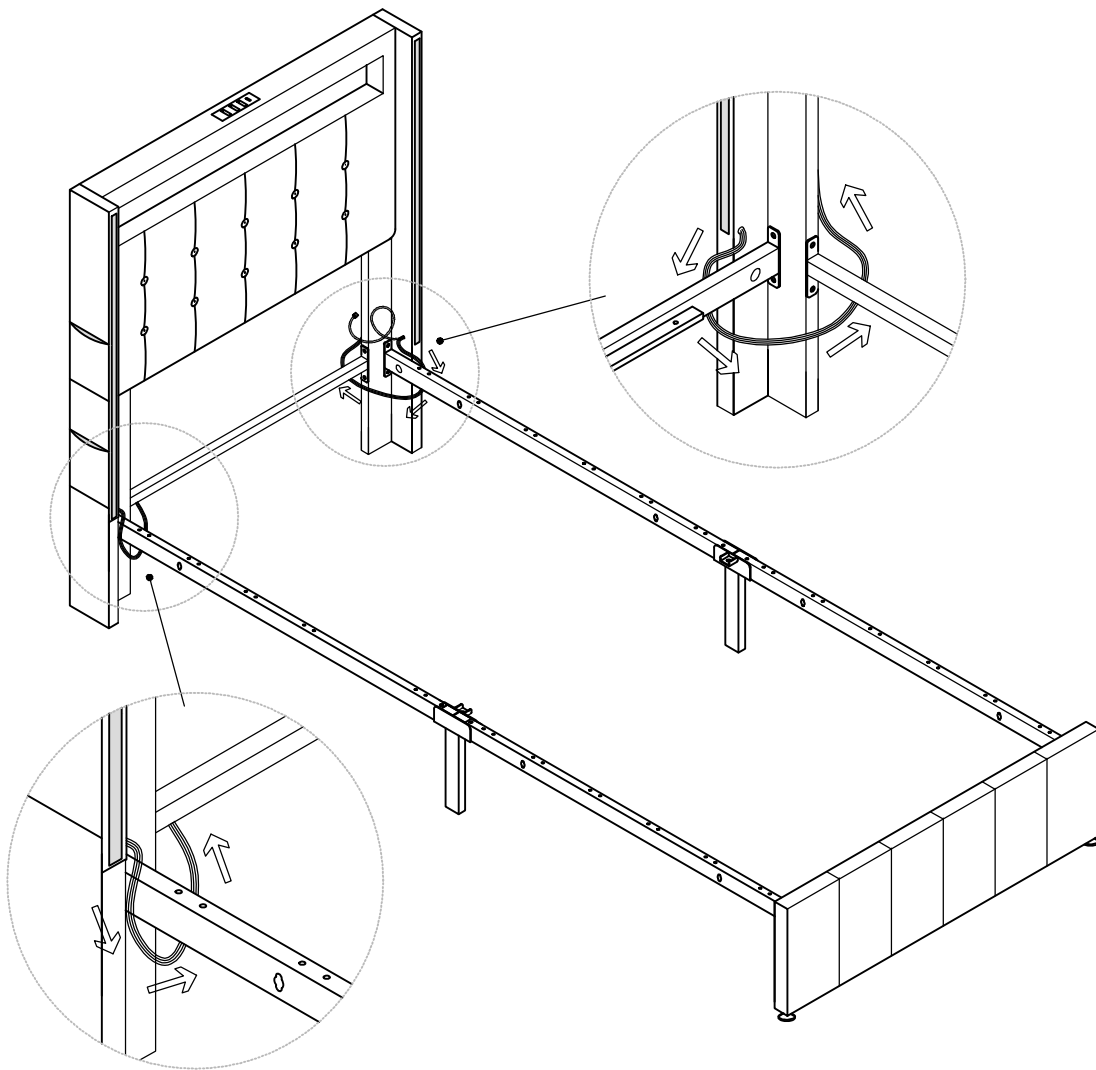
6



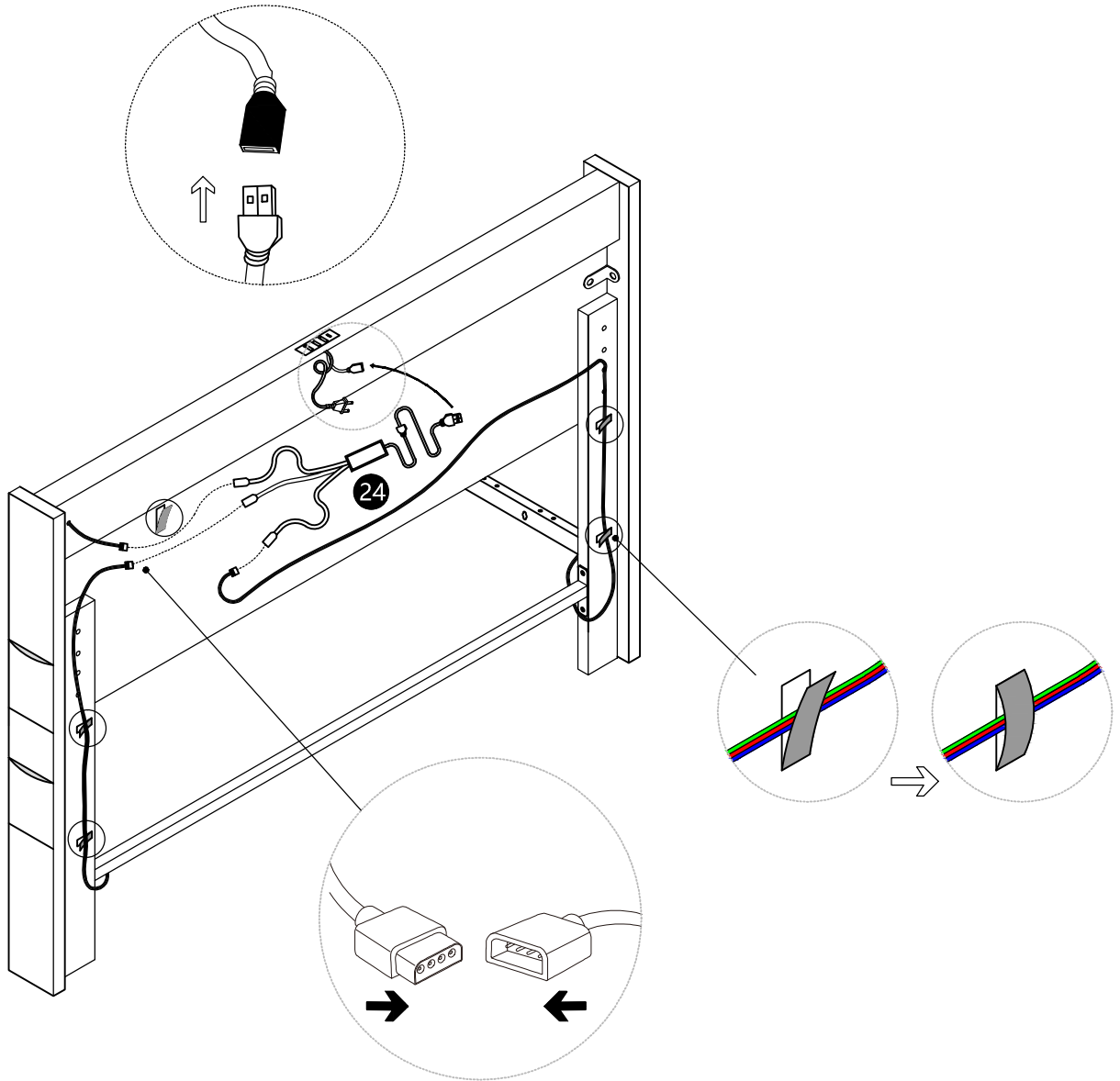
Power cord  
24X1pc



Remote control  
25X1pc



# 7



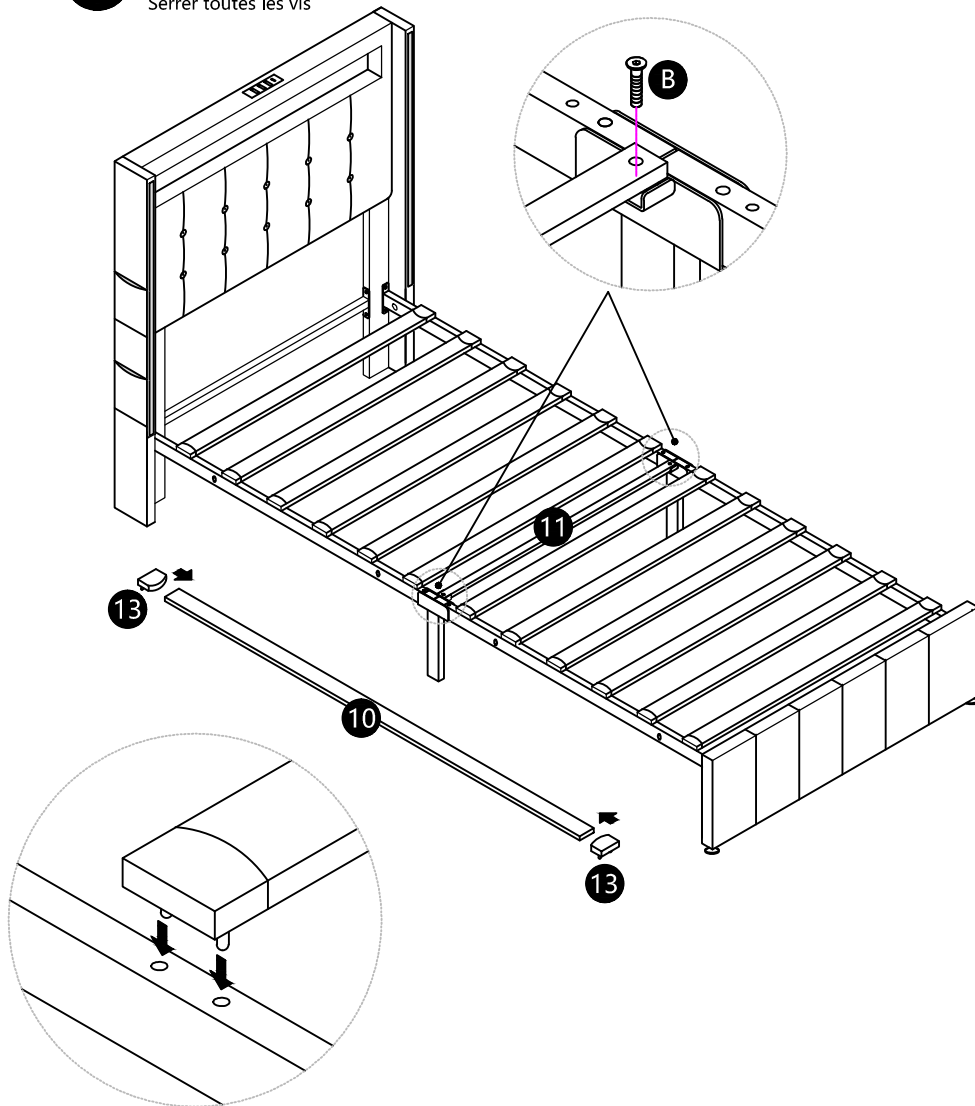
# 8



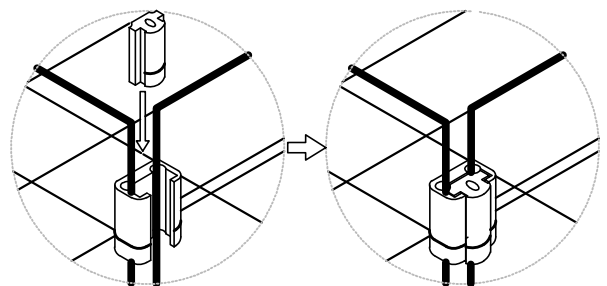
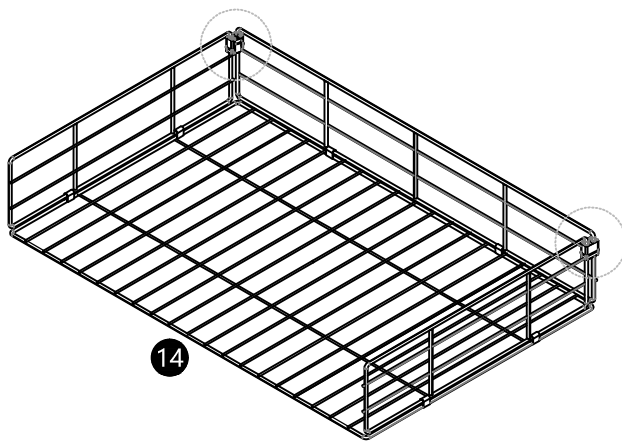
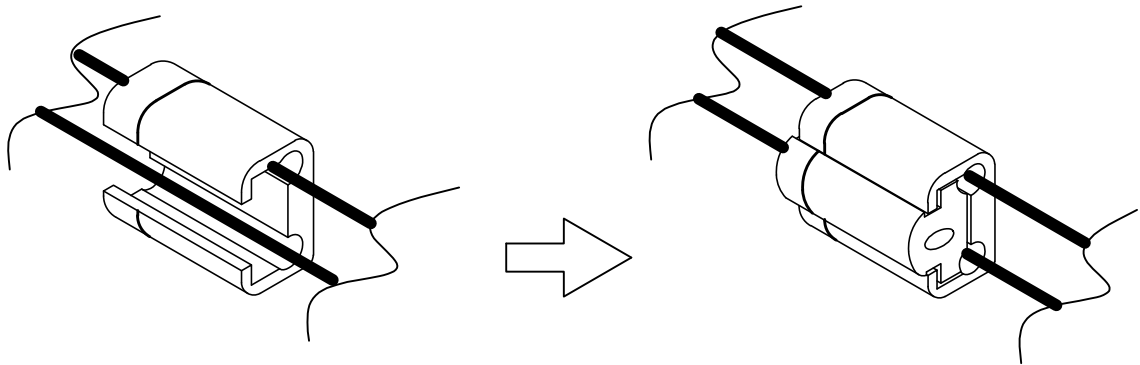
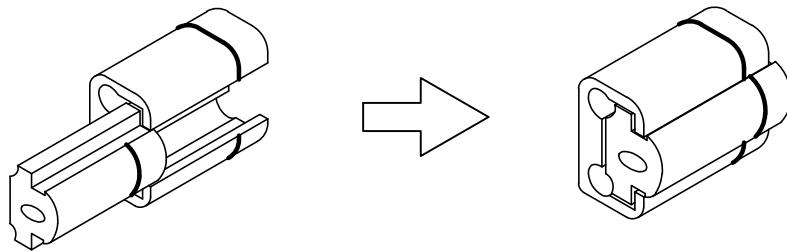
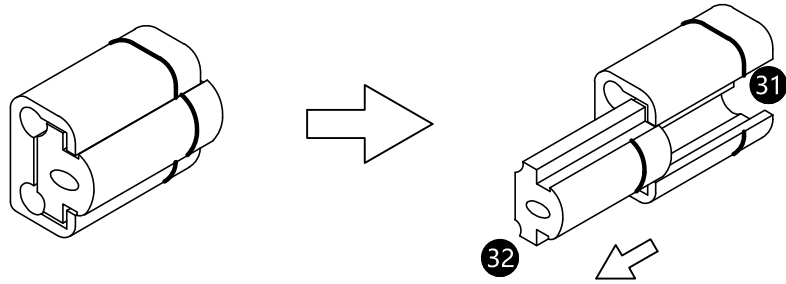
M8\*20  
BX2pcs



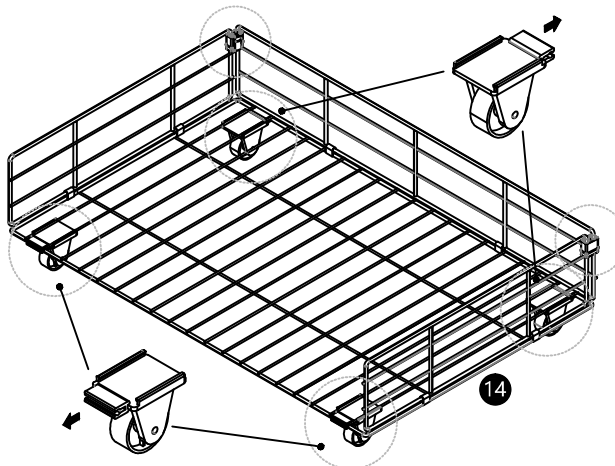
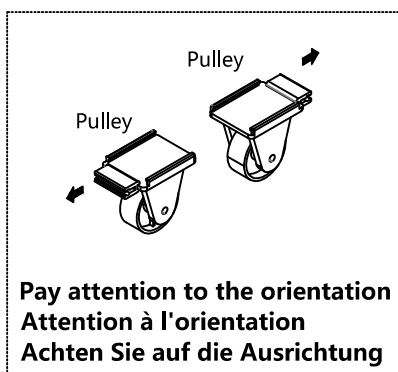
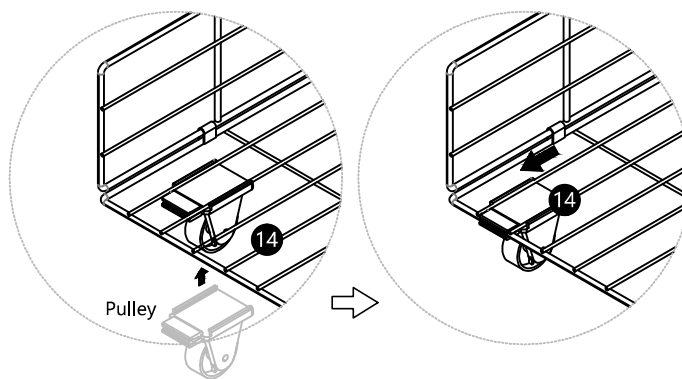
Tighten all screws  
Alle Schrauben anziehen  
Serrer toutes les vis



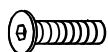
9



# 10

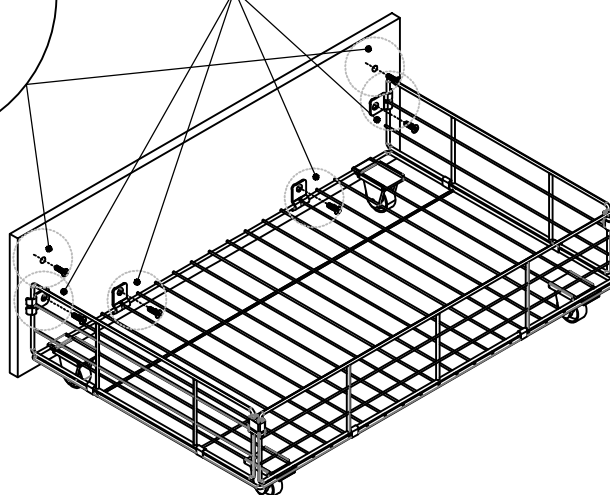
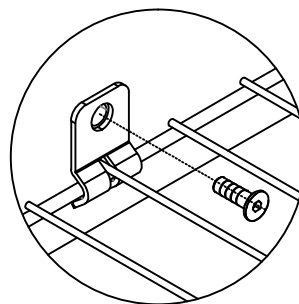
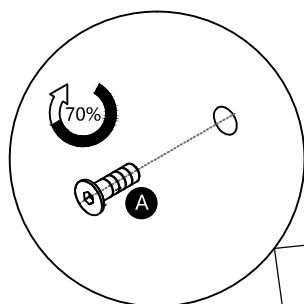


# 11



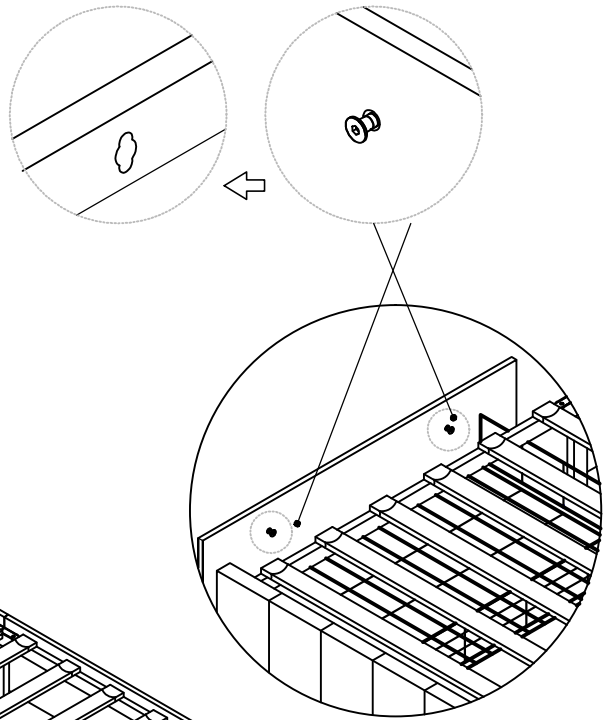
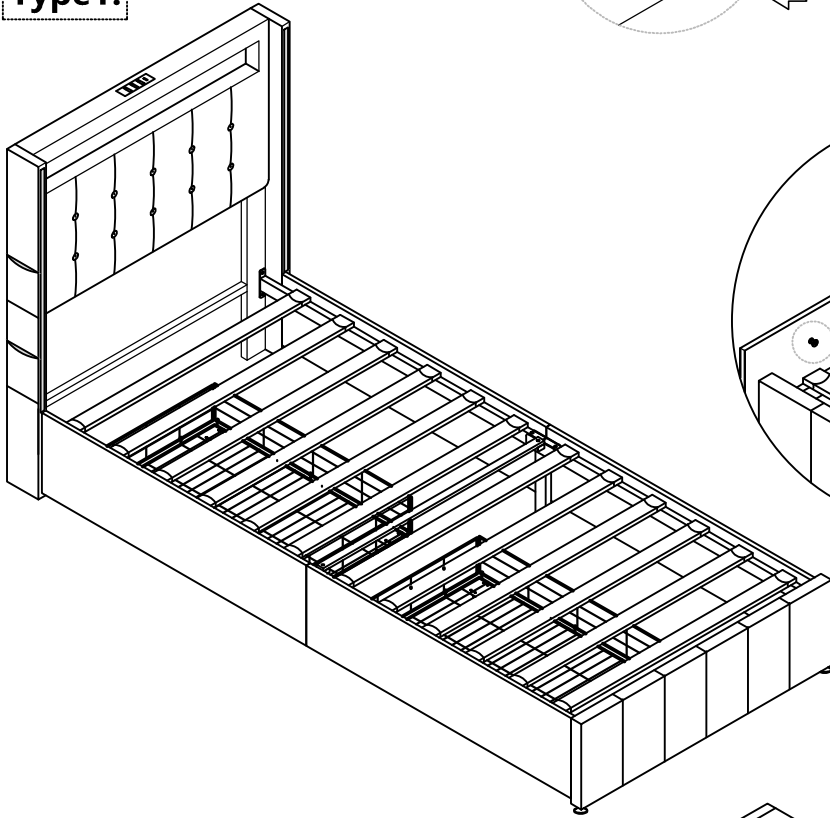
AX6pcs

# X2

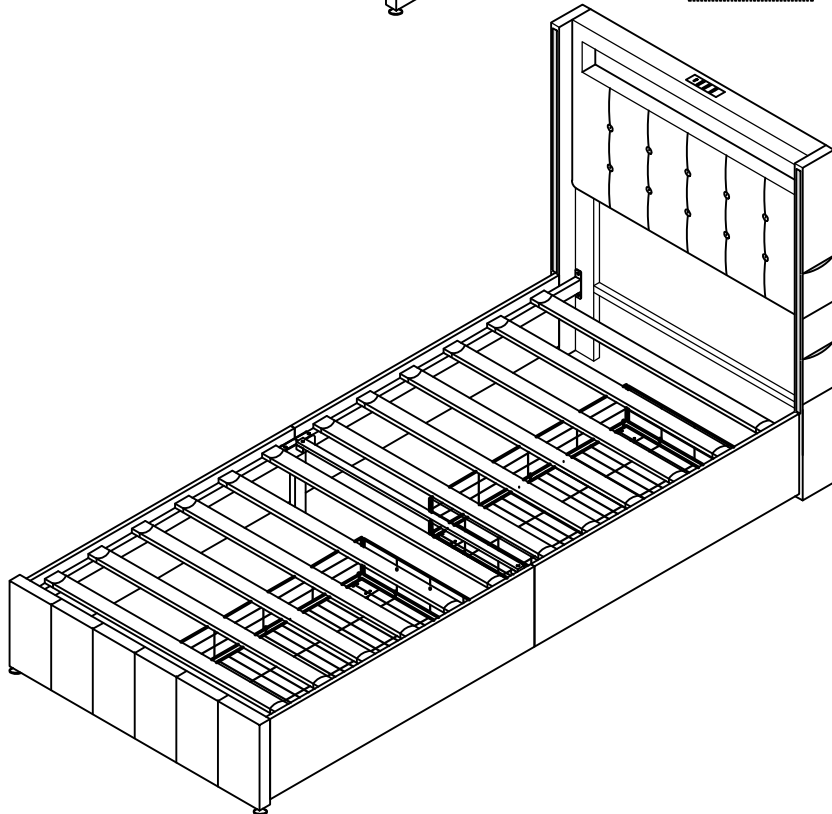


# 12

Type1:



Type2:







## Verification of Compliance

**Verification No.:** MK23020083-P01C01

**Name and address of Applicant:** **Shenzhen Hongzhengyu Technology Co., LTD**  
Shenzhen baoan district rock street industrial science and technology industrial park of 2 Hai'an lanyu 3 5 floor of A

**Name and address of Manufacturer:** **Shenzhen Hongzhengyu Technology Co., LTD**  
Shenzhen baoan district rock street industrial science and technology industrial park of 2 Hai'an lanyu 3 5 floor of A

**Product name:** **Lamp strip**  
HZY-2835-120D-12V, HZY-2835-30D-5V, HZY-2835-60D-5V, HZY-2835-120D-5V, HZY-2835-60D-12V, HZY-2835-60D-24V, HZY-2835-120D-24V, HZY-2835RGB-60D-5V, HZY-2835RGB-60D-12V, HZY-5050-30D-5V, HZY-5050-60D-5V, HZY-5050-30D-12V, HZY-5050-60D-12V, HZY-5050-60D-24V, HZY-5050RGB-30D-5V, HZY-5050RGB-60D-5V, HZY-5050RGB-30D-12V, HZY-5050RGB-60D-12V, HZY-5050RGB-60D-24V

**Product model(s):**

**Product trademark:** N/A

This verification confirms that the product meets the requirements of the following standard.  
The conformity was demonstrated based on following standard(s) listed by European Commission as harmonized with Directive RoHS 2.0 Directive (EU) 2015/863 and (EU)2017/2102 amending Annex II to Directive 2011/65/EU

IEC 62321-1:2013	IEC 62321-3-1:2013
IEC 62321-4:2013/AMD1:2017	IEC 62321-5:2013
IEC 62321:6-2015	IEC 62321-7-1:2015
IEC 62321-7-2:2017	IEC 62321-8:2017

*The verification has been carried out in accordance with individual rules and conditions agreed with the applicant. Evaluation has been carried out in accordance with:*

**Test report(s) No.:** MK23020083-P01C01  
**Test conducted by:** TMC Testing Services (Shenzhen) Co., Ltd.  
**Verification issue date:** February 25, 2023

**Notes:**

*This verification refers to the above mentioned product and its conformity in regards of above mentioned standard(s) was proven on test sample.*

*This verification does not imply meeting all essential requirements, assessment of the series-production or any other restricted Notified Bodies conformity assessment procedure appropriate for the product.*

*This verification holder shall use this verification in connection to verification of conformity and technical data relevant for the product the verification was issued.*

**TMC Testing Services (Shenzhen) Co., Ltd.**

t:86-755-86642861 cert@tmc-lab.com www.tmc-lab.com

1st Floor, Block A1, Zone A, Xinshidai Gongrong Industrial Park, No. 2, Shihuan Road, Shiyuan Street, Baoan District, Shenzhen, China



TMC