



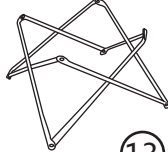

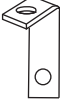






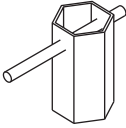

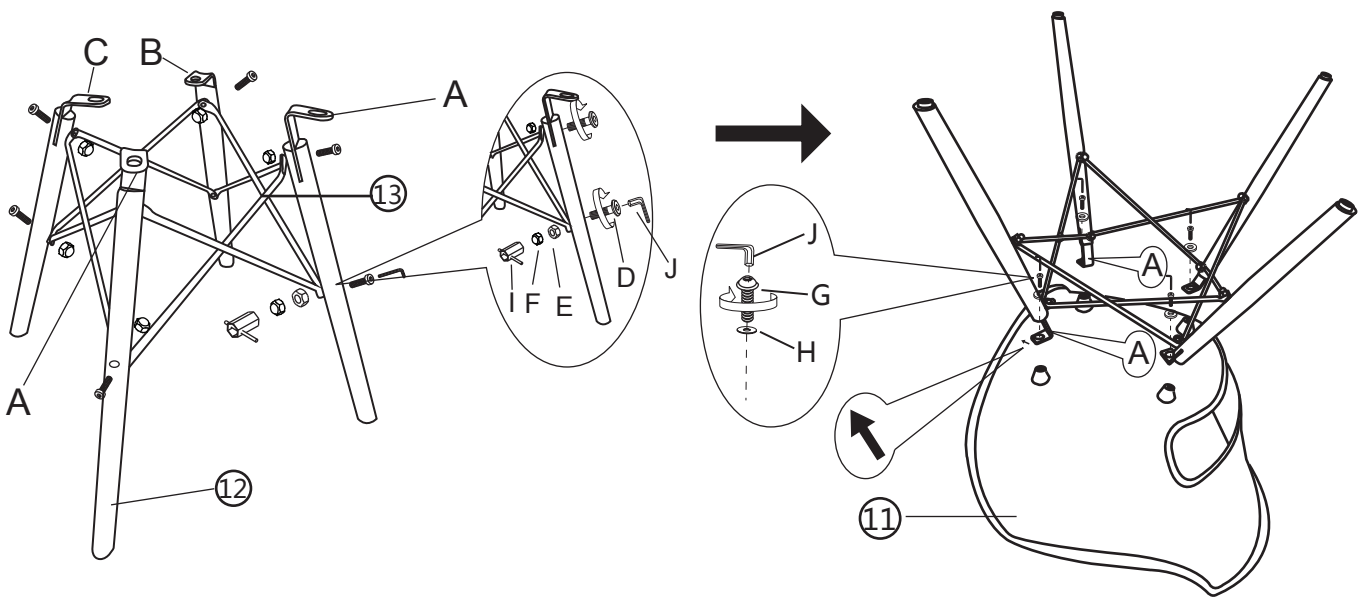


Rockville

| | | | | | |
|----------------------------------------------------------------------------------------------|----------------------------------------------------------------------------------------------|---------------------------------------------------------------------------------------------------|----------------------------------------------------------------------------------------------|------------------------------------------------------------------------------------------------|-----------------------------------------------------------------------------------------------------|
|  |  |  ⑪ x1 |  ⑫ x4 |  ⑬ x1 |  A x2 |
|  B x1 |  C x1 |  M6x35mm D x8 |  M6 E x8 |  M6 F x8 |  M6x15mm G x4 |
|  M6 H x4 |  M6 I x1 |  M6 J x1 | | | |



- (D) Bitte überprüfen Sie in regelmäßigen Abständen den festen Sitz der Schrauben!
- (GB) Please check the screws for tightness at regular intervals!
- (F) Veuillez contrôler régulièrement que les vis sont convenablement serrées !
- (ES) ¡Compruebe periódicamente que los tornillos estén bien apretados!
- (IT) Controllare regolarmente che le viti siano ben strette!
- (PL) Należy regularnie sprawdzać dokręcenie śrub!
- (NL) Controleer op regelmatige afstanden of de schroeven goed vast zitten.
- (SWE) Kontrollera med jämna mellanrum att skruvarna sitter fast ordentligt!
- (SK) V pravidelných intervaloch kontrolujte pevné dotiahnutie skrutiek!
- (SL) Redno preverjajte, ali so vijaki trdno priviti!
- (HR) Redovito provjeravajte čvrsto nalijeganje vijaka!

MCA
Furniture

