



(D) Videounterstützte Montageanleitung

(TR) Video destekli kurulum talimatları

(RU) инструкция по монтажу с помощью видеосигнала

(RO) Instrucțiuni de instalare acceptate video

(GB) Video-assisted assembly instructions

(IT) Istruzioni di montaggio video-assistite

(CZ) Instalační pokyny podporované videem

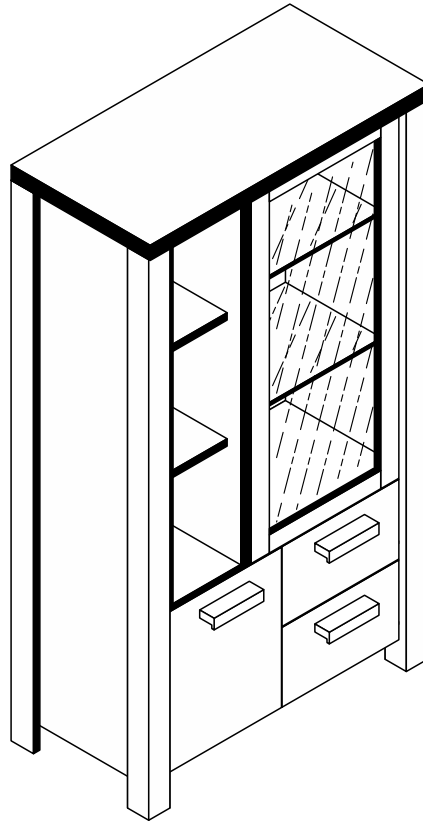
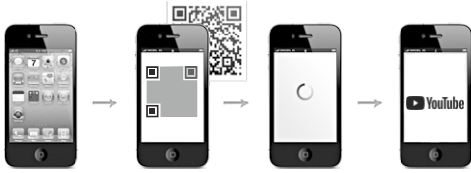
(PL) Instrukcje montażu wspomagane sygnałem wizyjnym

(FR) Instructions de montage assistées par vidéo

(NL) Video-ondersteunde montage-instructies

(HU) Video-támogatott telepítési utasítások

(SK) Inštačné pokyny podporované videom



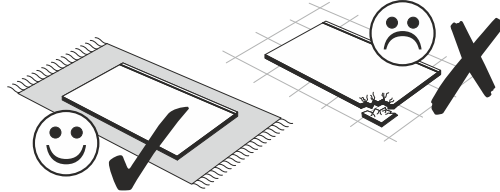
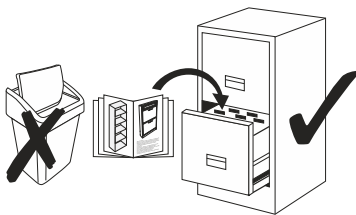



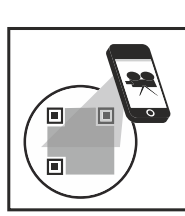
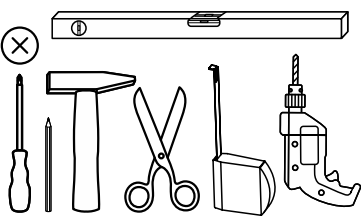


Art.Nr. : 0603-VR_12-1GL

Vitrine

REPC-Nr.:

**Service • Assistenza • Dienstverlening • Serwis
Servis • Szerviz • Сервисная служба**



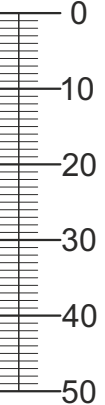
Colli 1/2 : (2) (3) (4) (5) (7) (8) (9) (10) (11) (14) (30)

Colli 2/2 : (1) (6) (12) (13) (15) (16) (17) (18) (19) (20) (21) (22)

(23) (24) (25) (26) (27) (28) (29) Beutel BT1-00144, BT1-00155, BT1-00156

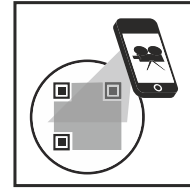
BT1-00155 Colli 2/2

B01-05 6x 6,3x35	B01-10 8x 6,3x50	B01-30 42x 3x16	B01-33 3x 4x17	B01-37 1x 4,5x25	B01-70 4x 3x30
B01-80 11x 3,5x13	B01-90 10x 3,5x20	B01-190 6x M4x20	B01-200 8x 6,3x13	B01-205 8x 6,3x25	B02-08 8x h=10mm
B02-10 28x h=12mm	B02-20 36x	B02-160 12x			



BT1-00144 Colli 2/2

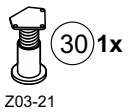
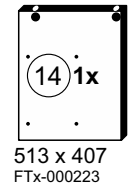
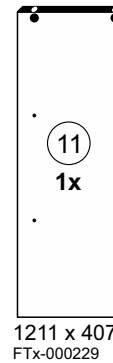
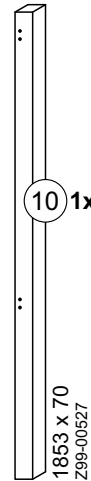
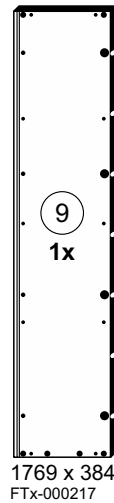
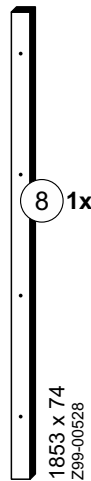
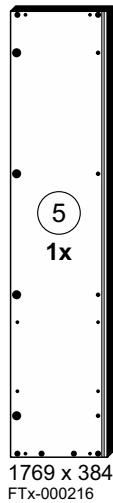
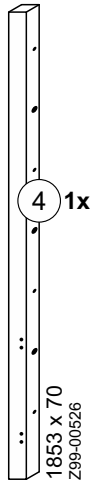
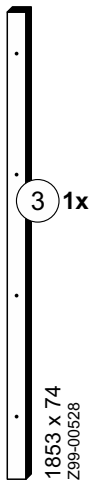
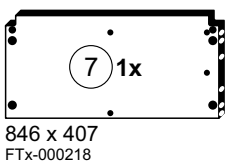
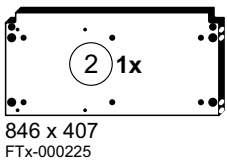
B03-19 4x	B03-39 4x 17er
--------------	----------------------



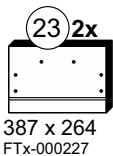
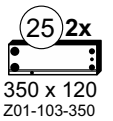
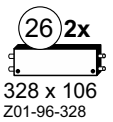
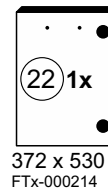
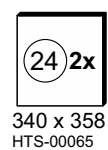
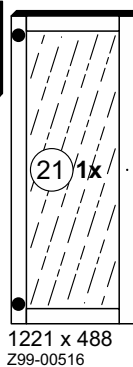
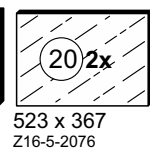
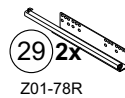
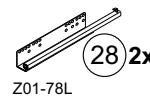
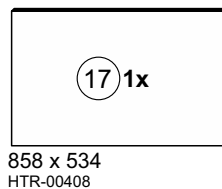
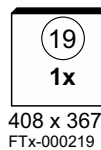
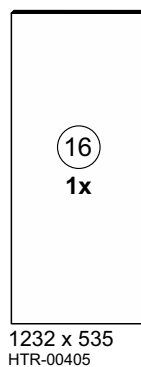
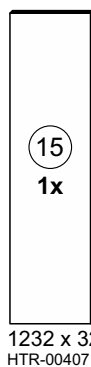
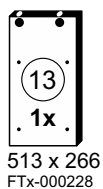
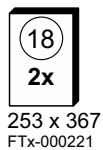
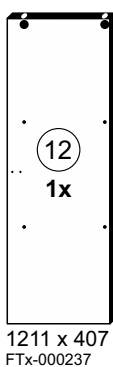
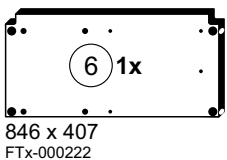
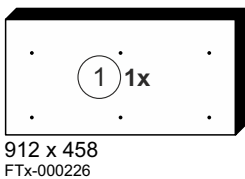
BT1-00156 Colli 2/2

B02-103 18x 8x30	B03-148 1x	B03-149 1x	B03-150 1x	B03-157 1x	Push	B05-01 6x
B05-20 2x	B05-110 8x	B05-130 2x	B05-185 6x	B05-190 4x	B06-490 3x	
B08-80 1x						






Colli 1/2

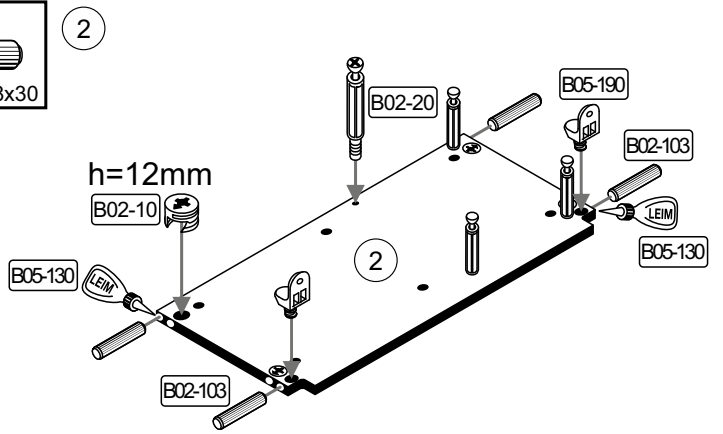


Colli 2/2





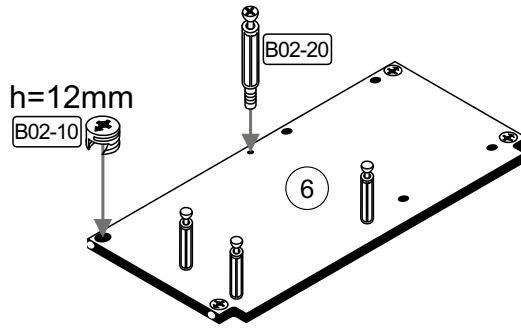
1

B02-10		B02-20		B02-103	
4x	h=12mm	4x		4x	8x30
B05-130		B05-190			
1x		2x			


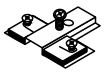


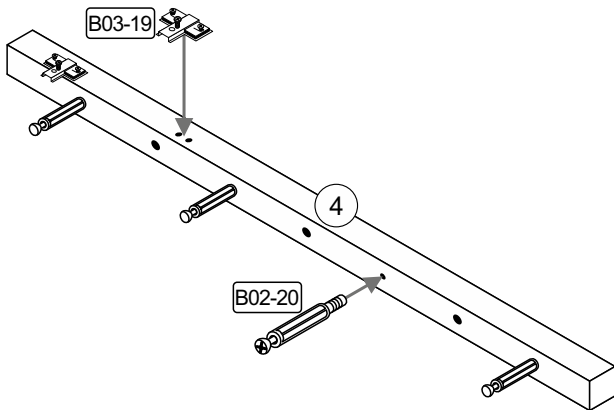
2

B02-10		B02-20	
4x	h=12mm	4x	


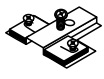


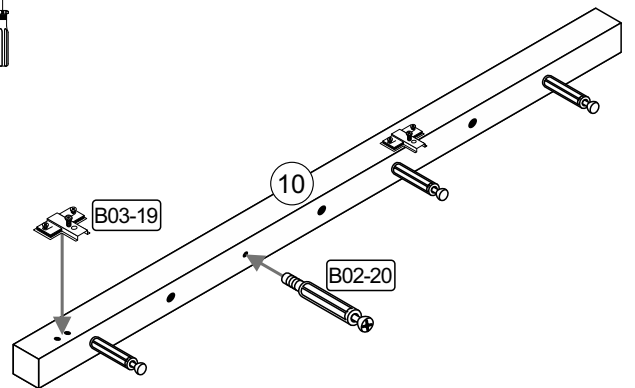
3

B02-20		B03-19	
4x		2x	







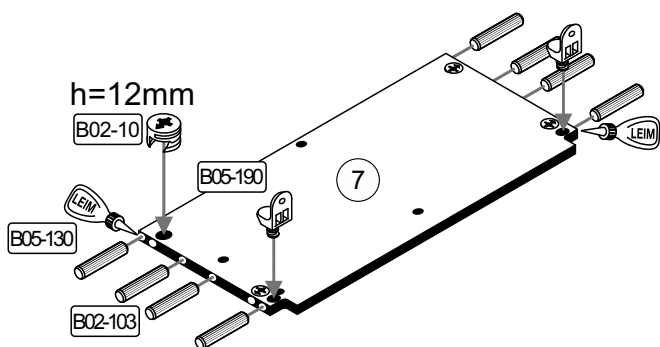
4

B02-20		B03-19	
4x		2x	





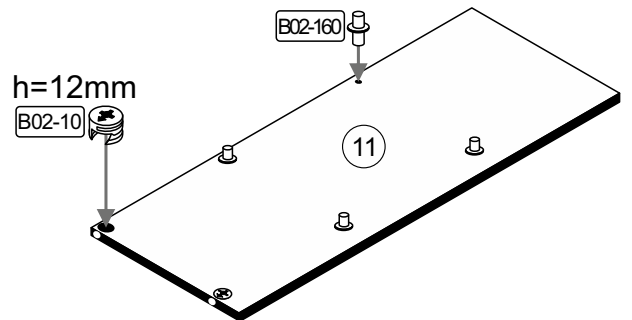
5

B02-10		B02-103	
4x	h=12mm	8x	8x30
B05-130		B05-190	
1x		2x	








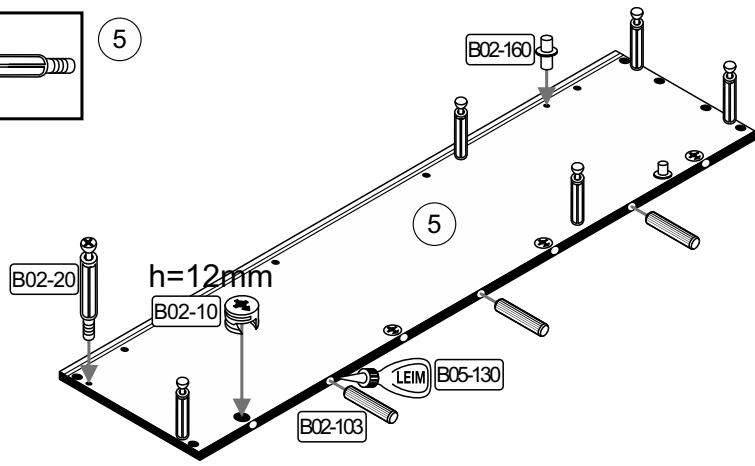
6

B02-10		B02-160	
2x	h=12mm	4x	





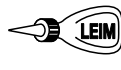


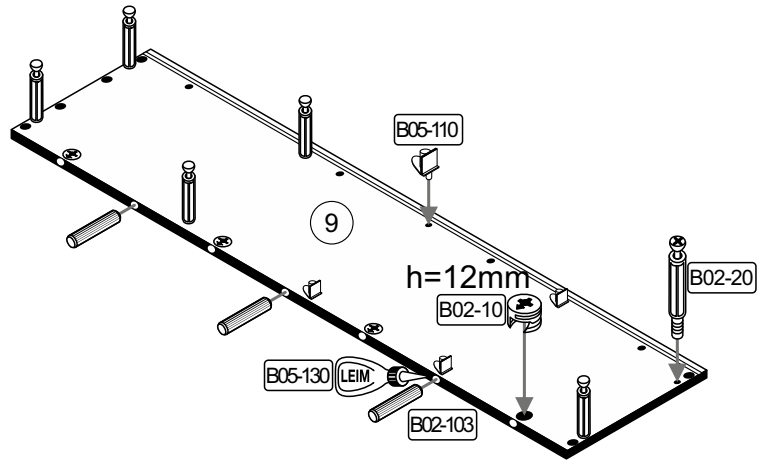
7

B02-10		B02-20	
4x	h=12mm	6x	
B02-103			
3x	8x30		
B02-160			
2x			
B05-130			
1x	LEIM		









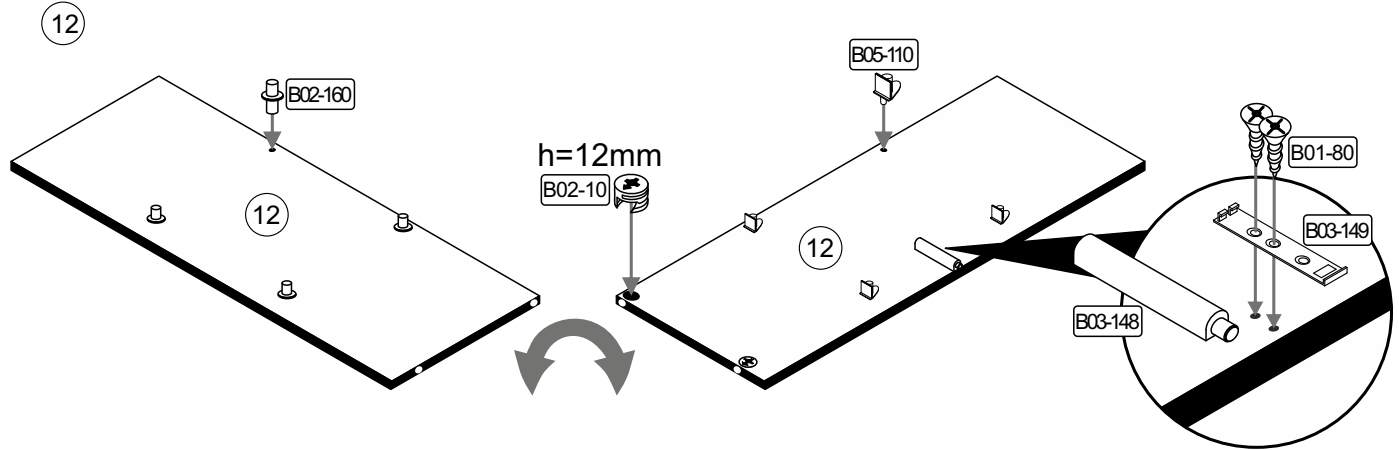
8

B02-10		B02-20	
4x	h=12mm	6x	
B02-103			
3x	8x30		
B05-110			
4x			
B05-130			
1x	LEIM		





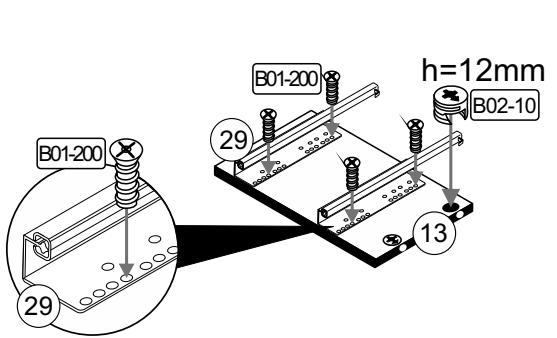
9

B01-80		B02-10		B02-160		B03-148		B03-149		B05-110	
2x	3,5x13	2x	h=12mm	4x		1x		1x		4x	





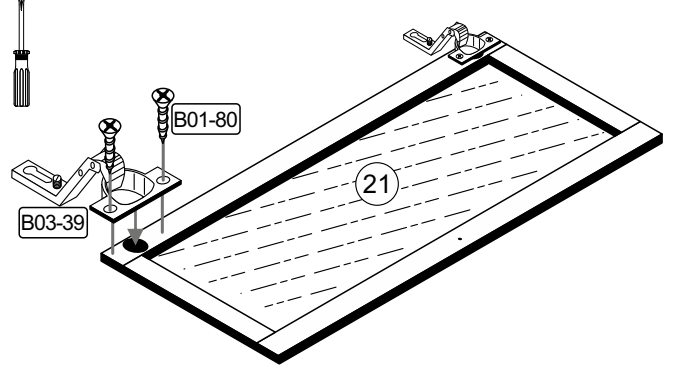
10

B01-200		B02-10	
4x	6,3x13	2x	h=12mm



11

B01-80		B03-39	
4x	3,5x13	2x	17er



12

B01-200		B02-10	
4x	6,3x13	2x	h=12mm
B02-160		14	
2x		28	

13

B01-37		B01-80		B01-190		B03-42		B06-490		22
1x	4,5x25	4x	3,5x13	2x	M4x20	2x	8er	1x		

1.

2.

14

B01-37		B01-190		B02-08		B02-20		B06-490		23	25	27
1x	4,5x25	4x	M4x20	8x	h=10mm	8x		2x				

1.

2.

15

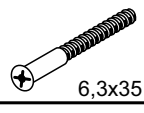
B01-30		B01-70		23	24	25	26	27
8x	3x16	4x	3x30					


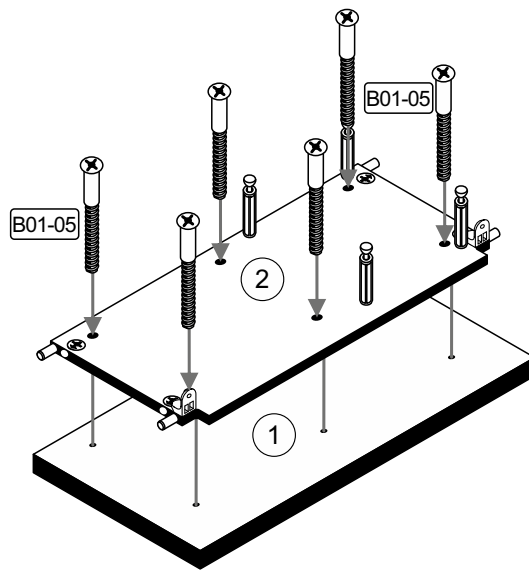
1.

2.


4.


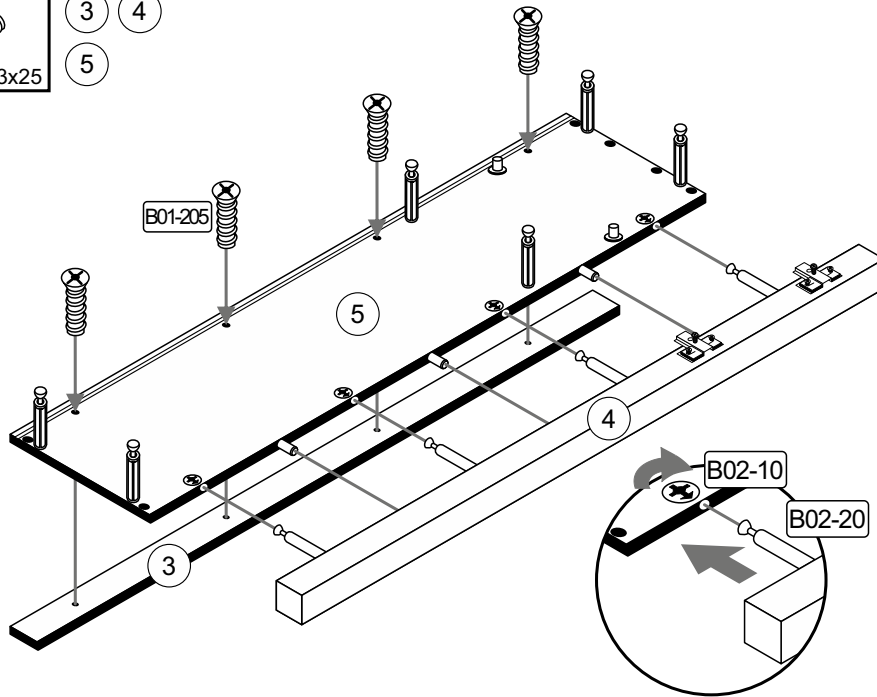
16

B01-05		1
6x	6,3x35	2






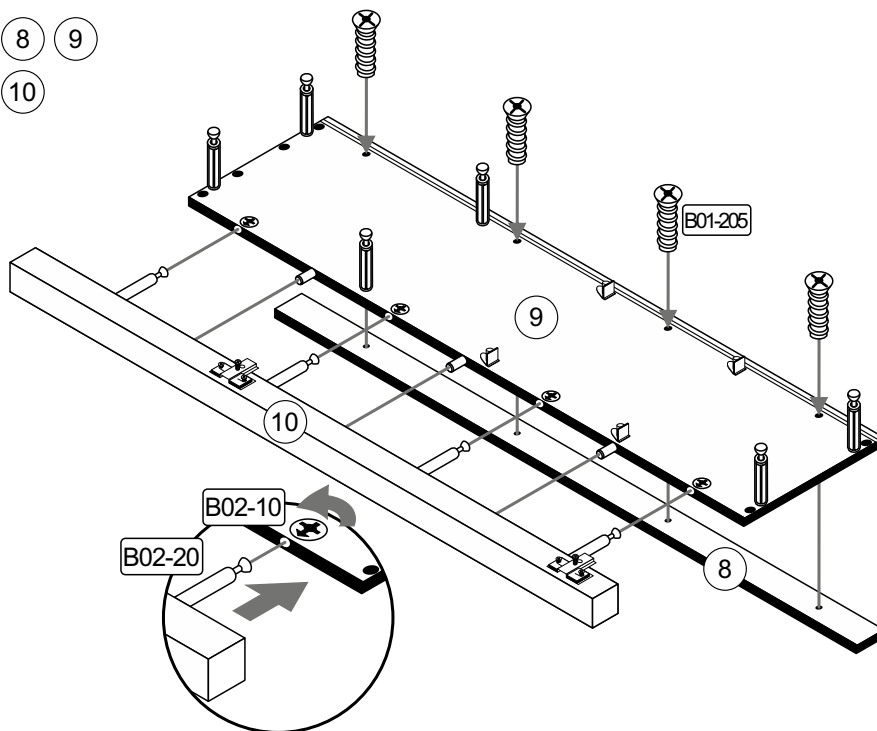
17

B01-205		3	4
4x	6,3x25	5	

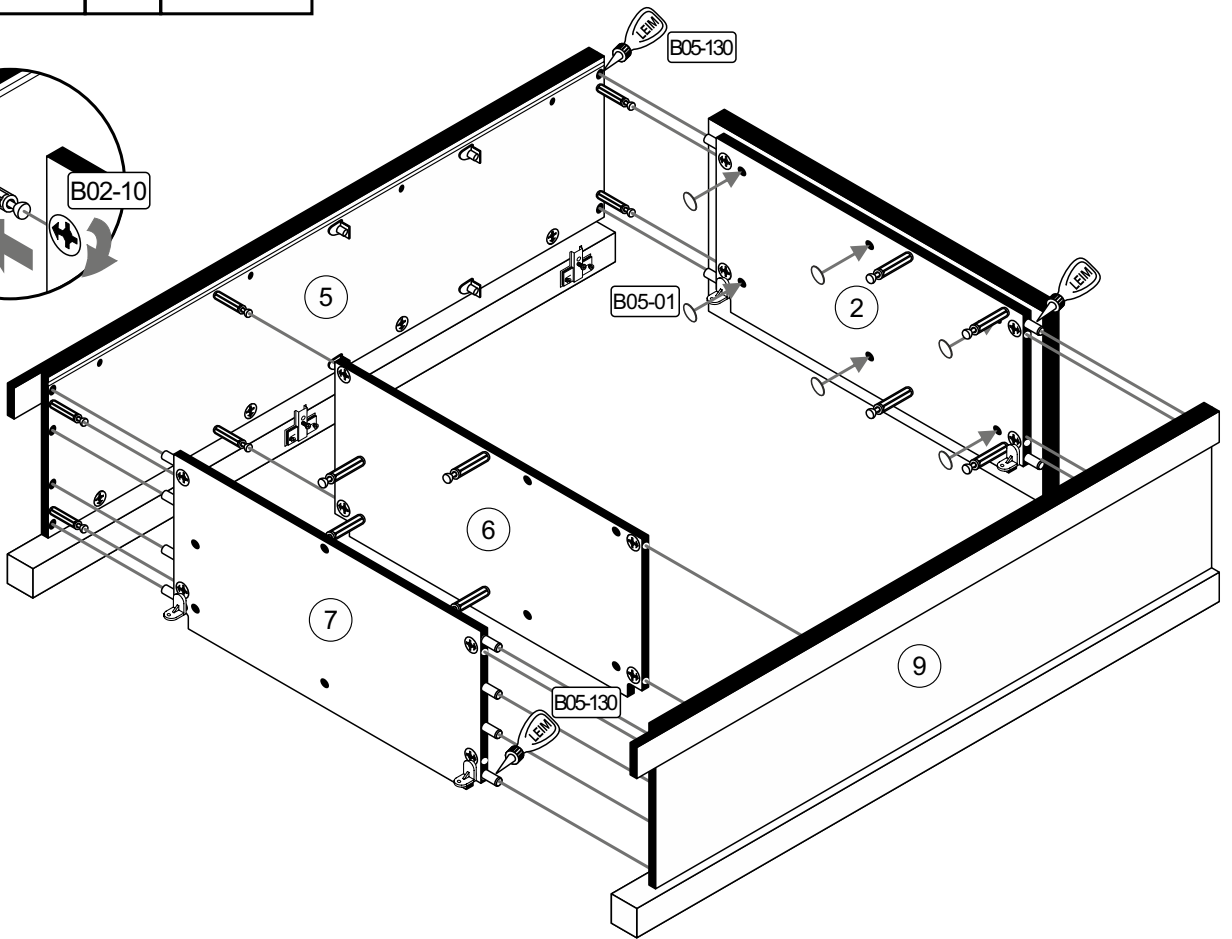
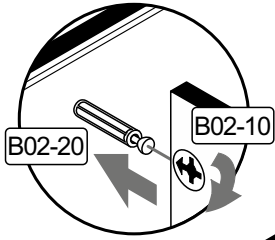



18

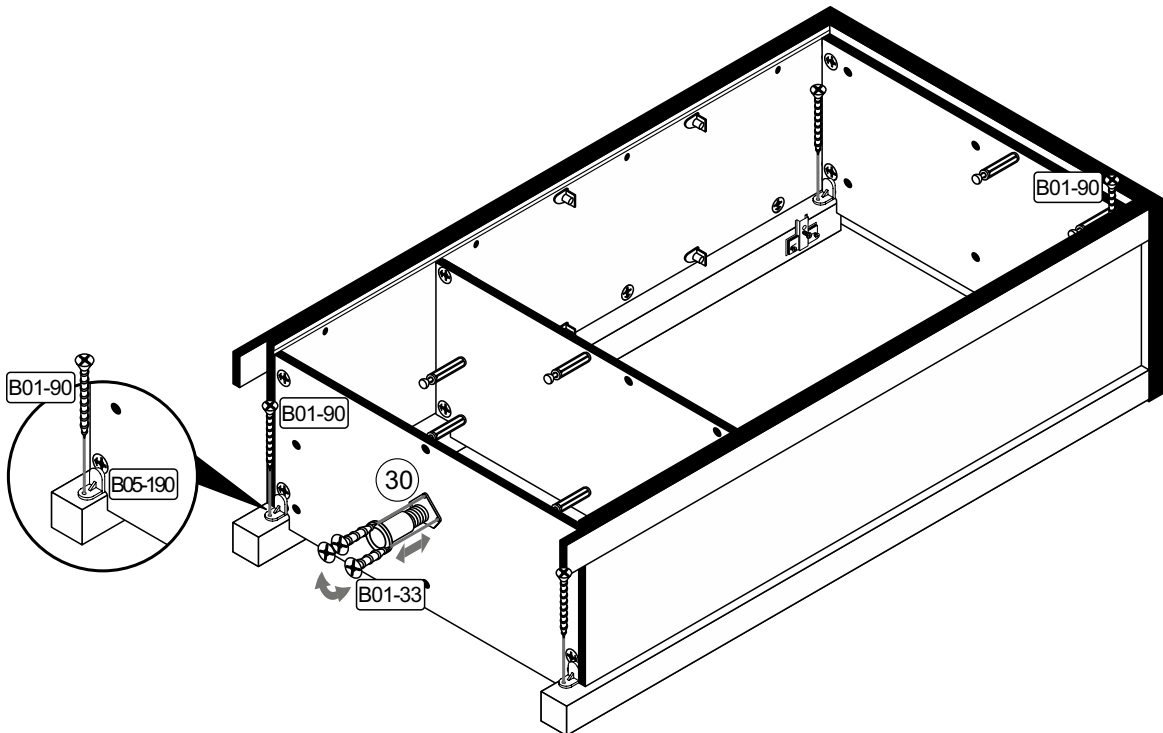
B01-205		8	9
4x	6,3x25	10	

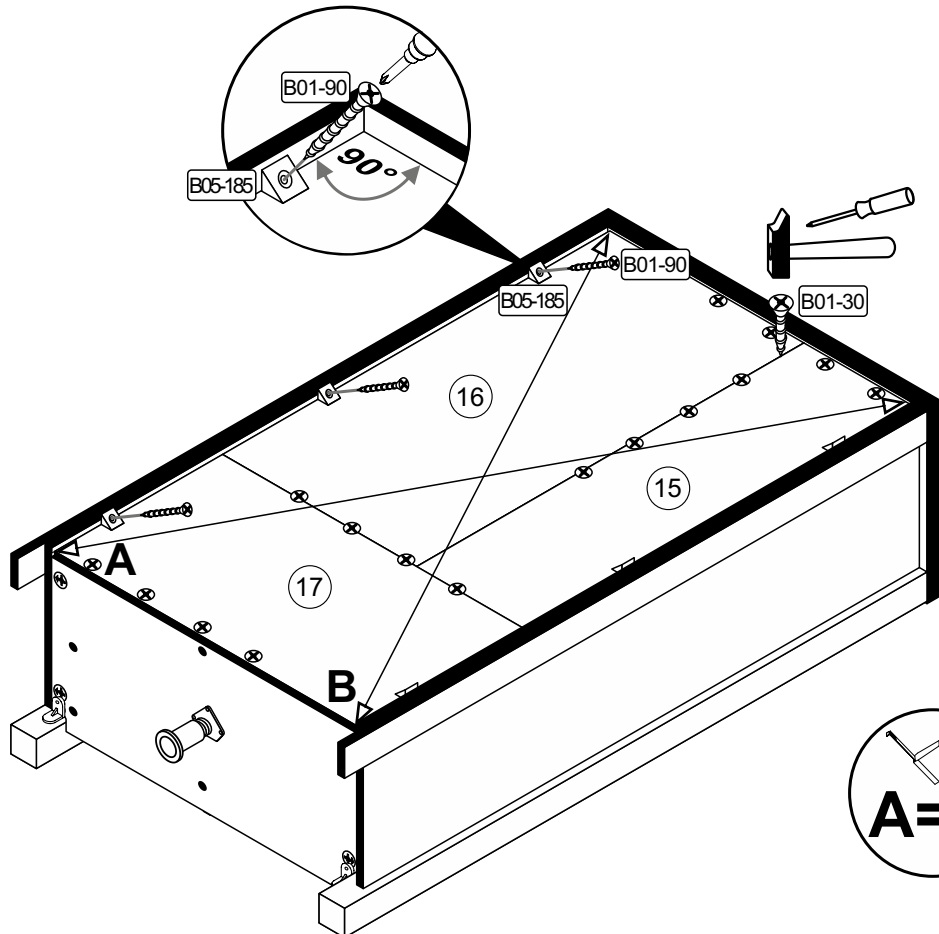
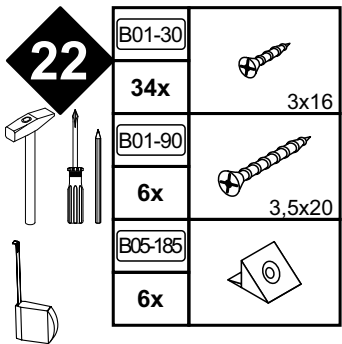
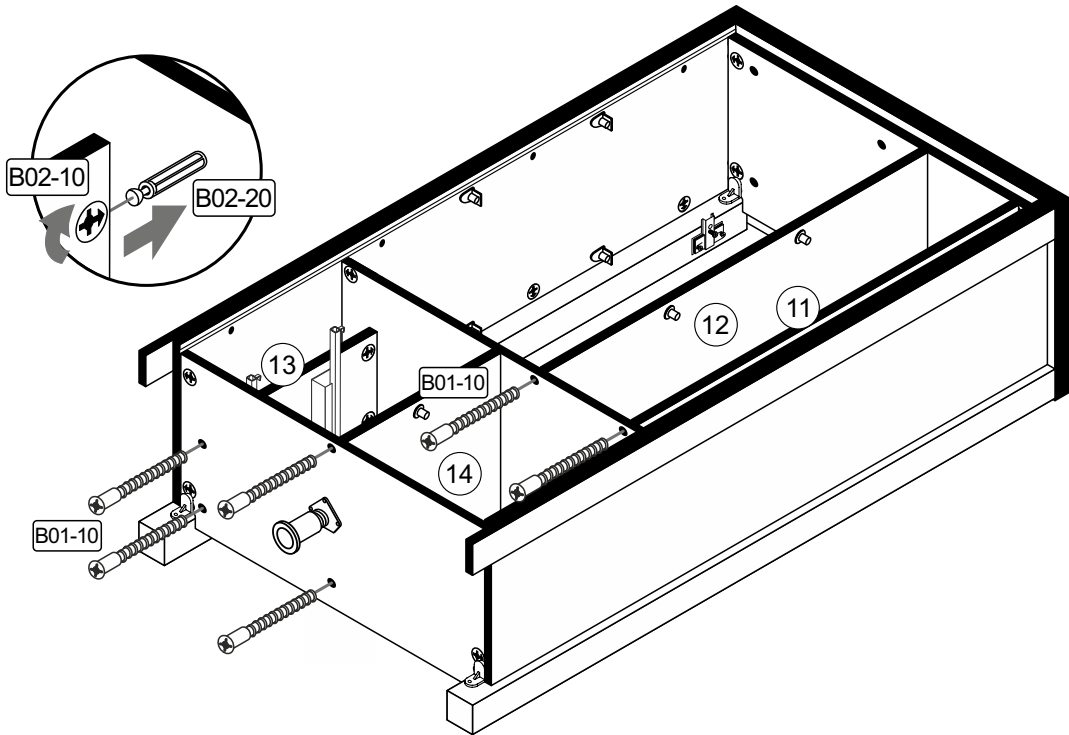
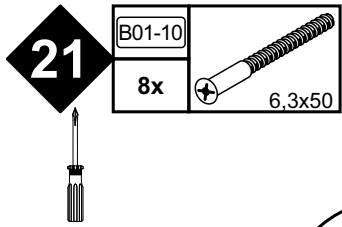



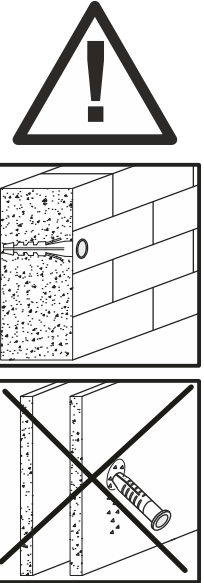
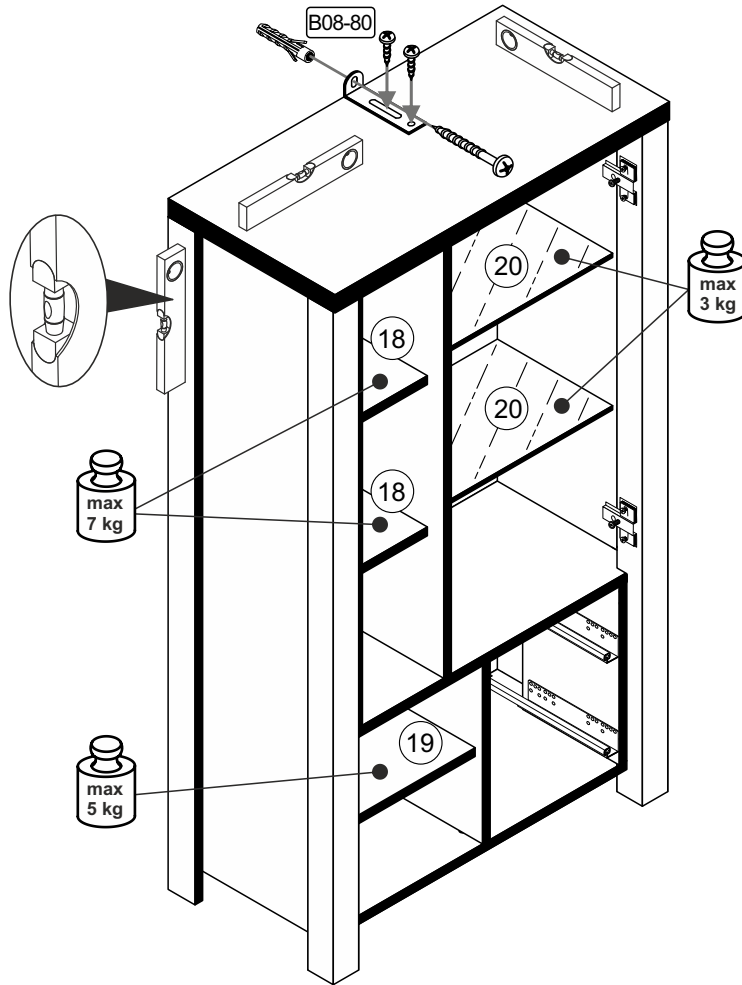
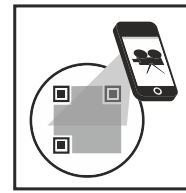
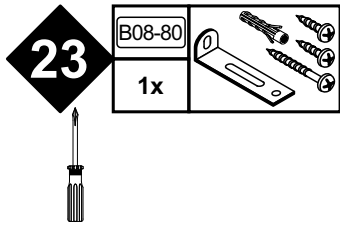
19	B05-01	B05-130	LEIM
	6x	1x	



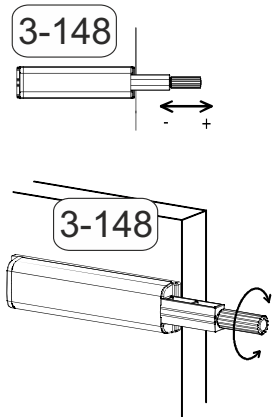
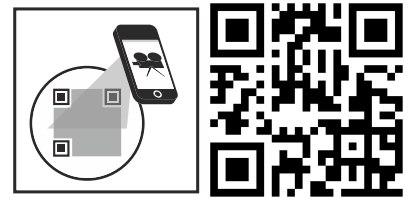
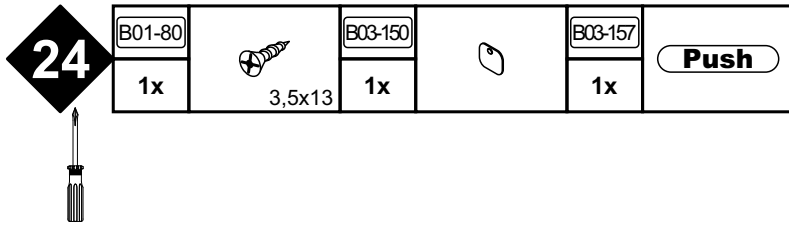
20	B01-33	B01-90	3.5x20
	3x	4x	



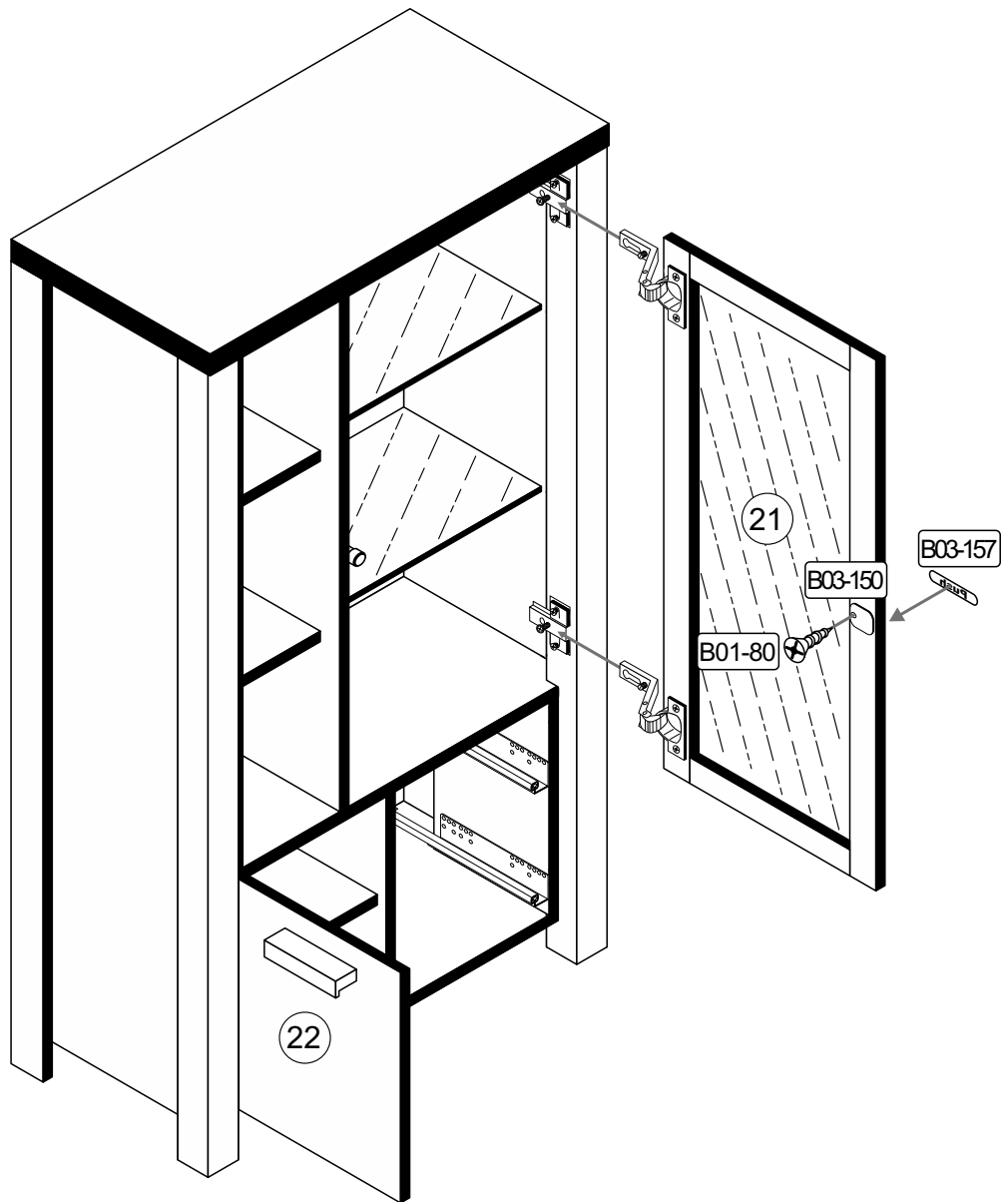




Achtung • Attention • Attenzione • Opgelet • Uwaga • Pozor • Figyelem • Atenție • Dikkat • Внимание	
(D)	Wandbefestigung dient als Kippschutz - unbedingt anbringen! Bei einigen Wandtypen kann ein Spezialdübel erforderlich sein!
(GB)	The wall fastening serves to prevent tipping - be absolutely sure to mount it! For certain wall types, a special wall plug may be necessary!
(FR)	La fixation murale sert de protection contre le basculement – à installer impérativement ! Pour certains types de murs il faut des chevilles spéciales !
(TR)	Duvardaki sabitleme, devrilmeye karşı bir emniyet tedbiridir ve mutlaka monte edilmelidir! Bazı duvar tiplerinde bunun için özel bir dübel gerekli olabilir!
(IT)	Il fissaggio alla parete serve da protezione anti-ribaltamento – attaccarla assolutamente! Per alcune strutture di parete può essere necessario un tassello speciale!
(NL)	Bevestiging aan de muur dient als kantelbescherming – zeker en vast bevestigen! Bij enkele muurtypes is een speciale plug misschien vereist!
(RU)	Обязательно установите крепление на стене во избежание опрокидывания! Для некоторых типов стен может потребоваться специальный дюбель!
(CZ)	Montáž na stěnu slouží jako ochrana proti převrnutí – bezpodmínečně umístěte! U některých typů stěn může být zapotřebí speciální hmoždinka!
(HU)	A terméket a falhoz kel rögzíteni, különben az felborulhat! Egyes faltípusoknál speciális tiplit kell használni!
(RO)	Sistemul de fixare la perete servește ca protecție la răsturnare - de montat obligatoriu! Pentru unele tipuri de perți este posibil să fie necesar un diblu special!
(PL)	Mocowanie do ściany jest jednocześnie zabezpieczeniem przed przewróceniem – koniecznie zamontować! Do niektórych rodzajów ścian koniecznie zastosować specjalne kołki mocujące.
(SK)	Upevnenie na stenu slúži ako ochrana proti prevráteniu – bezpodmienečne použite! Pre niektoré druhy stien môže byť potrebná špeciálna hmoždinka!



Zur Verstärkung oder Minderung des Hubes das vordere Stück des Beschlages hinein oder heraus drehen.



- Türen einstellen (Scharniere justieren)**
- Adjusting the doors (adjusting the hinges)**
- Régler les portes (ajuster les charnières)**
- Sistemare le porte (regolare le cerniere)**
- Deuren instellen (scharnieren afstellen)**
- Nastawić drzwi (wyregulować zawiasy)**
- Vyrovnejte dvířka (seřid'ťe závěsy)**
- Nastavenie dverí (nastavenie závesov)**
- Állítsa be az ajtókat (állítsa be a zsanérokat)**
- Reglare uși (ajustare balamale)**
- Kapıların ayarlanması (menteşelerin seviye ayarı)**
- Регулировка дверей (регулировка шарнира)**

