

## Ø 6,4 mm

D1 = 6,4 + 0,08 / - 0,15 mm

D2 = 13,0 + 0 / - 1,5 mm






k = 1,8 + / - 0,4 mm

d = 3,85 mm

P = ≥ 31,0 mm

L = + 1,0 / - 0,2 mm

 6,5 mm

	F-Max				
6,4 x 10,0 mm	16,4 mm	2,0 - 4,0 mm	70301 64100	6500 N	8850 N
6,4 x 12,0 mm	18,4 mm	4,0 - 6,0 mm	70301 64120		
6,4 x 15,0 mm	21,4 mm	6,0 - 9,0 mm	70301 64150		
6,4 x 18,0 mm	24,4 mm	9,0 - 13,0 mm	70301 64180		
6,4 x 20,0 mm	26,4 mm	13,0 - 16,0 mm	70301 64200		
6,4 x 25,0 mm	31,4 mm	16,0 - 20,0 mm	70301 64250		