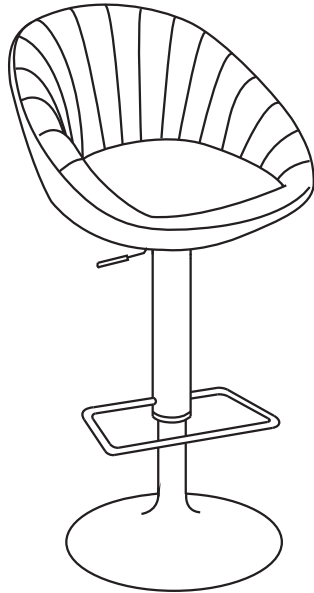






# Montageanleitung



Barhocker  
M-90036P



## Teileliste

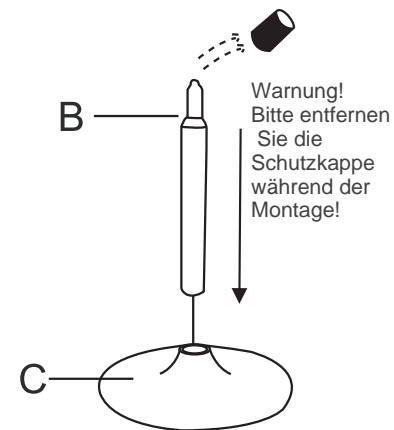
LABEL		BESCHREIBUNG	MENGE
A		Sitzfläche	1
B		Gasfeder	1
C		Fußgestell	1
D		Fußstütze	1

## Hardware-Liste

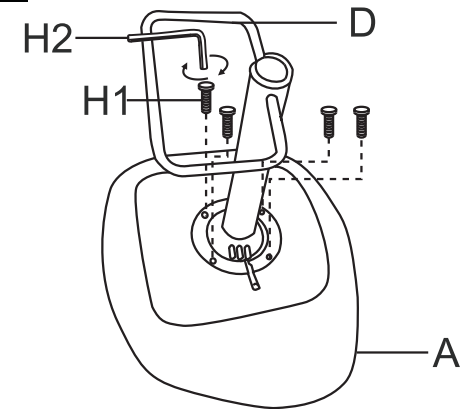
LABEL		BESCHREIBUNG	MENGE
H1		Schrauben M6*16MM	4
H2		Inbusschlüssel M6	1

## Montageschritte

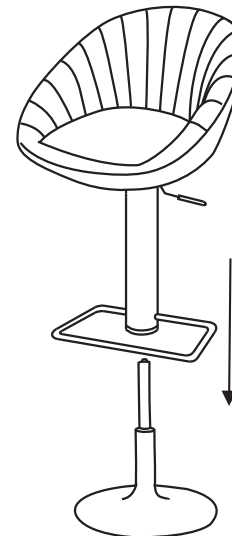
1



2



3



4

