

Quick CT-Factor Setup Guide

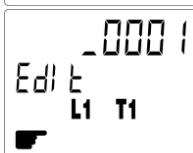

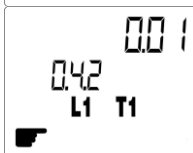
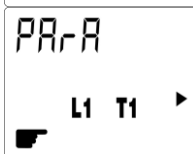
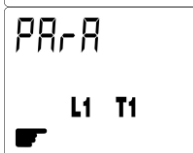
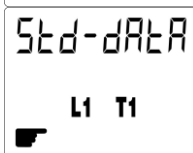
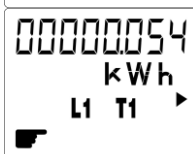
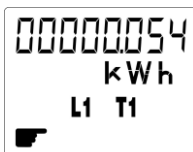
for SINUS Energy Meters

SINUS 5//1 S0 / M-Bus / Modbus

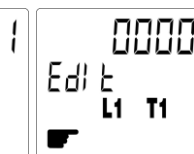
Please completely read this manual before starting to set the device!

Attention! Adjusting the CT-factor of the SINUS 5//1 is possible once only!

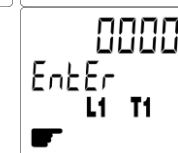
- After connecting the meter the following display appears:
The blinking hand signalizes – the meter has not been set yet.
- Hold the left button until an arrow appears on the right edge of the display. At appearance of the arrow, immediately release the button.
- The following message appears on the display.
- After **short** press (≤ 1 sec.) of the right button appears:
- Hold the left button until the arrow appears again. At appearance of the arrow, immediately release the button.
- The following message appears on the display.
- Hold the left button until the arrow appears again. At appearance of the arrow, immediately release the button.
- The following message appears on the display. The first digit is blinking, the display changes to „Edit mit 0.4.2“



- Now enter the CT-factor by pressing the buttons. The left button changes the digit, the right button increases the value.
Attention! You have to press through all (00001) digits!



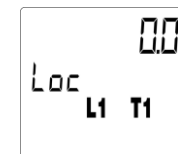
- Short press the left button. The following message appears. The display changes to „EntEr mit 0.4.2“



- Hold the left button until an arrow appears on the right edge of the display. At appearance of the arrow, immediately release the button.



- The following message appears on the display. Display changes to „Loc mit 0.4.2“. By displaying „Loc“ the blinking hand disappears and the adjustment is completed.



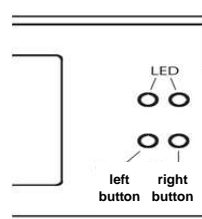
- To return to kWh-mode hold any key until kWh appears. If 12. wasn't executed, the mode changes by itself to kWh after 5 minutes.



What is CT-factor?
What are OBIS-codes?

e.g. transformer 250/5A = factor 50
Codes for measuring values e.g. 0.4.2 = CT-factor

Buttons:



Adjusting the CT-factor of the SINUS 5//1 is possible once only!