



**D** Montageanleitung

**GB** Assembly instructions

**FR** Notice de montage

**NL** Handleiding voor de montage

**CZ** Montážní návod

**IT** Istruzioni di montaggio

**RO** Instrucțiuni de montaj

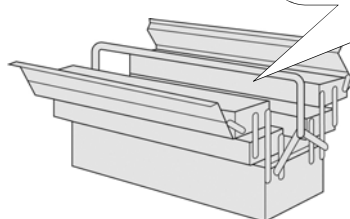
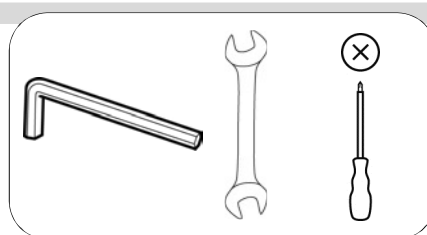


**RU** инструкция по сборке

**PL** Instrukcja montażu

**SK** Návod na montáž

**HU** Szerelési útmutató

**TR** Montaj talimati




Bei der Montage Kopfteilbrett unbedingt beachten !

**Bettkasten  
Außenseite**

**Teil 4  
Bettseite-  
Innen**

Kopfteilbrett vor der Montage

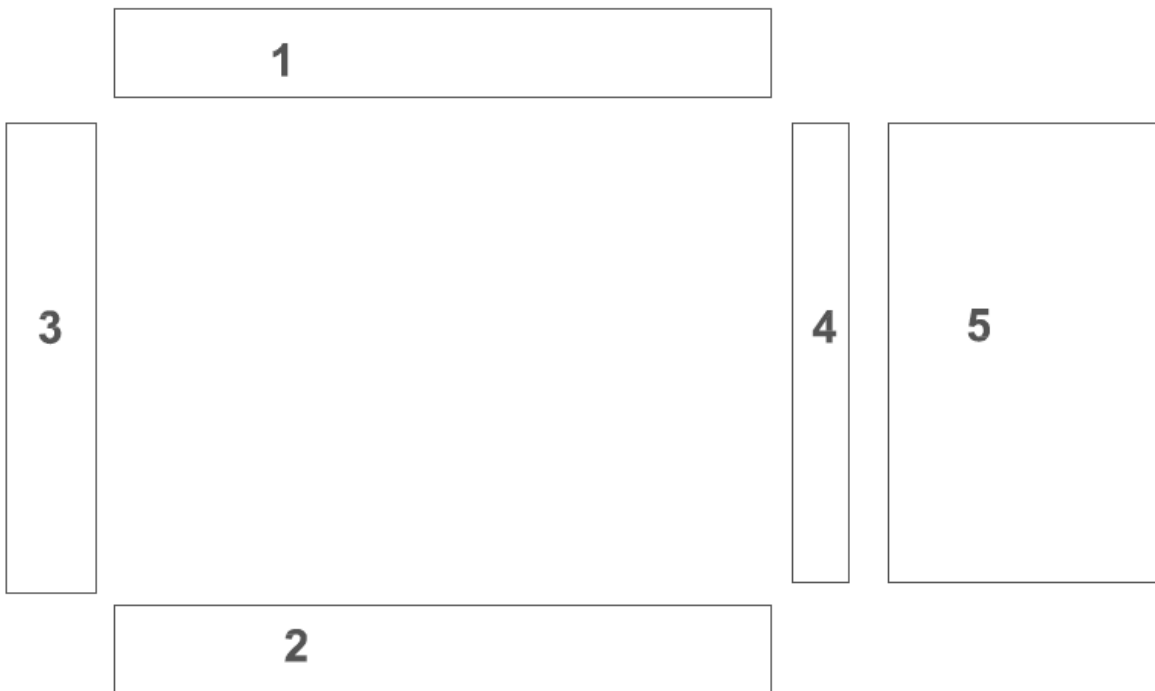


Kopfteilbrett nach der Montage



0  
10  
20  
30  
40  
50  
60  
70  
80  
90  
100  
110  
120  
130  
140  
150  
160  
170  
180  
190  
200


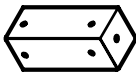



| <b>Service • Assistenza • Dienstverlening • Serwis</b><br><b>Servis • Szerviz • Сервисная служба</b> |                 |
|--|-----------------|
| Name • Nom • Nome • Naam<br>Nazwa • Jméno • Názov • Név<br>Denumire • İsim • Название                | <b>Aiken EB</b> |
| Nr. • No. • N° • Номер • Č • Sz  | <b>SH48-56</b>  |
| Typ • Type • Tip • Típus • Тіро<br>Тип   | <b>BK zerl.</b> |
|  |                 |
|  |                 |

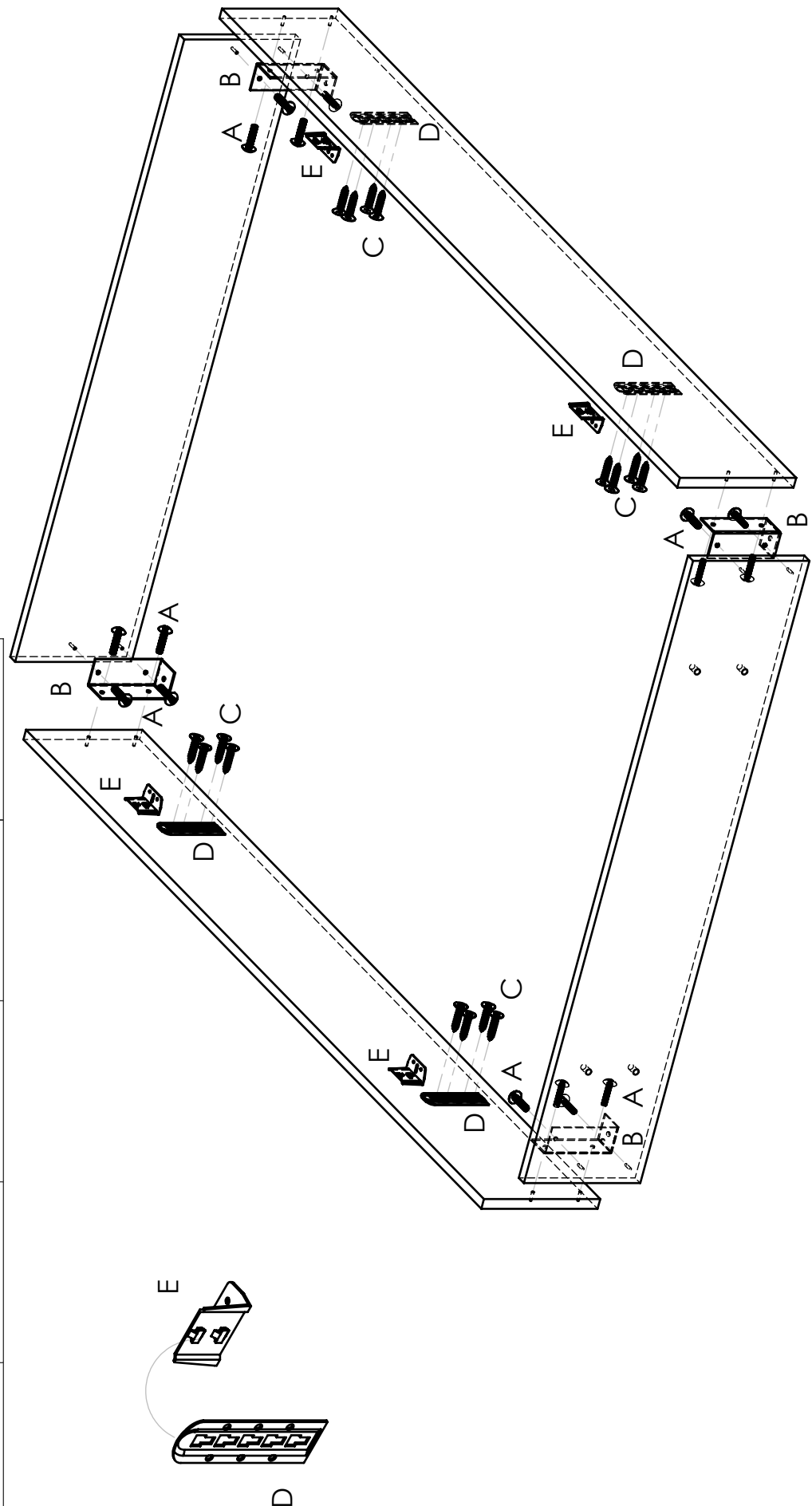


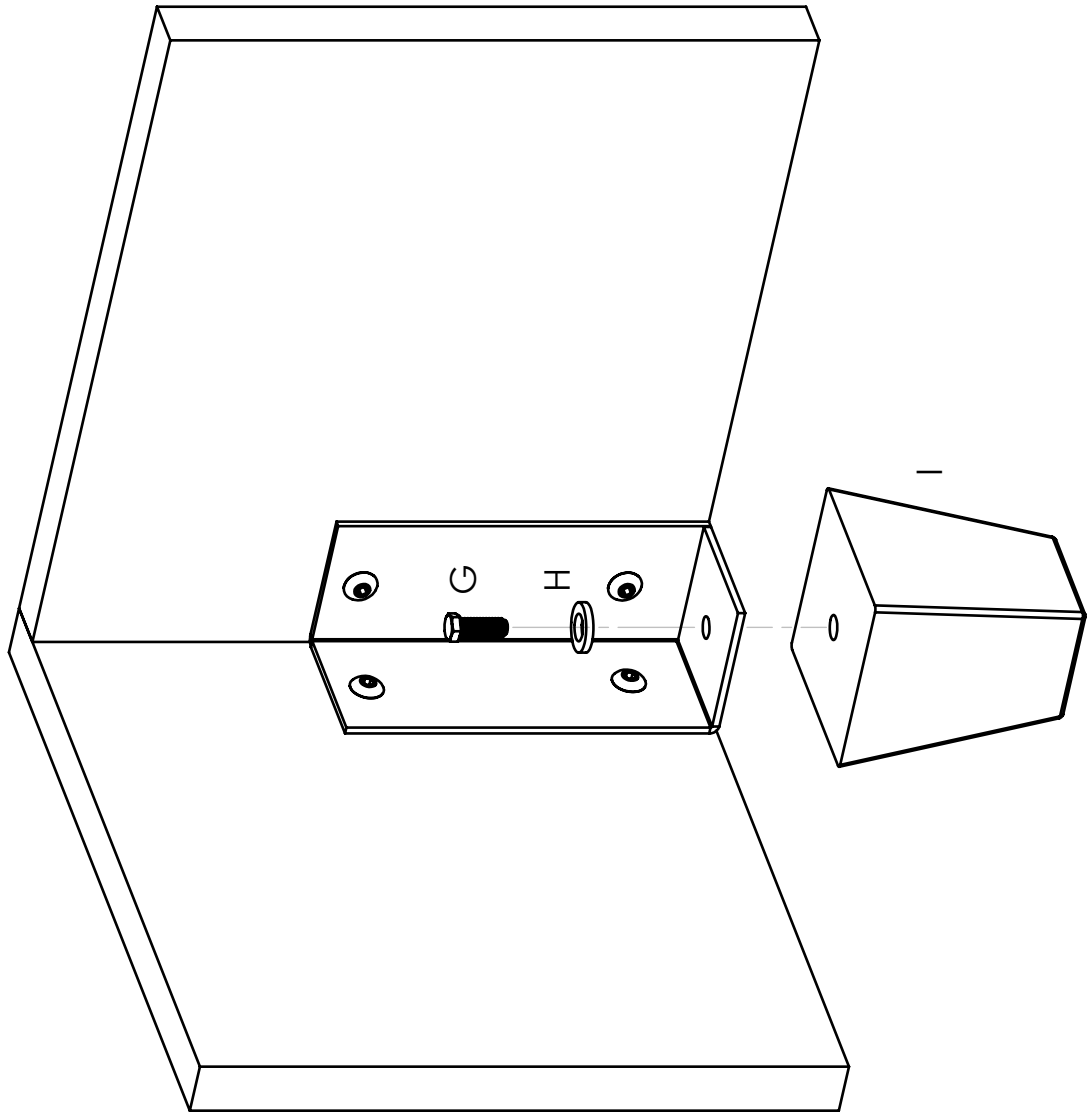
| A        | B  | C          | D  | E  |
|----------|----|------------|----|----|
|          |    |            |    |    |
| 16x 6x30 | 4x | 16x 3,5x20 | 4x | 4x |

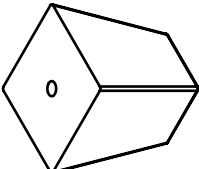
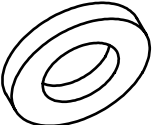
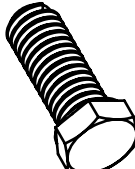
| G        | H       | I  |
|----------|---------|----|
|          |         |    |
| 4x M8x20 | 4x 8x20 | 4x |

| P       | Q       | R     |
|---------|---------|-------|
|         |         |       |
| 4x 8x70 | 4x 8x30 | 4x M8 |

|   |   |    |   |            |   |    |   |    |   |
|---|---|----|---|------------|---|----|---|----|---|
| A |  | B  |  | C          |  | D  |  | E  |  |
|   | 16x 6x25  | 4x | 4x  | 16x 3,5x20 | 4x  | 4x | 4x  | 4x | 4x  |

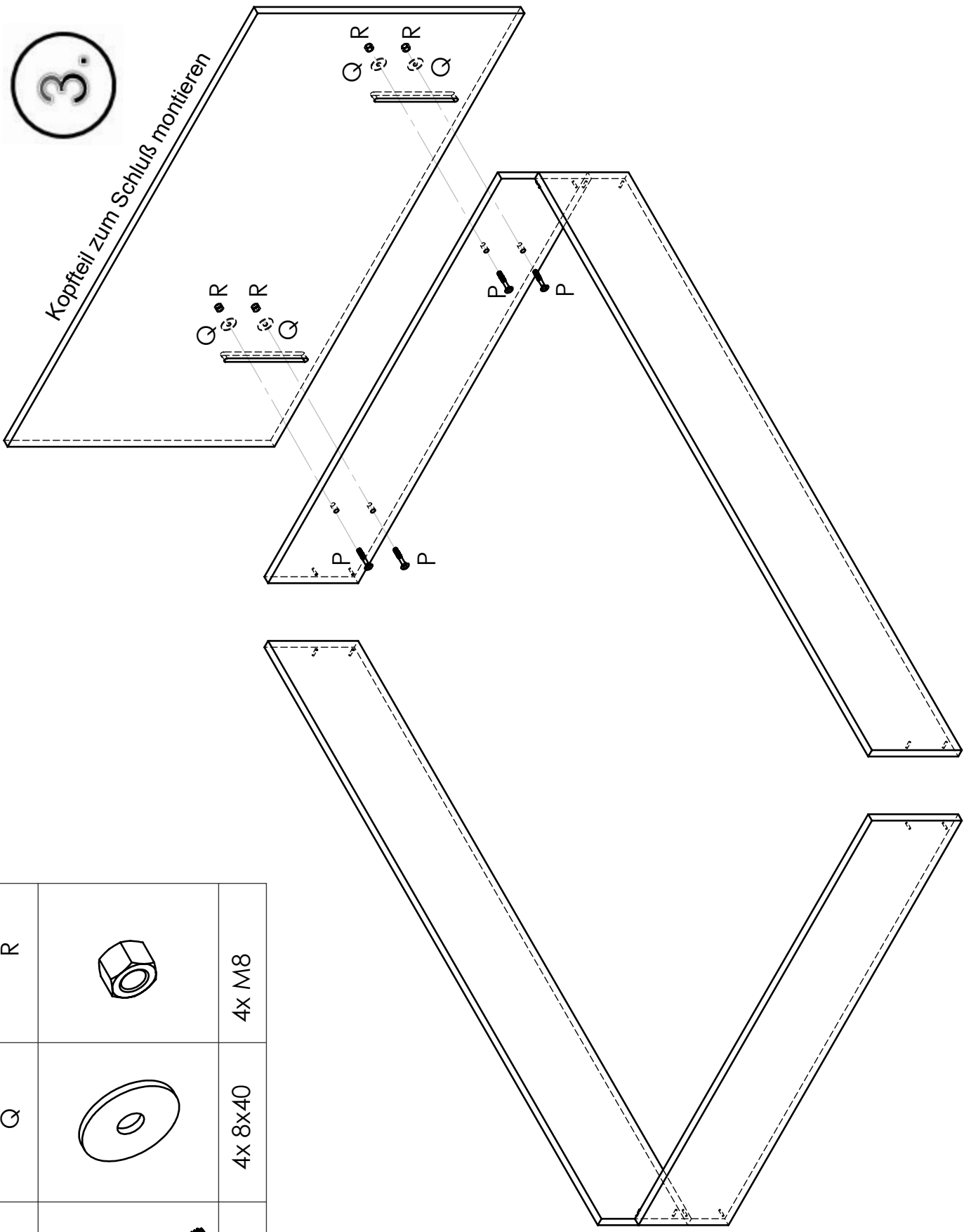



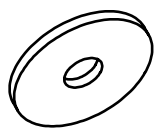
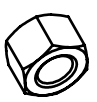


|   |   |          |
|---|---|----------|
| I |  | 4x       |
| H |  | 4x 8x20  |
| G |  | 4x M8x20 |

3.

Kopfteil zum Schluß montieren



|   |   |         |
|---|---|---------|
| P |  | 4x 8x70 |
| Q |  | 4x 8x40 |
| R |  | 4x M8   |