

MONTAJE / MONTAGE / MONTAGGIO / MONTAGEM / ASSEMBLY / BEDIENUNGSANLEITUNG

(ES) TE ACONSEJAMOS

- Poner el paquete en posición horizontal, antes de abrirlo.
- Ordenar y contar las piezas y herrajes.
- Habilita una zona para el montaje.
- Sigue paso a paso las instrucciones de montaje.

(EN) I ADVISE YOU

- Put the package in horizontal position before opening it.
- Put in the order and count the pieces and iron fittings.
- Take enough space for assembly.
- Follow step by step the assembly instruction.

(FR) NOUS VOUS CONSEILLONS

- Poser les colis en position horizontale avant l'ouvrir.
- Classer et compter les éléments de montage et la quincaillerie.
- Définir une zone de montage.
- Suivre dans l'ordre les instructions de montage.

(IT) VI INFORMIAMO

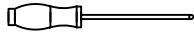
- Porre la confezione in orizzontale prima di aprirla.
- Mettere in ordine e contare le minuterie metaliche.
- Essere certi di avere spazio a sufficienza per il montaggio.
- Seguire passo passo le istruzioni.

(ES) -Las herramientas que necesitas (no incluidas en el kit)

(FR) -Outils de montage nécessaires (not inclus dans le kit)

(EN) The tools that you need for assembly (not included in the package)

(IT) -Gli attrezzi che vi servono per il montaggio (non inclusi nella confezione)



(ES) -Los herrajes que encontrarás en el kit

(FR) -Quincaillerie incluse dans le kit

(EN) -The tools that you will find in the package

(IT) -Accesori incluso nella confezione.

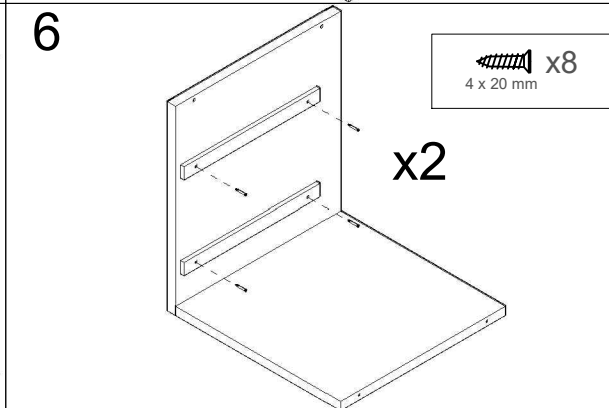
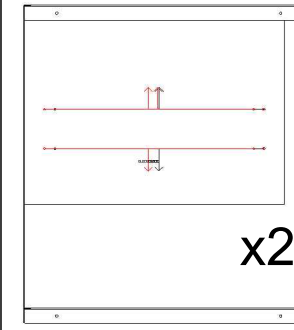
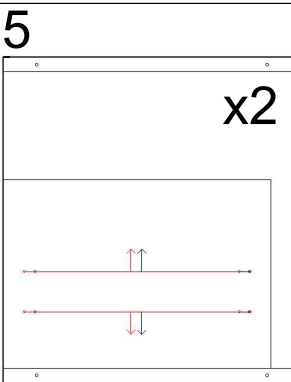
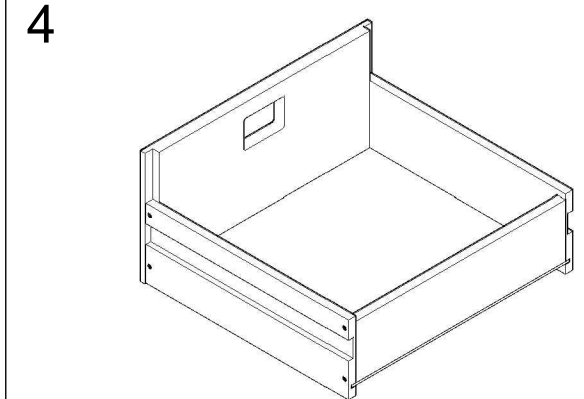
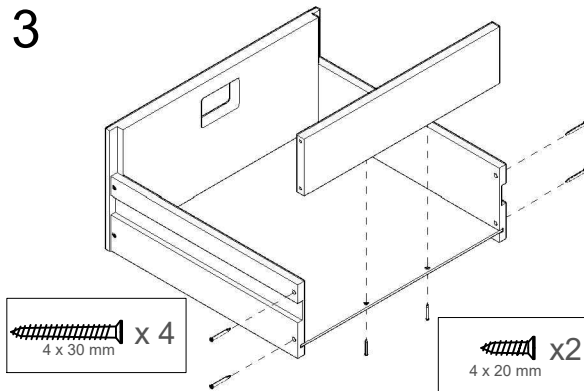
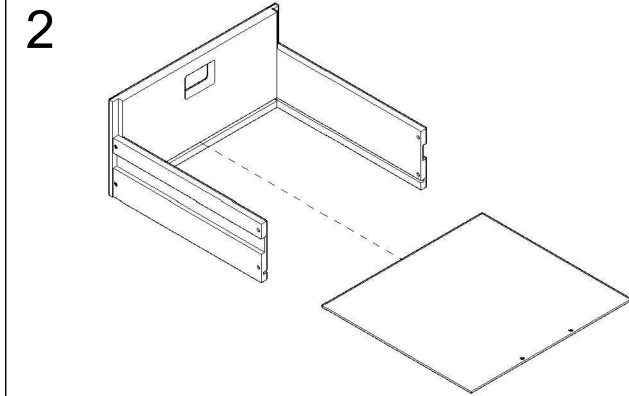
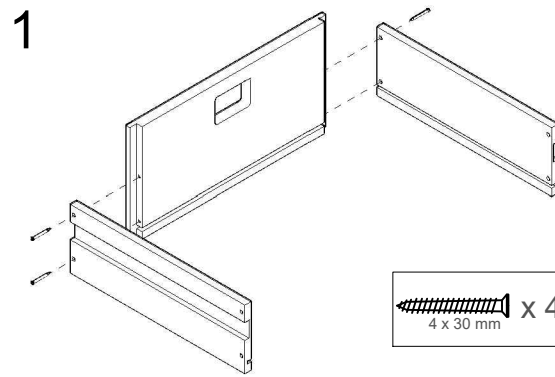
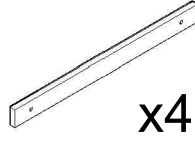
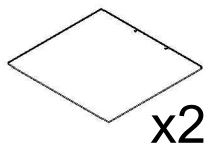
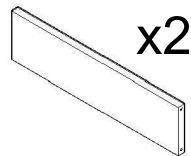
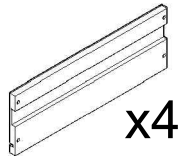
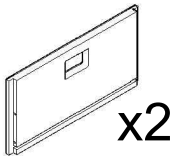


(ES) - Las piezas incluidas en el kit

(FR) - Pièces incluses dans le kit

(EN) - The pieces included in the package

(IT) - Parti incluse nella confezione



ref. DMDR20.99



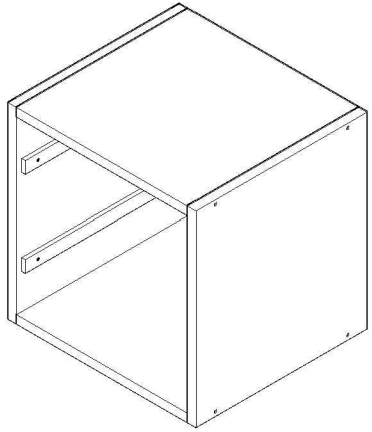
ASTIGARRAGA



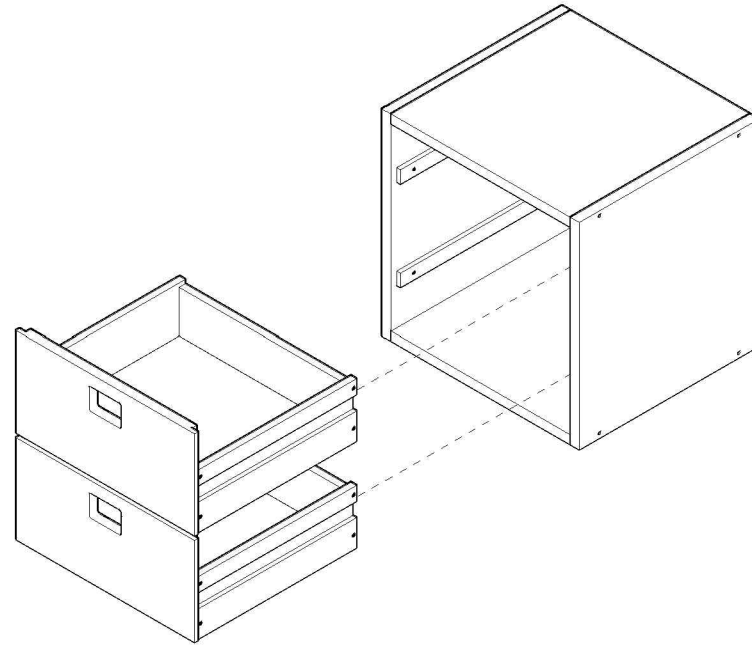
Olalde Area N°3
20730 Azpeitia (Gipuzkoa)
Tel. +34 943 814 261 - Fax +34 943 816 713
info@astikitline.es
www.astikitline.com



7



8



9

