

## Ø 6,4 mm

D1 = 6,4 + 0 / - 0,11 mm

D2 = 13,5 + 0 / - 1,5 mm







k = 3,0 + / - 0,4 mm

d = 4,0 mm (Ref.)

P = ≥ 31,0 mm

L = + / - 0,99 mm

 6,6 - 6,9 mm

	F max					
6,4 x 14,5 mm	27,0 mm	2,0 - 9,5 mm	77705 06414	10500 N	8200 N	1112 N
6,4 x 20,5 mm	37,0 mm	2,0 - 15,9 mm	77705 06420			