

MONTAJE / MONTAGE / MONTAGGIO / MONTAGEM / ASSEMBLY / BEDIENUNGSANLEITUNG

ES TE ACONSEJAMOS

- Poner el paquete en posición horizontal, antes de abrirlo.
- Ordenar y contar las piezas y herrajes.
- Habilita una zona para el montaje.
- Sigue paso a paso las instrucciones de montaje.

EN I ADVISE YOU

- Put the package in horizontal position before opening it.
- Put in the order and count the pieces and iron fittings.
- Take enough space for assembly.
- Follow step by step the assembly instruction.

FR NOUS VOUS CONSEILLONS

- Poser les colis en position horizontale avant l'ouvrir.
- Classer et compter les éléments de montage et la quincaillerie.
- Définir une zone de montage.
- Suivre dans l'ordre les instructions de montage.

IT VI INFORMIAMO

- Porre la confezione in orizzontale prima di aprirla.
- Mettere in ordine e contare le minuterie metalliche.
- Essere certi di avere spazio a sufficienza per il montaggio.
- Seguire passo passo le istruzioni.

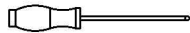
ES -Las herramientas que necesitas (no incluidas en el kit)

FR -Outils de montage nécessaires (not inclus dans le kit)



EN -The tools that you need for assembly (not included in the package)

IT -Gli attrezzi che vi servono per il montaggio (non inclusi nella confezione)



ES -Los herrajes que encontrarás en el kit

FR -Quincaillerie incluse dans le kit

EN -The tools that you will find in the package

IT -Accessori incluso nella confezione.

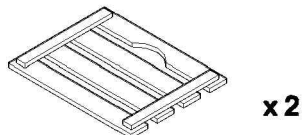
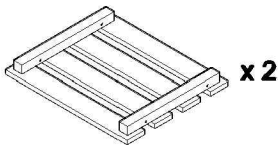
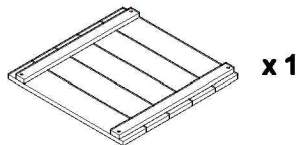
 x 12
3.5x35

ES - Las piezas incluidas en el kit

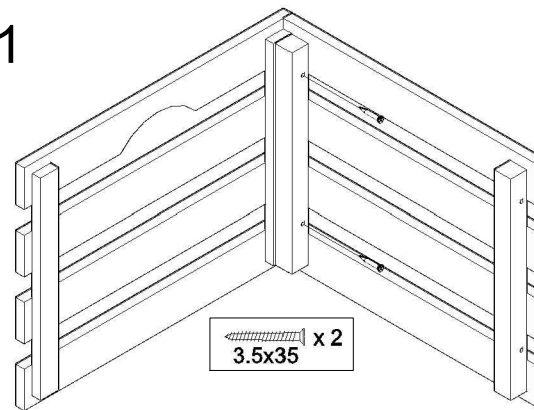
FR - Pièces incluses dans le kit

EN - The pieces included in the package

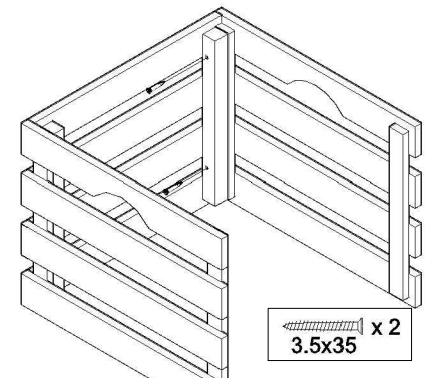
IT - Parti incluse nella confezione



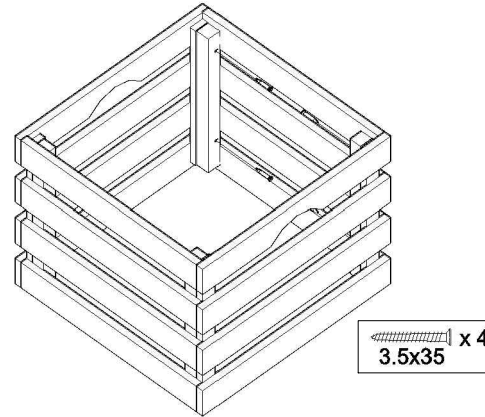
1



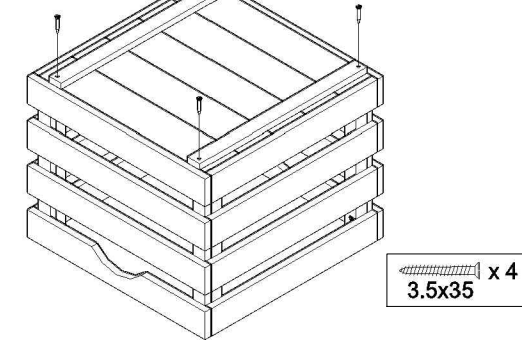
2



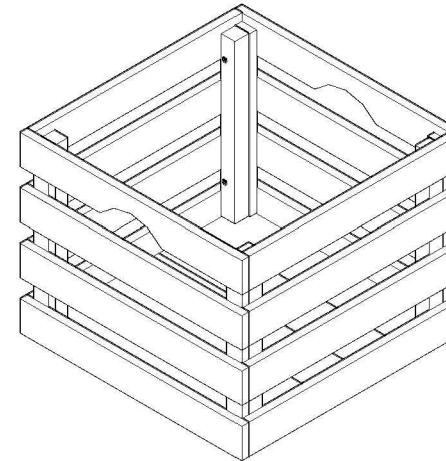
3



4



5



ref: NVCSSS.99



ASTIGARRAGA



Olalde Area Nº3
20730 Azpeltia (Gipuzkoa)
Tel. +34 943 814 261 - Fax +34 943 816 713
info@astikiline.es
www.astikiline.com

