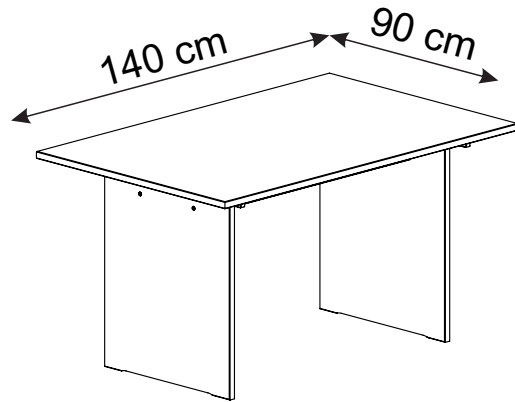
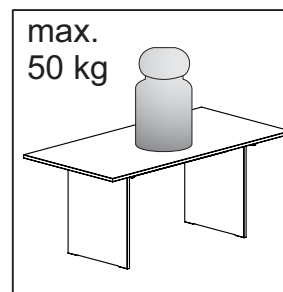
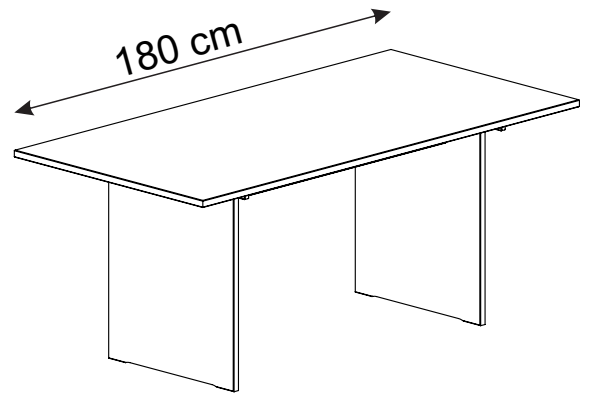



Morgan 57545 Morgan 57555



76 cm



max.
50 kg



(D) Montageanleitung
57545 57555

(FR) Notice de montage
57545 57555

(NL) Handleiding voor de montage
57545 57555

(CZ) Montážní návod
57545 57555

(HU) Szerelési útmutató
57545 57555

(TR) Montaj talimatı
57545 57555

(GB) Assembly instructions
57545 57555

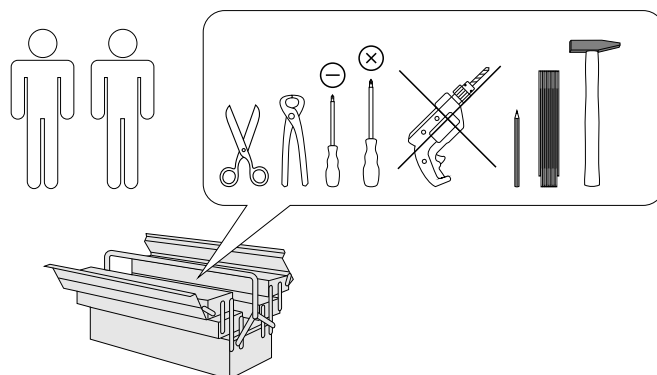
(IT) Istruzioni di montaggio
57545 57555

(PL) Instrukcja montażu
57545 57555


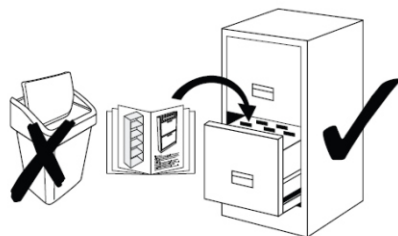
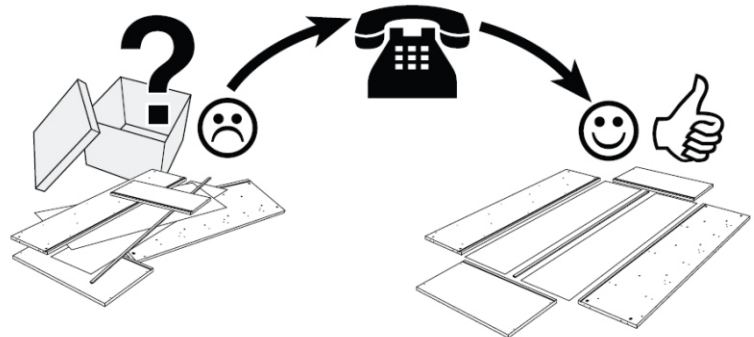
(SK) Návod na montáž
57545 57555

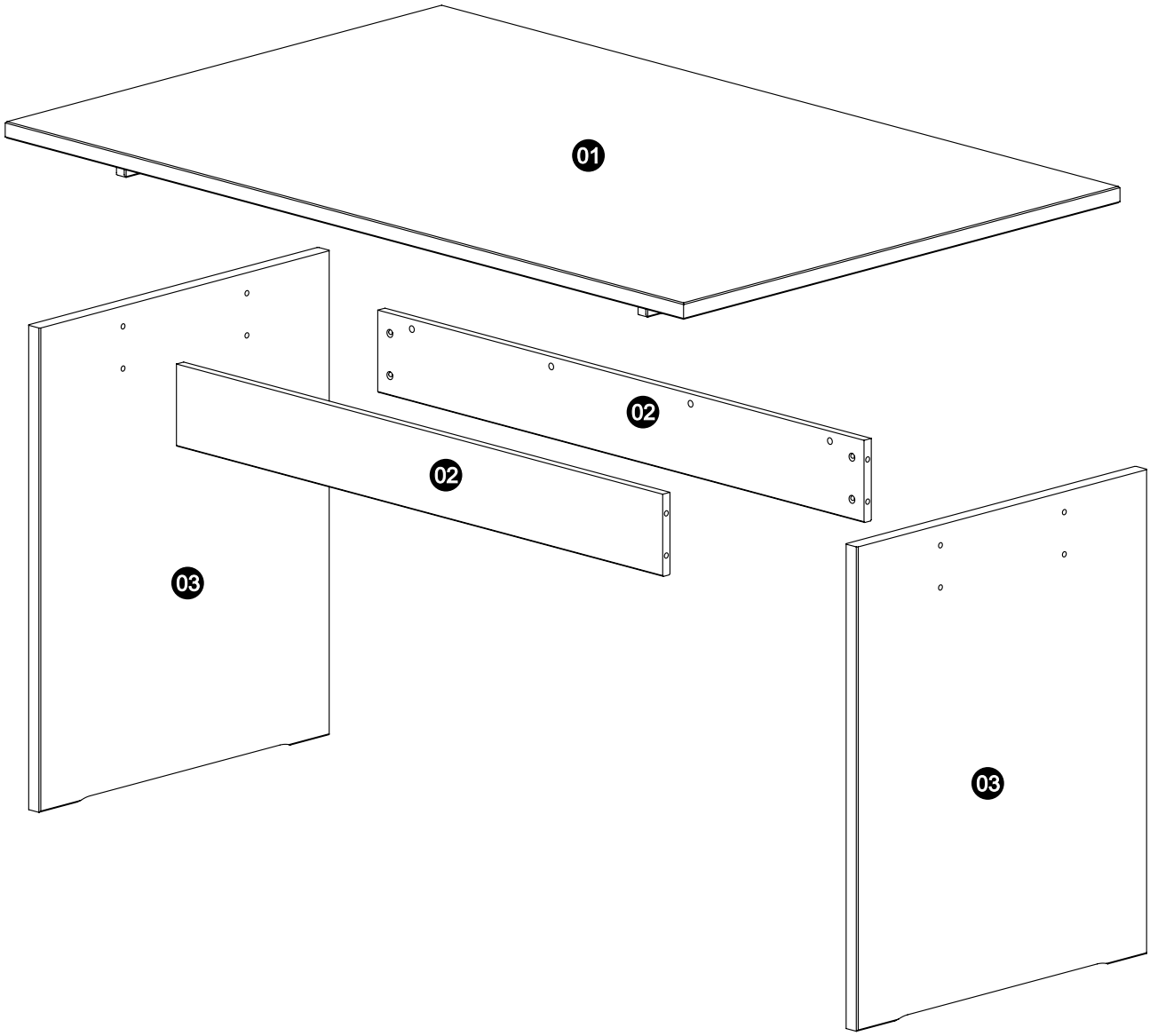
(RO) Instrucțiuni de montaj
57545 57555







(RU) Инструкция по монтажу
57545 57555



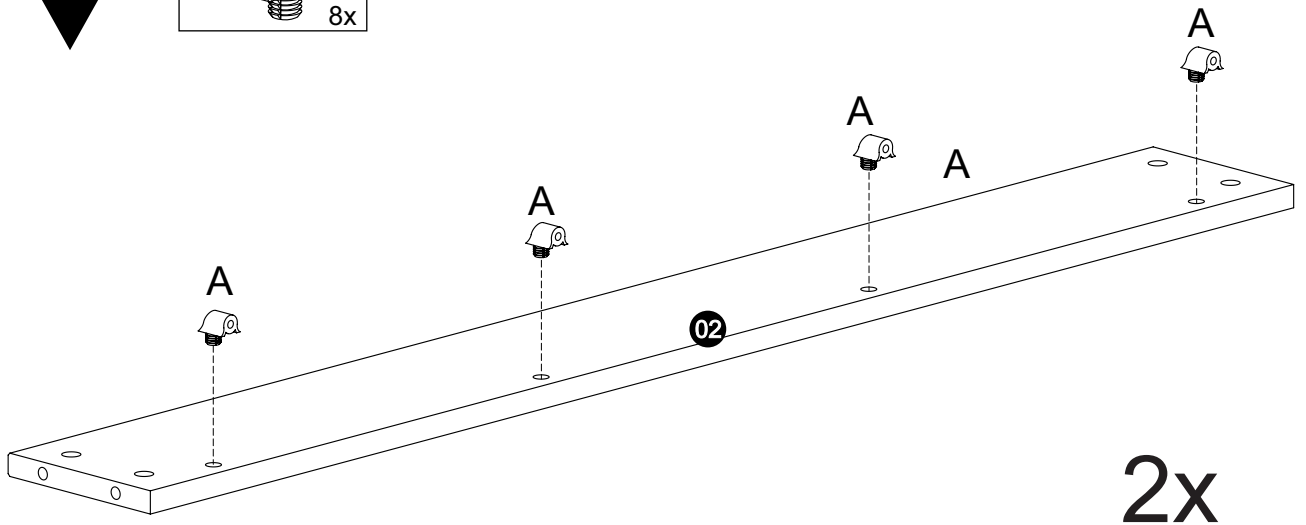
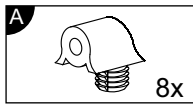
0
10
20
30
40
50
60
70
80
90
100
110
120
130
140
150
160
170
180
190
200

Service • Assistenza • Dienstverlening • Serwis Servis • Szerviz • Сервисная служба	
Name • Nom • Nome • Naam • Nazwa • Jméno • Názov • Név • Denumire • Ísim • Название	
Nr. • No. • N° • Номер • Č • Sz	
Typ • Type • Tip • Típus • Тиро • Тип	
	
	

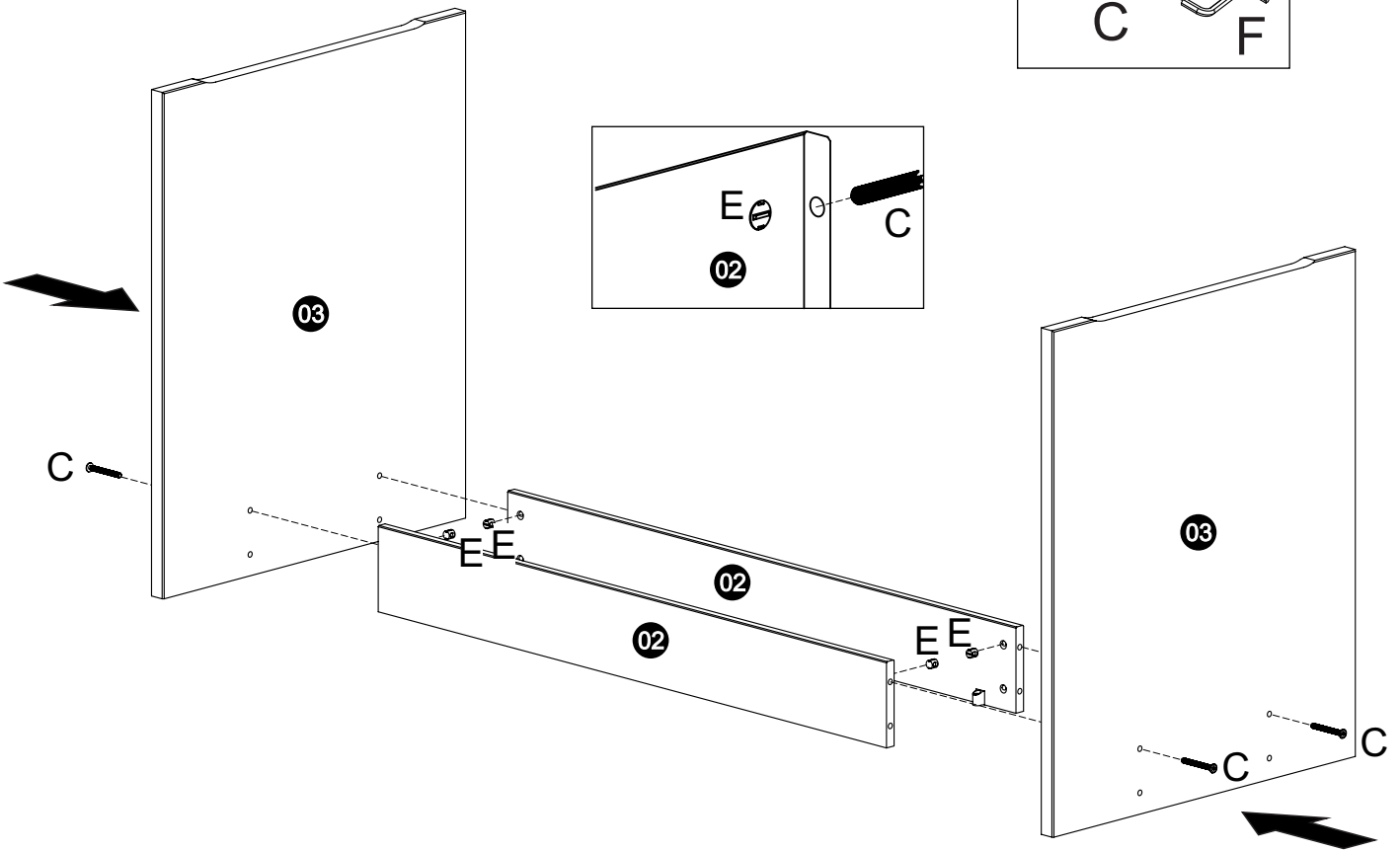
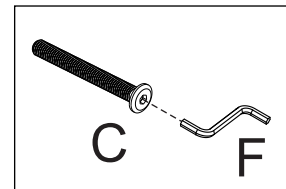
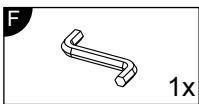
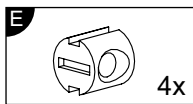
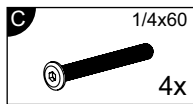




- | | | | | | |
|---|---|---|---|--|---|
| A

8x | B

4,0x30
8x | C

1/4x60
4x | D

1/4x80
4x | E

8x | F

1x |
|---|---|---|---|--|---|

1

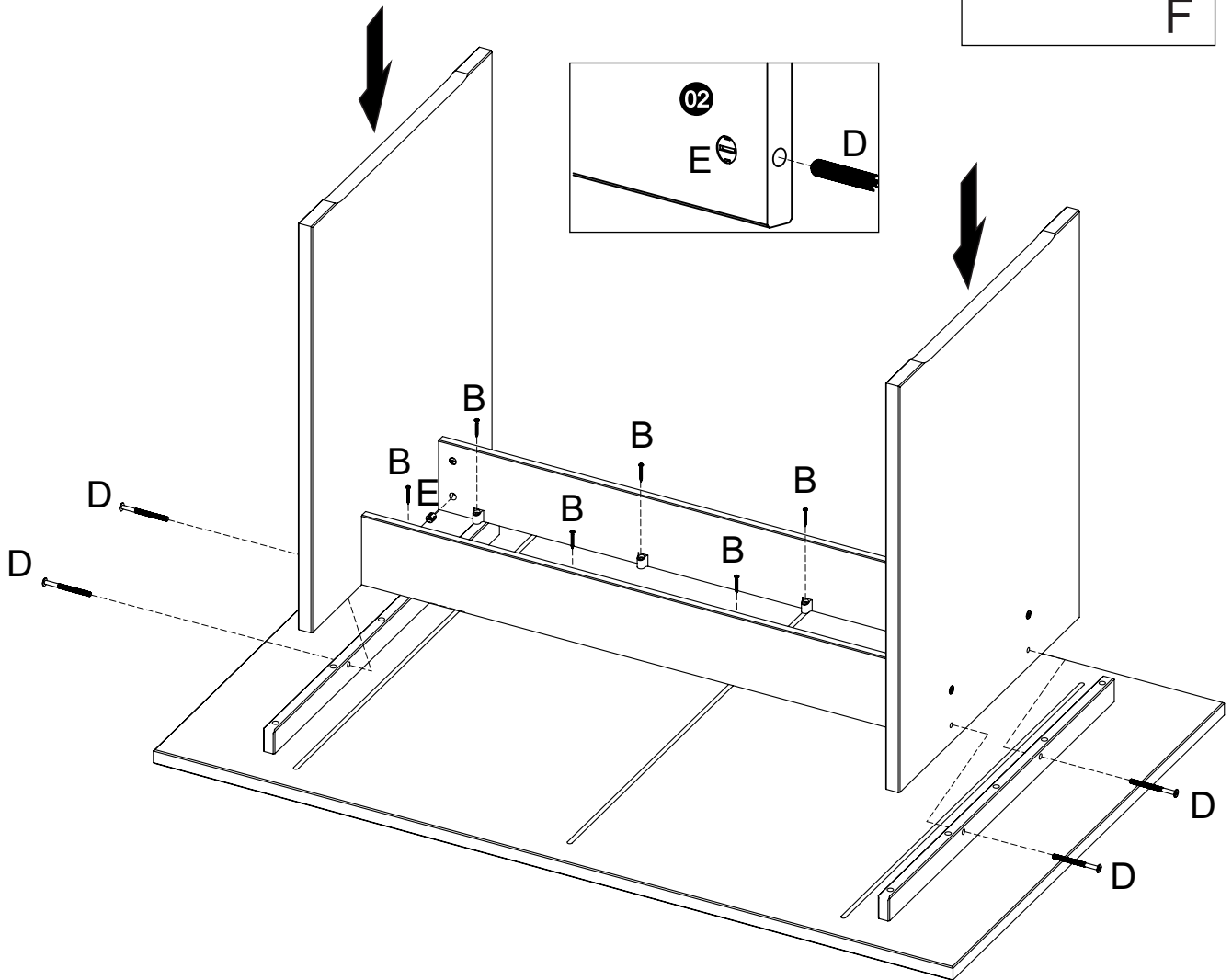
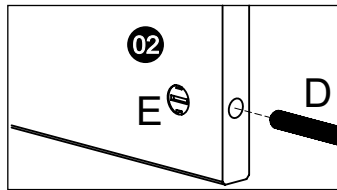
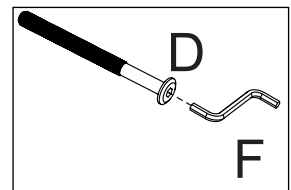
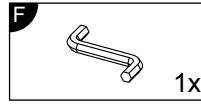
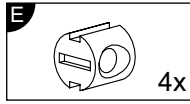
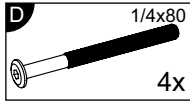
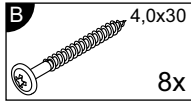


2

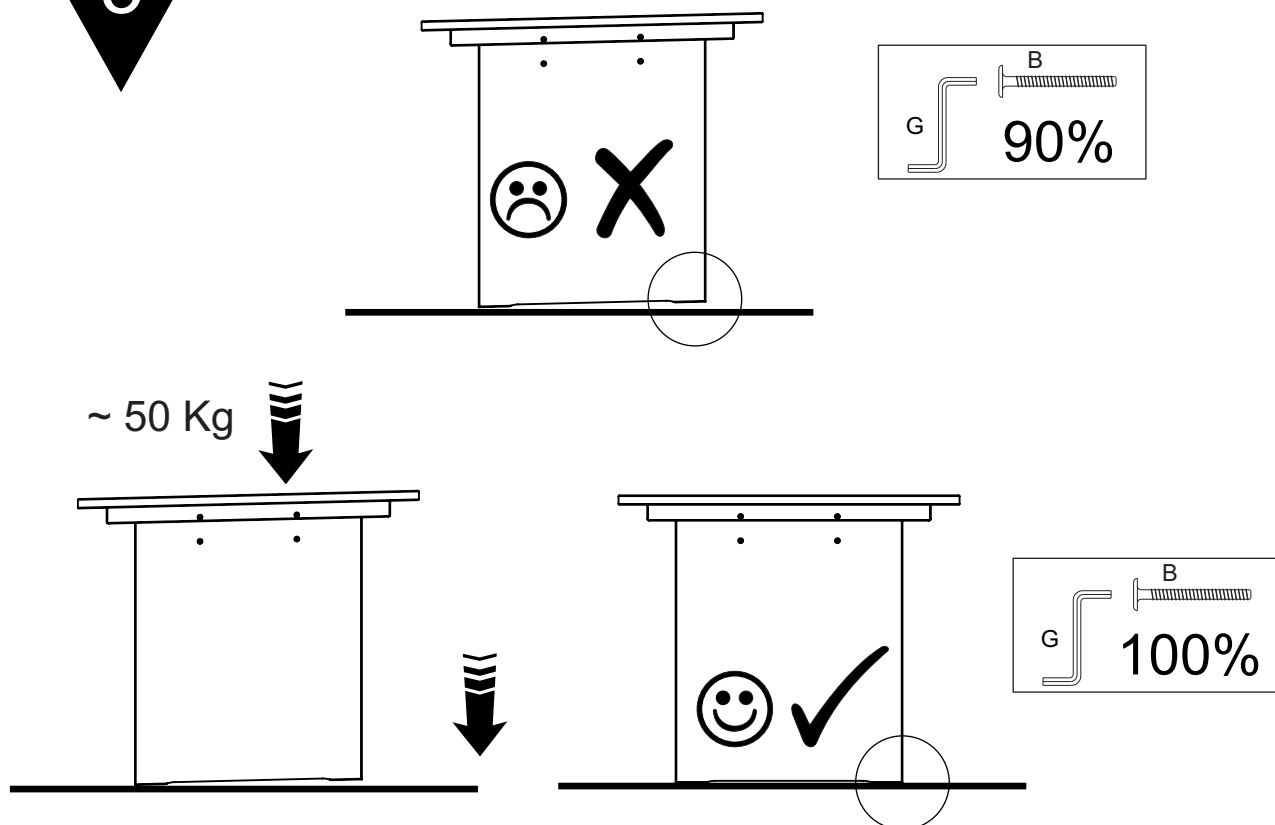






4



5



 Achtung • Attention • Opgelet • Uwaga • Dikkat •  Внимание	
D	Ziehen Sie alle Schrauben sowie tragende Verbindungsteile nach ca. 5 Wochen nach, um eine dauerhafte Standsicherheit zu gewährleisten.
GB	After approx. 5 weeks, tighten all screws and load-bearing connecting parts to ensure permanent stability.
FR	Resserrez toutes les vis ainsi que les pièces de fixation au bout d'environ 5 semaines pour garantir une sécurité de fixation durable.
IT	Ristringere tutte le viti e giunture dopo ca. 5 settimane, al fine di garantire una durevole solidità.
NL	Draai alle schroeven en ook dragende verbindingstukken na ca. 5 weken nog eens vast, zodat een continue stabiliteit wordt gegarandeerd.
PL	Prosimy po ok. 5 tygodniach dokręć cię wszystkie śruby w elementach łączących. Zagwarantuje to Pań stwu trwałość i stabilność połączeń.
CZ	Dotáhněte všechny šrouby a nosné spojovací díly přibližně po 5 týdnech, aby se zaručila trvalá stabilita.
SK	Po cca 4 týždňoch dotiahnite skrutky, aby bola zaručená ich trvalá stabilita.
HU	Húzza utána - kb. 5 hét múlva - az összes csavart és a teherhordó összekötő -alkatrészeket a biztonság érdekében.
RO	Pentru a asigura o stabilitate de durată, strângeți după cca. 5 săptămâni toate șuruburile, precum și toate elementele portante de legătură.
TR	Tüm vida ve taşıyıcı bağlantı parçalarını kalıcı bir duruş güvenliğini sağlamak için yaklaşık 5 hafta sonra tekrar sıkınız.
RU	Подкрутите все болты, а также несущие соединительные детали прибл. через 5 недель для обеспечения устойчивости в течение длительного времени.