
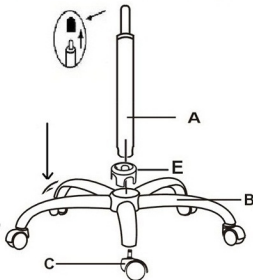


ASSEMBLY INSTRUCTION

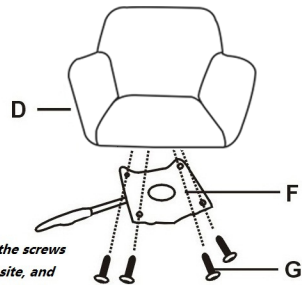


1

Take off the gas lift cap first

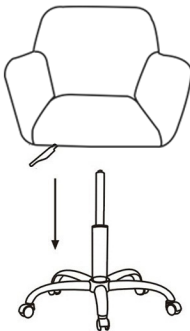


2



Note: Put all the screws into the hole site, and then tighten them. Do not tighten one by one

3



4

