

# WORKBENCH

WB126

MANUAL



1. Boarding

2. Boarding

3. Legs

4. Base board

5. Course of Drawer

6. Table Top

7. Drawer

8. Vice

9. Table top pegs

10. Bolt used for connecting parts 1 and 3 & 2 and 3

11. Bolts used for connecting parts 3 and 6

12. Screws for part 5

13. Hex key

14. Wooden pegs

①



②



③



③



④



⑤



⑥




⑦



⑨



⑧



⑩



⑪



⑫




⑬




⑭



①




②



③



④



⑤

