

Ø 6,4 mm

D1 = 6,4 + 0,1 / - 0,11 mm

D2 = 13,4 mm max.







k = 2,9 mm max.

d = 4,0 mm (Ref.)

P = ≥ 31,0 mm

L = + / - 0,99 mm

 6,6 - 7,0 mm

	F max					
6,4 x 14,5 mm	24,6 mm	2,0 - 9,5 mm	77766 64140	6000 N	4200 N	445 N
6,4 x 19,5 mm	34,7 mm	2,0 - 15,9 mm	77766 64190			