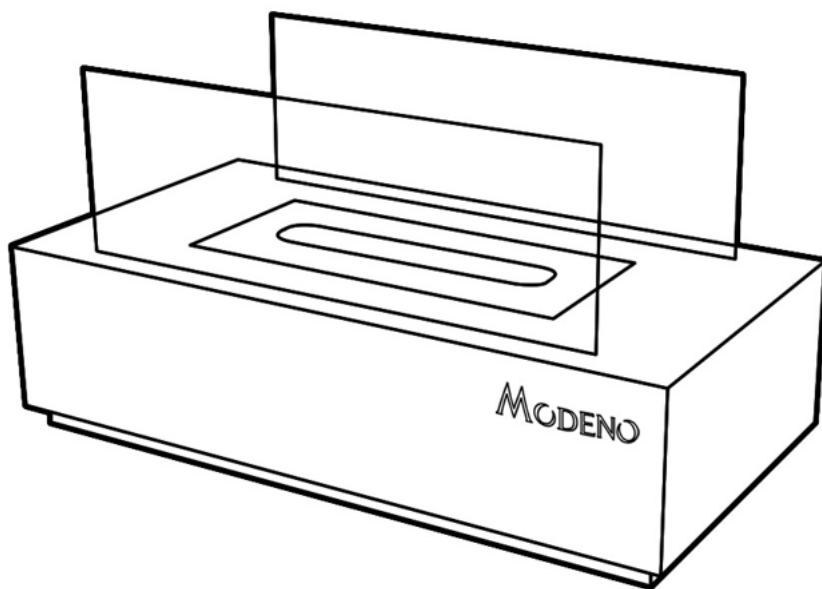


MODENO

Manual Instruction

KIRA Bio-ethanol Tabletop Fireplace
EFG01



Use in the weather-protected outdoor area or well-ventilated indoor area!

General Safety Instructions

Please read these operating instructions and all safety instructions carefully before use.

Failure to do so may result in impaired operation, damage to the appliance, other parts or serious injury to persons! **IMPORTANT:** Your safety is your responsibility!

The decorative tabletop fireplace is intended for decorative purposes only. The appliance is suitable for private use only. Although the decorative tabletop fireplace emits heat, it must not be used as a primary source of heat. Only adults who have read and understood the operating instructions are permitted to operate the appliance. The manufacturer declines all responsibility for improper use of the appliance. Damage resulting from improper use will invalidate the warranty.

- Check the appliance for damage in advance. Before using the appliance, check that all parts function properly and that the intended application can be carried out. Check the assembly of moving parts and fastenings that may affect operation. The unit may only be used if it is in a technically perfect and operationally safe condition.
- Structural alterations to the unit will invalidate the warranty. Any alteration / modification of the appliance can be life-threatening.
- When it's used indoors, the room must have a minimum cubic capacity of 65m³ and sufficient ventilation must be ensured.



DANGER OF BURNING!

- Some components of the decorative tabletop fireplace become very hot during operation! There is a risk of burns when touching these parts!
- Do not move the decorative tabletop fireplace during use and never leave it unattended.
- Keep children and pets away at all costs! The decorative tabletop fireplace is not a toy!
- Do not blow into the decorative table fireplace and do not touch the flame.
- Be careful with flammable clothing and hair near the fireplace when it works.
- Leave the decorative table fireplace to cool down completely before each cleaning /refilling.



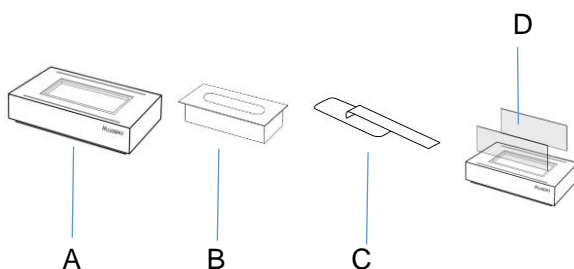
BE CAREFUL FIRE HAZARD DUE TO FLAMMABLE MATERIAL AND FLAMMABLE AGENTS

- The decorative tabletop fireplace may only be placed at a sufficient distance from any flammable materials on a non-combustible surface.
- Keep a safe distance of at least 50 cm from other objects.
- Make sure that the decorative tabletop fireplace is stable during used and stands securely on a flat surface.
- Never leave the decorative tabletop fireplace unattended.

- Only use liquid bio-ethanol that is intended for used in decorative tabletop fireplace. A bio-ethanol of at least 95% alcohol is recommended.
- Bio-ethanol is highly flammable and must be handled with care. It is a hazardous substance and is subject to UN1987 hazard level 3.
- Do not smoke while filling the decorative table fireplace with bio-ethanol and igniting it. Danger of explosion.
- Remove spilled bio-ethanol with an absorbent cloth before igniting the decorative table fireplace.
- **WARNING!** Never refill bio-ethanol during operation. Never fill bio-ethanol into the hot burner. Let it cool down for at least 30 minutes after extinguishing.
- Store the bio-ethanol in a safe place, away from sources of fire and out of the reach of children and pets.
- Never use other fuels as combustibles. Danger to life!
- Keep a fire extinguisher, fire blanket and first aid kit to hand.
- Burning bio-ethanol produces small amounts of toxic carbon monoxide(CO). Therefore, only use the decorative table pit in ventilated rooms with a room size of at least 65M³ or in weather-protected outdoor areas. Danger of suffocation.
- Do not add wood or other combustible material.
- Never cover the appliance with clothing, blankets or similar material. Fire hazard!
- Do not extinguish the decorative table fireplace by blowing it out or with water.

PARTS LIST

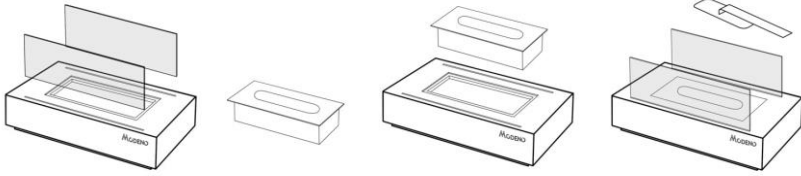
PART	QTY	NAME
A	1 PC	GRC base
B	1 PC	Burner With Ceramic fiber
C	1 PC	Extinguish Tool
D	2 PCS	Windproof Glass



OPERATION

Assembling the decorative tabletop fireplace

- Unpack the decorative tabletop fireplace.
- Place the stand on a flat, non-combustible surface.
- Insert the burner with ceramic wool into the base.
- Insert the 2 x windproof glasses into the GRC base



Lighting the decorative tabletop fireplace

- Insert the burner into the base.
- Fill the burner (incl. ceramic wool) with bio-ethanol (Max.500ml)
- Insert the windproof glasses into the GRC base
- Ignite the burner with a lighter.

Note: It takes about 15 minutes to reach the optimum temperature and flame size. Use Bio-ethanol fuel (**Not Included**) Only! Keep fuel level lower than max mark when refueling.

Extinguish the flame of the decorative tabletop fireplace

- Place the extinguishing lid on the burner using the extinguishing rod.
- Leave the extinguishing lid on for approx. 1 minute until the flame is completely extinguished.

Refilling the decorative tabletop fireplace

- Let the extinguished /refueled table fireplace cool down for at least 30 minutes.
- Fill the burner (incl. ceramic wool) with bio-ethanol (max. 500 ml).
- Ignite the burner with a lighter.

NOTE: If you meet any operation question, please feel free to contact our technical service personnel:

Email: info@oceanrockeu.com / info@oceanrockusa.com



Never fill burner that is burning or still hot. Always extinguish the flame completely and let the burner cool down for at least 30 minutes!



Incorrect handling can lead to serious injuries or damage to the appliance. No liability is accepted for damage due to non-observance of these instructions.



USE EXTREME CAUTION! - Danger flammable/irritant ethanol fireplace fuel is a class 3 flammable liquid and presents real danger when not used in direct compliance with all instructions and safety warnings.

CLEANING

- Part of decorative tabletop fireplace becomes very hot, therefore, keep children away - even when cooling down.
- Carry out cleaning and care only when it has cooled down completely.
- Clean surfaces and soot deposits with a damp cloth if necessary.
- Never use oven cleaners or other harsh cleaning agents, such as scouring agents! Do not use scouring pads or scratching cleaners.
- Use a soft clean cloth for drying.

NOTE: During use of the decorative tabletop fireplace, discoloration may occur on the top of the burner and burner container. This in no way affects the function and is no reason for complaint.

To refill the ethanol only after the burner is cooled down completely.

STORAGE

- Make sure that there are no residues of bio-ethanol in the product.
- Store the decorative tabletop fireplace in a dry, well-ventilated place protected from dust.
- If you do not use the decorative tabletop fireplace for a longer period of time, store it in the original package, protected from dirt, heat and moisture.

TECHNICAL INFO

Dimension: L 13.8 x W 7.1 x H 3.2 in / L 35 x W 18 x H 8 cm

Filling volume (burner): 500 ml bio-ethanol

Burning time: ca. 120 minutes

Material: concrete (GRC), stainless steel, ceramic fiber, glass

DISPOSAL

- Dispose of the product in accordance with local regulations.
- Dispose of leftover bio-ethanol according to the instructions for use and the local regulations for hazardous waste.
- According to the locally applicable regulations for hazardous materials.
- Dispose of the packaging material in an environmentally friendly manner and take it to the collection of recyclable materials.



READ THIS INSTRUCTIONS BEFORE USE!



MINIMUM CUBIC CAPACITY OF THE ROOM 65m³!



THE APPLIANCE BECOMES VERY HOT DURING USE! CHILDREN MUST KEEP THEIR DISTANCE!



DON'T MOVE THE UNIT DURING USE!

EMERGENCY FIRST AID MEASURES

- Eyes: Immediately flush affected area with plenty of cool water. Eyes should be flushed for at least 15 minutes. GET MEDICAL ATTENTION IMMEDIATELY.

- Swallowing: If patient is fully conscious and able to swallow, have victim drink water or milk to dilute. Never give anything by mouth if victim is unconscious or having convulsions.
- CALL A PHYSICIAN OR POISON CONTROL CENTER IMMEDIATELY. Include vomiting only if advised by physician or Poison Control Center.
- Skin: Wash skin with soap and water for at least 15 minutes.
- Inhalation: Remove victim to fresh air. If victim has stopped breathing give artificial respiration preferably mouth-to-mouth.

GET MEDICAL ATTENTION IMMEDIATELY.



CONDITION AND WARRANTY

- Our fireplaces are guaranteed on parts and workmanship under normal use and service for a period of 1 years from the date of purchased. Items that are deemed (UN-fixable) will be replaced with same or similar model in case of discontinuation.
- Warranty will be applied on presentation of a dated receipt and is strictly limited to factory service repair of the piece or pieces that are found to be defective.
- Installations costs will not be reimbursed in any case as damages for any reason whatsoever.
- Customers are responsible for all Freight costs to and from Distributor.
- The distributor shall not be liable for any incidental or consequential defects on goods.
- The warranty will not be applied if devices have been subjected to abnormal use or if used under other conditions of use than the ones they were intended for.
- The warranty will not apply in case of deterioration or accident due to negligence, damages caused by failing to maintain and service the device or resulting from an alteration of material.

Ocean Rock USA INC.

692 Parkridge Ave Norco, CA 92860, USA

www.oceanrockusa.com

info@oceanrockusa.com

Tel: (800)-678-7294

Ocean Rock EU GmbH

www.oceanrockeu.com

info@oceanrockeu.com