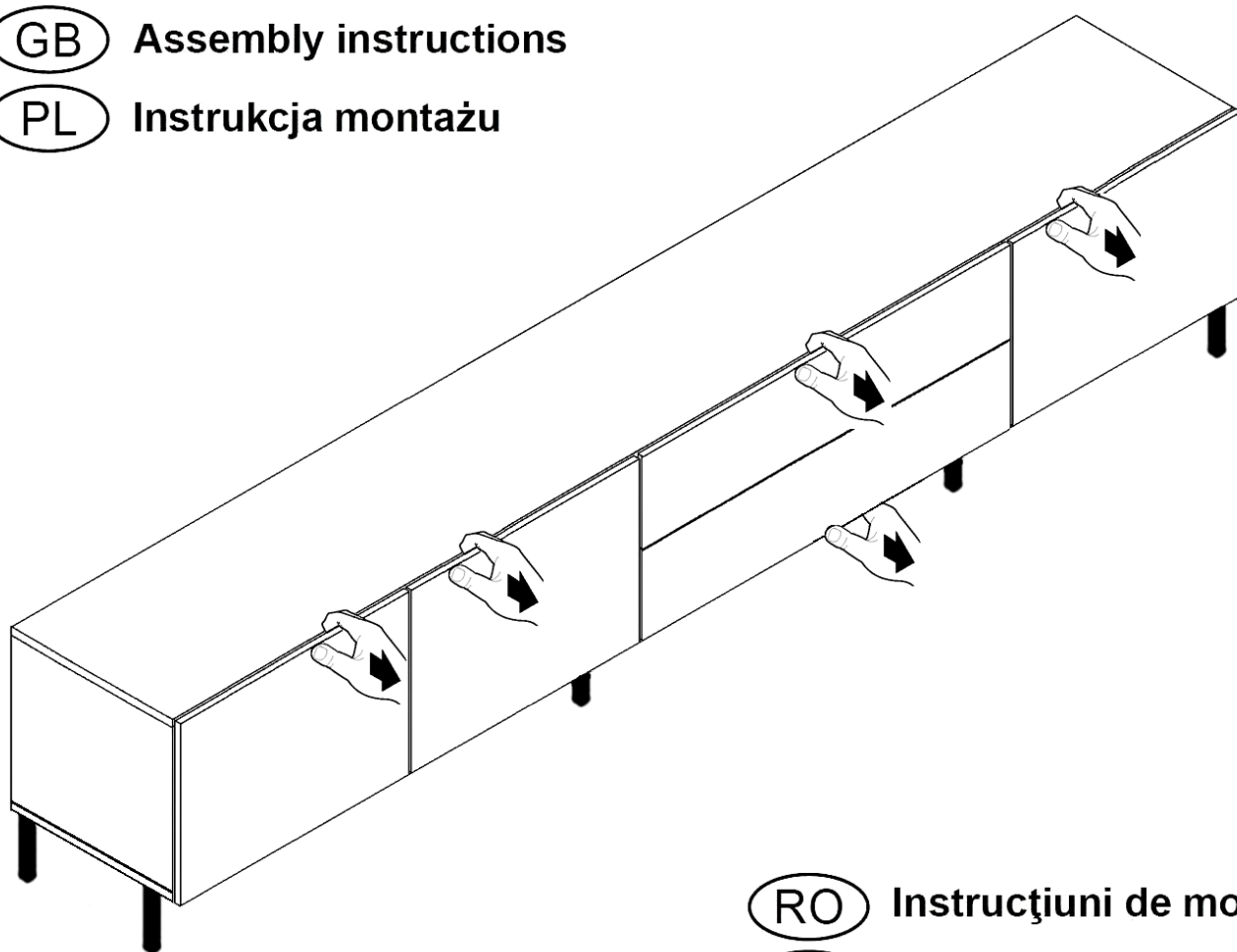


- (D)** Montageanleitung
- (NL)** Handleiding voor de montage
- (HU)** Szerelési útmutató
- (GB)** Assembly instructions
- (PL)** Instrukcja montażu



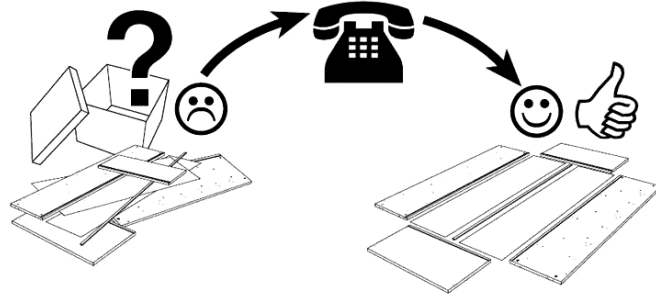
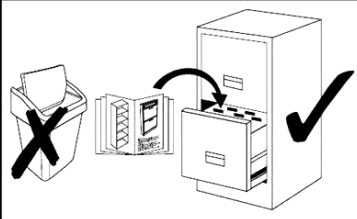
- (RO)** Instrucțiuni de montaj
- (FR)** Notice de montage
- (CZ)** Montážní návod
- (TR)** Montaj talimatı
- (IT)** Istruzioni di montaggio
- (SK)** Návod na montáž
- (RU)** Инструкция по монтажу

**Service • Assistenza • Dienstverlening • Serwis
Servis • Szerviz • Сервисная служба**

Name • Nom • Nome • Naam •
Nazwa • Jméno • Názov • Név •
Denumire • Ísim • Название

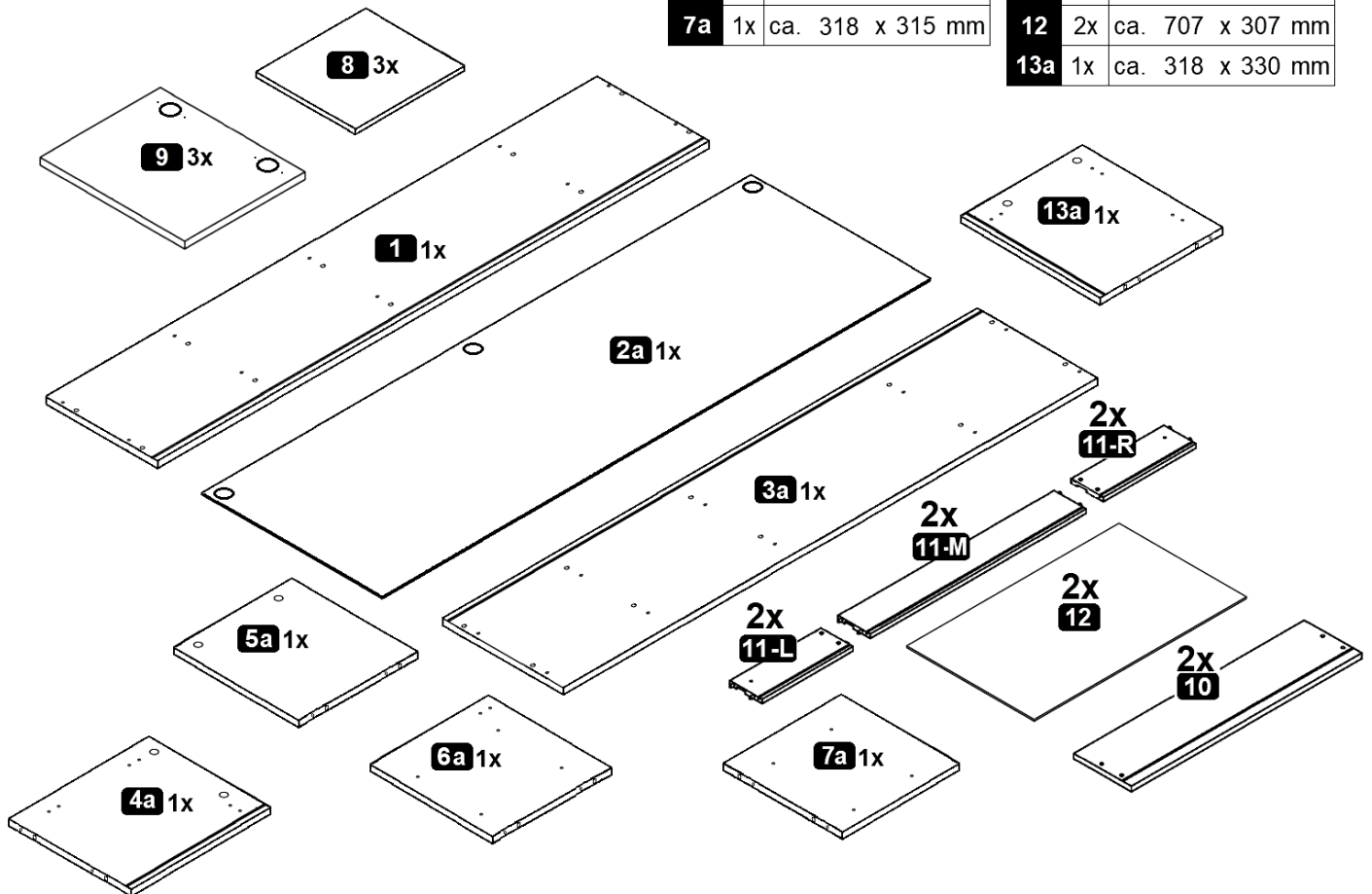
Nr. • No. • N° • Номер • Č • Sz

Тур • Туре • Тір • Тірус • Тіро •
Тип



1 ≠ **3a**

1	1x	ca. 1900 x 330 mm	8	3x	ca. 365 x 300 mm
2a	1x	ca. 1881 x 330 mm	9a	3x	ca. 352 x 377 mm
3a	1x	ca. 1900 x 330 mm	10a	2x	ca. 757 x 174 mm
4a	1x	ca. 318 x 330 mm	11-L	2x	ca. 310 x 88 mm
5a	1x	ca. 318 x 315 mm	11-M	2x	ca. 695 x 88 mm
6a	1x	ca. 318 x 315 mm	11-R	2x	ca. 310 x 88 mm
7a	1x	ca. 318 x 315 mm	12	2x	ca. 707 x 307 mm
			13a	1x	ca. 318 x 330 mm

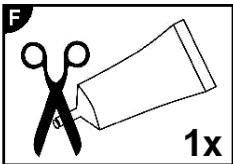



A 8,0 x 30 mm 20x	B 10x	C 10x	D 5,0 x 50 mm 10x	E 7x	F 1x
H 17x310 mm 4x	I 6,3 x 13 mm 8x	J M4,0 x 9 mm 4x	L h=2 4x	M Ø35 Kr.0 3,5x13 mm 4x	N Ø35 Kr.15 3,5x13 mm 2x
O 2,7 x 20 mm 6x	P h=4 2x	X M4x16 mm 12x	Y 4,0x17 mm 18x	Z 6x	

MA1V

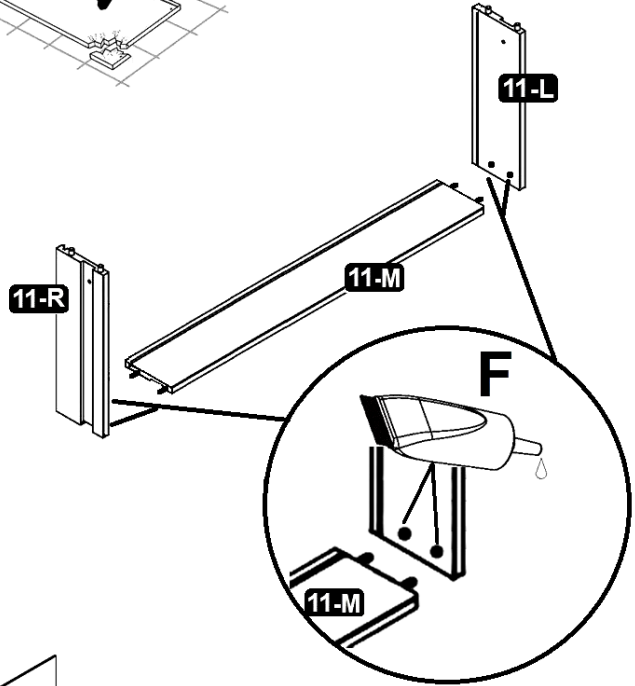


1

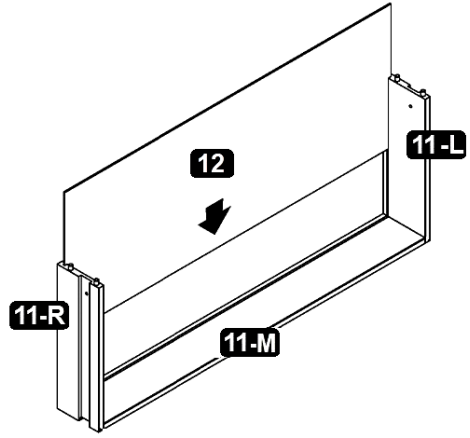


- D Leim
- GB Glue
- FR Colle
- IT Colla
- NL Lijm
- PL Klej
- CZ Lepidlo
- SK Glej
- HU Enyv
- RO Adeziv
- TR Tutkal
- RU Клей

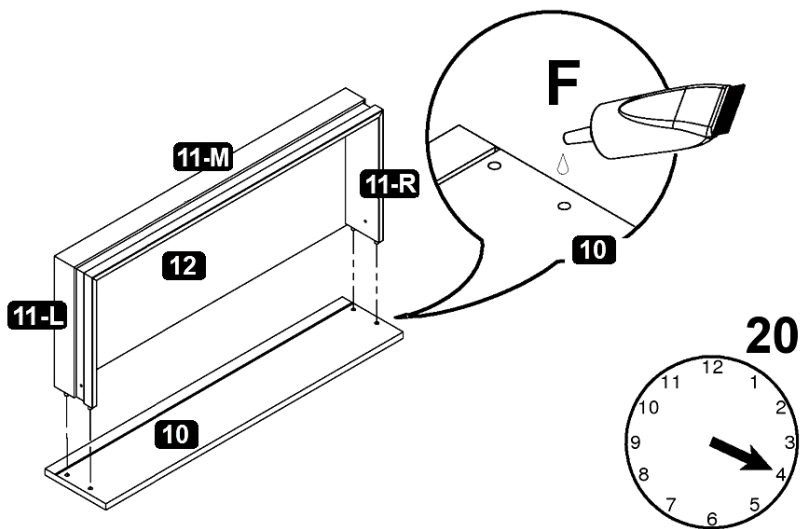
2x



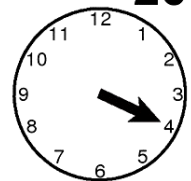
2x




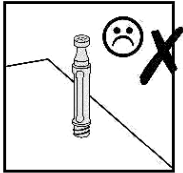
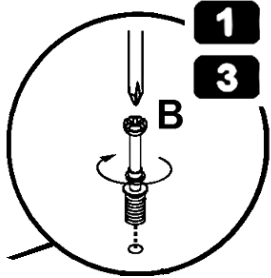
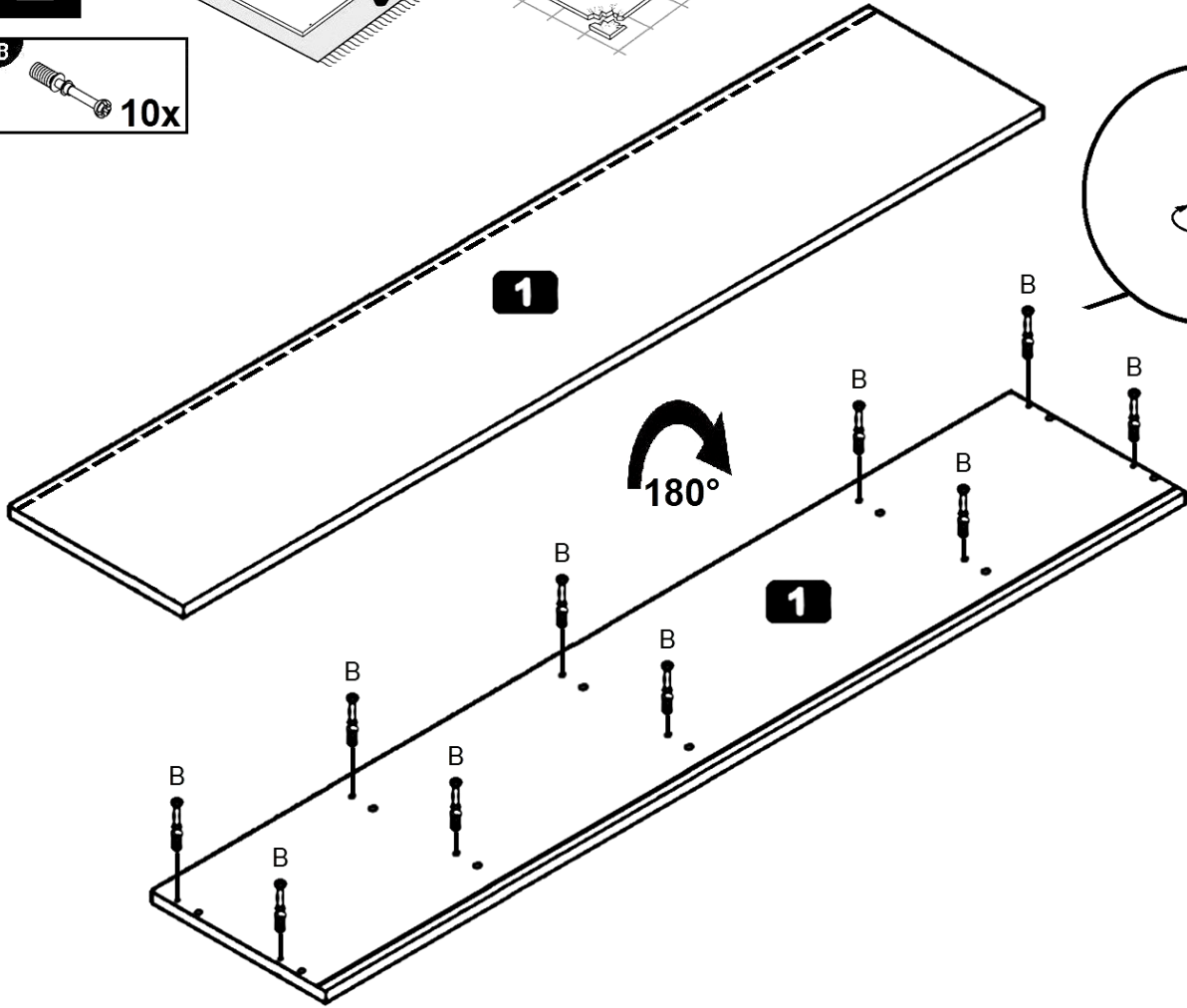
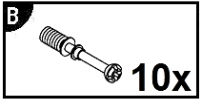

2x



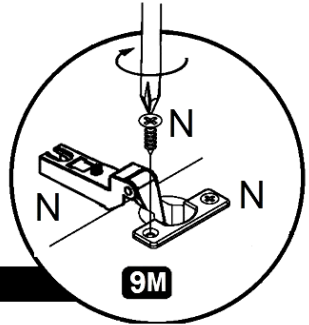
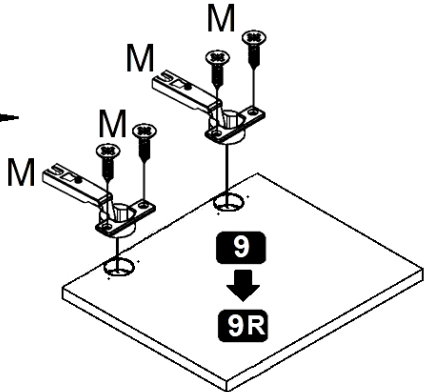
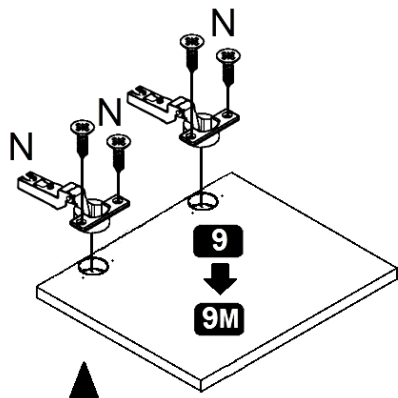
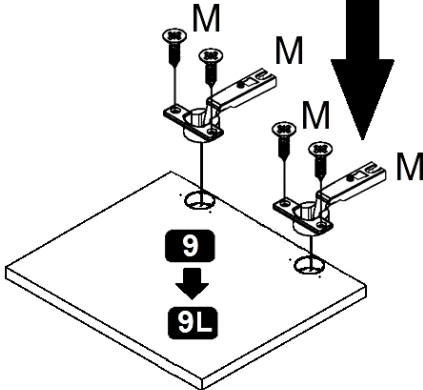
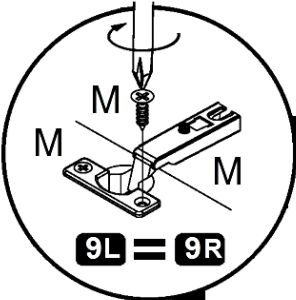
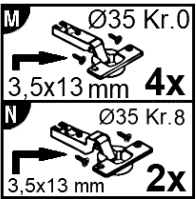
20min









2

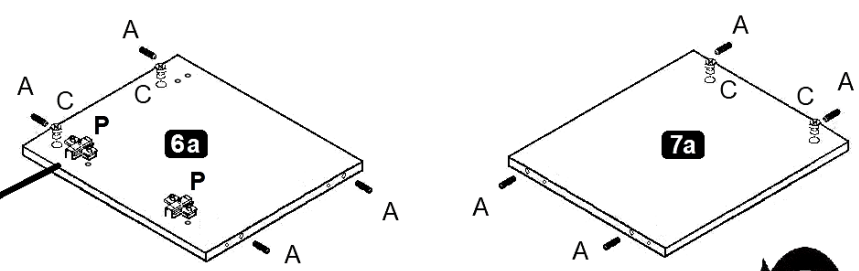
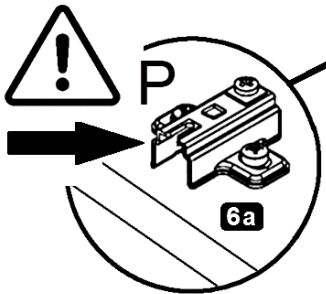
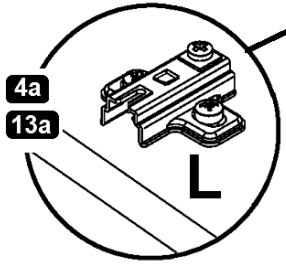
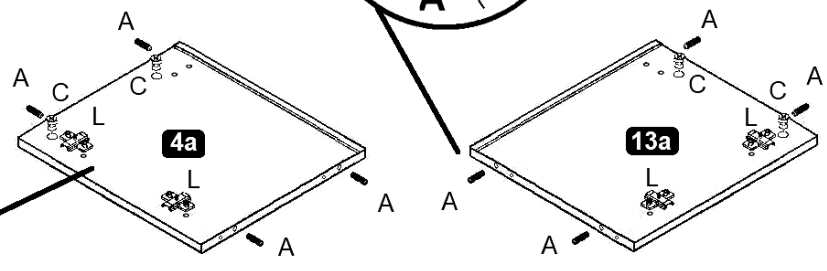
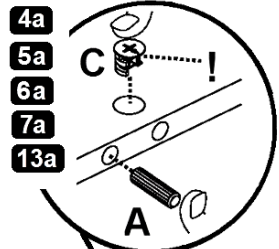


3



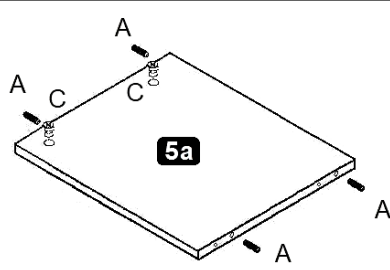
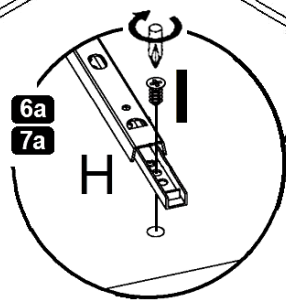
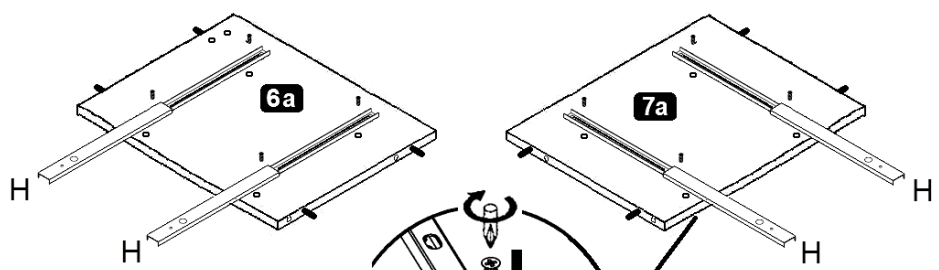
4

A 8,0 x 30 mm  20x	C  10x	H 17 x 310 mm  4x	I 6,3 x 13 mm  8x
L h=2  4x	P h=4  2x		



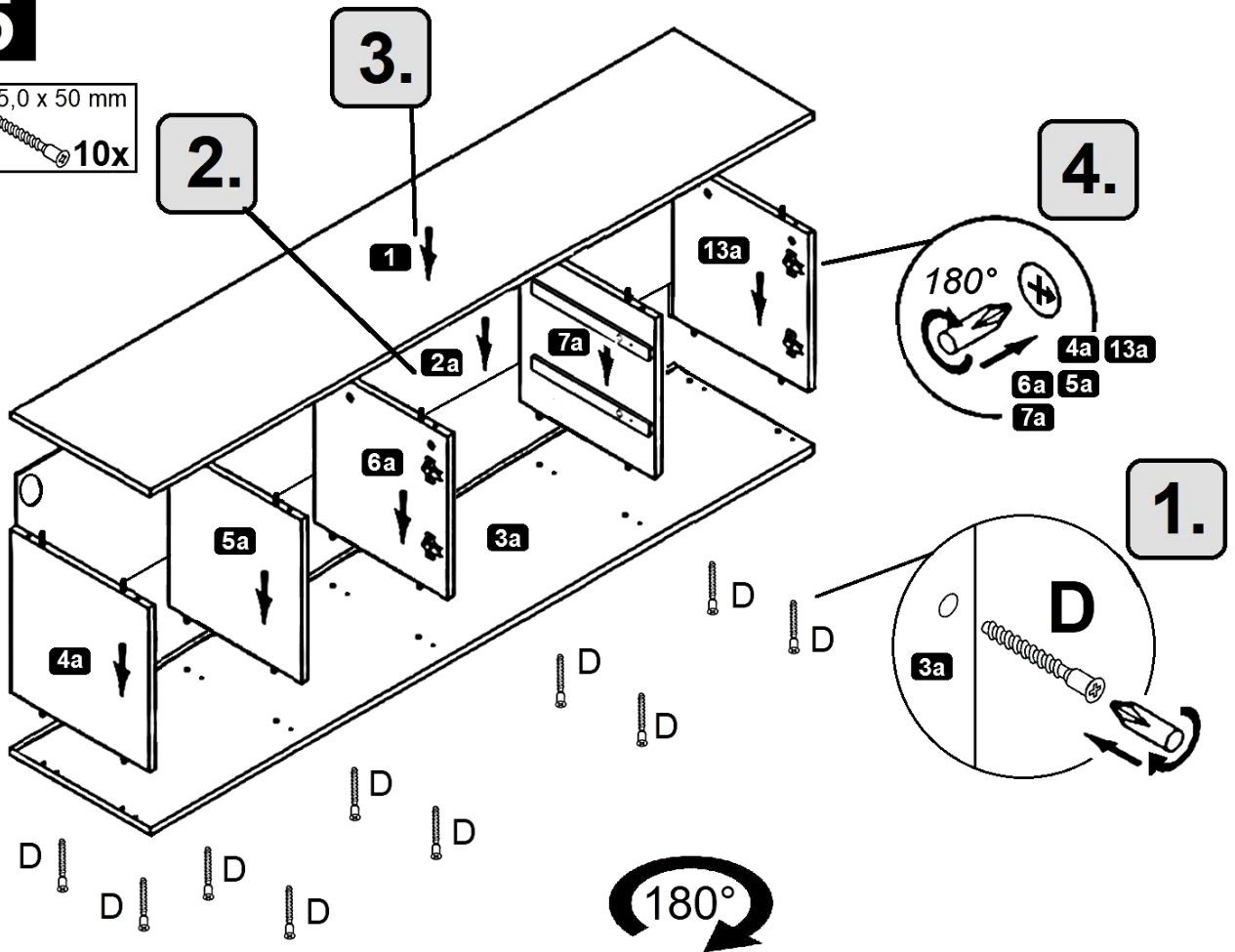
180°

180°



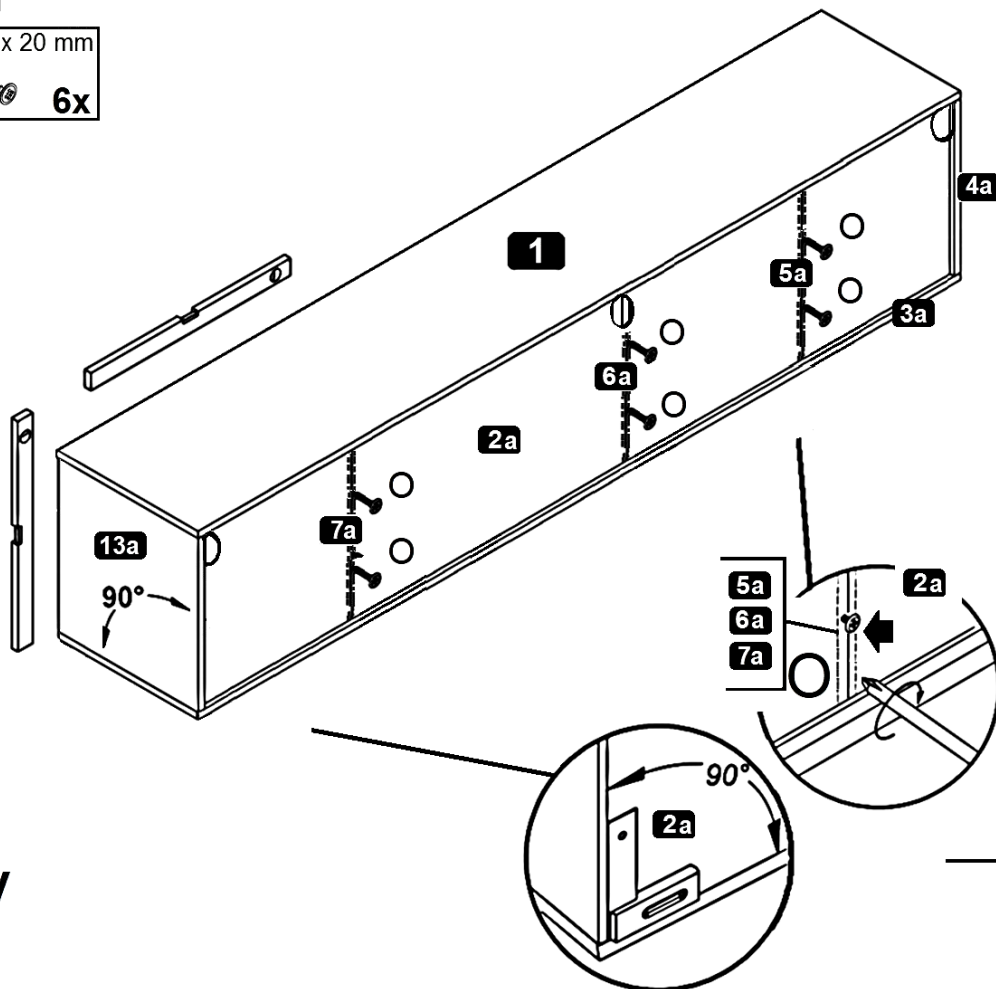
5

D 5,0 x 50 mm
10x



6

2,7 x 20 mm
6x



7



(D) **Montage der Metallfüße**

(GB) **Assembly of the metal feet**

(FR) **Assemblage des pieds métalliques**

(IT) **Montaggio dei piedini in metallo**

(NL) **Montage van de metalen voetjes**

(PL) **Montaż metalowych nóżek**

(CZ) **Montáž kovových nožiček**

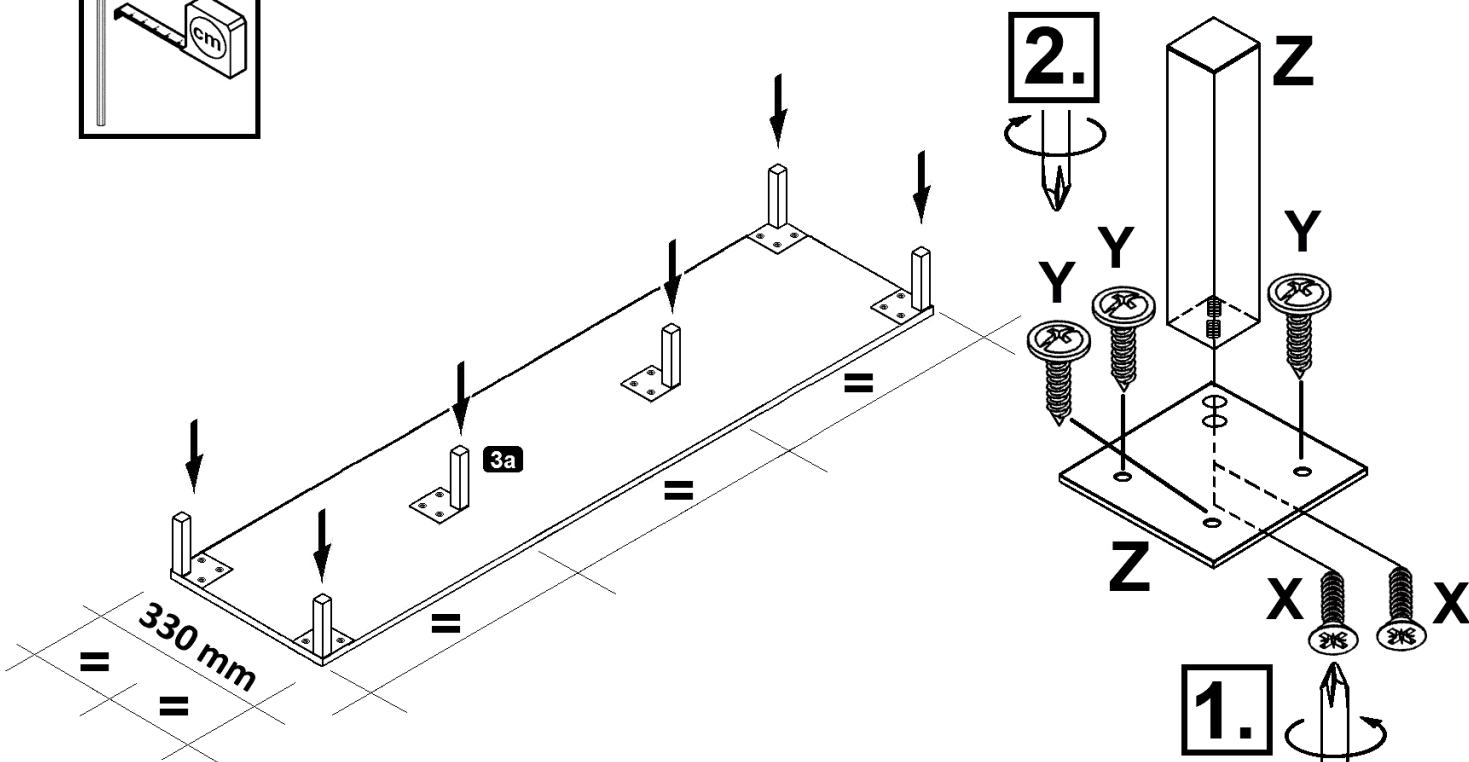

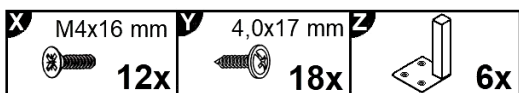
(RO) **Asamblarea picioarelor metalice**

(HU) **A fém lábak összeszerelése**


(SK) **Montáž kovových nožičiek**

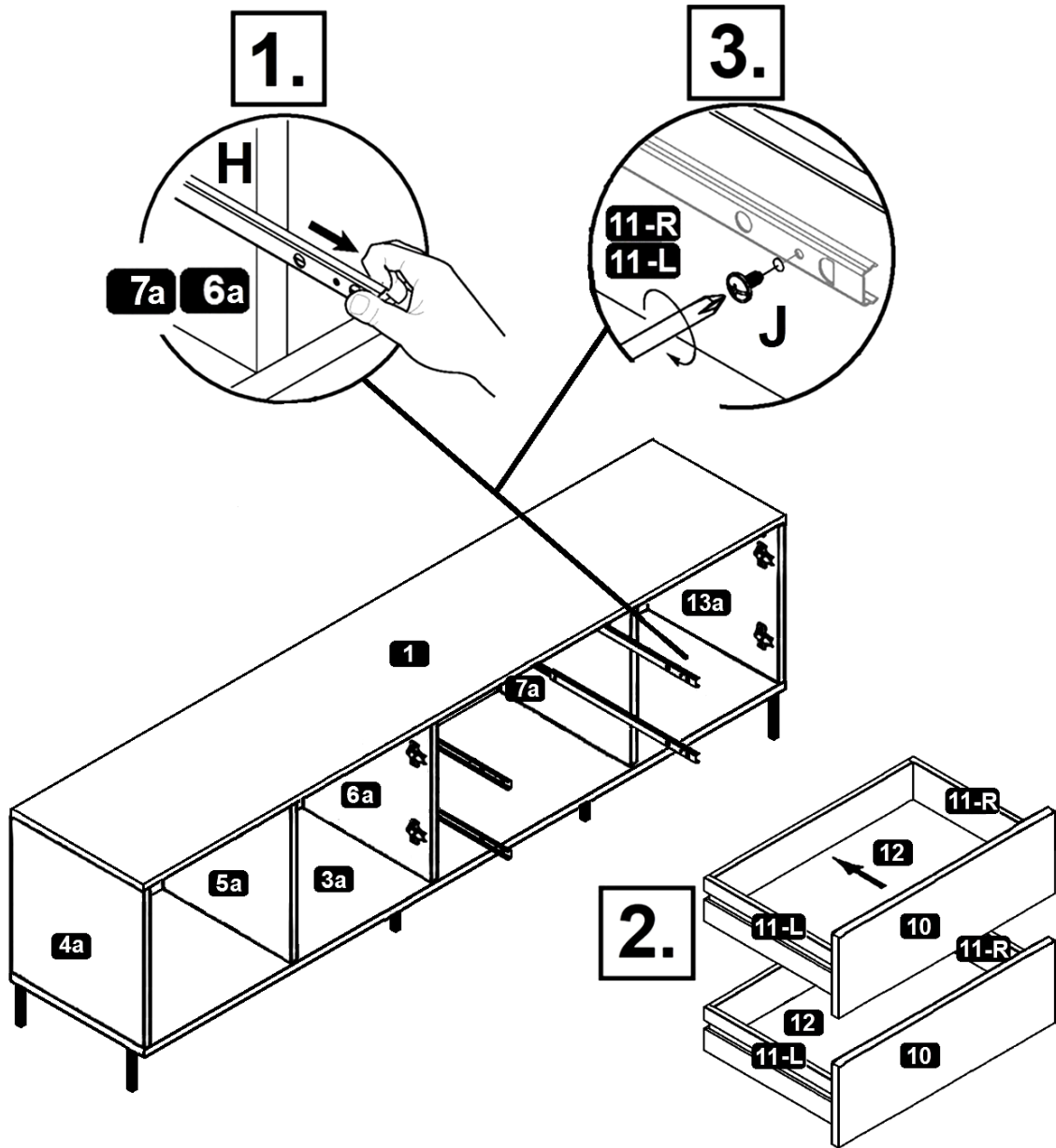
(TR) **Metall ayakların montajı**

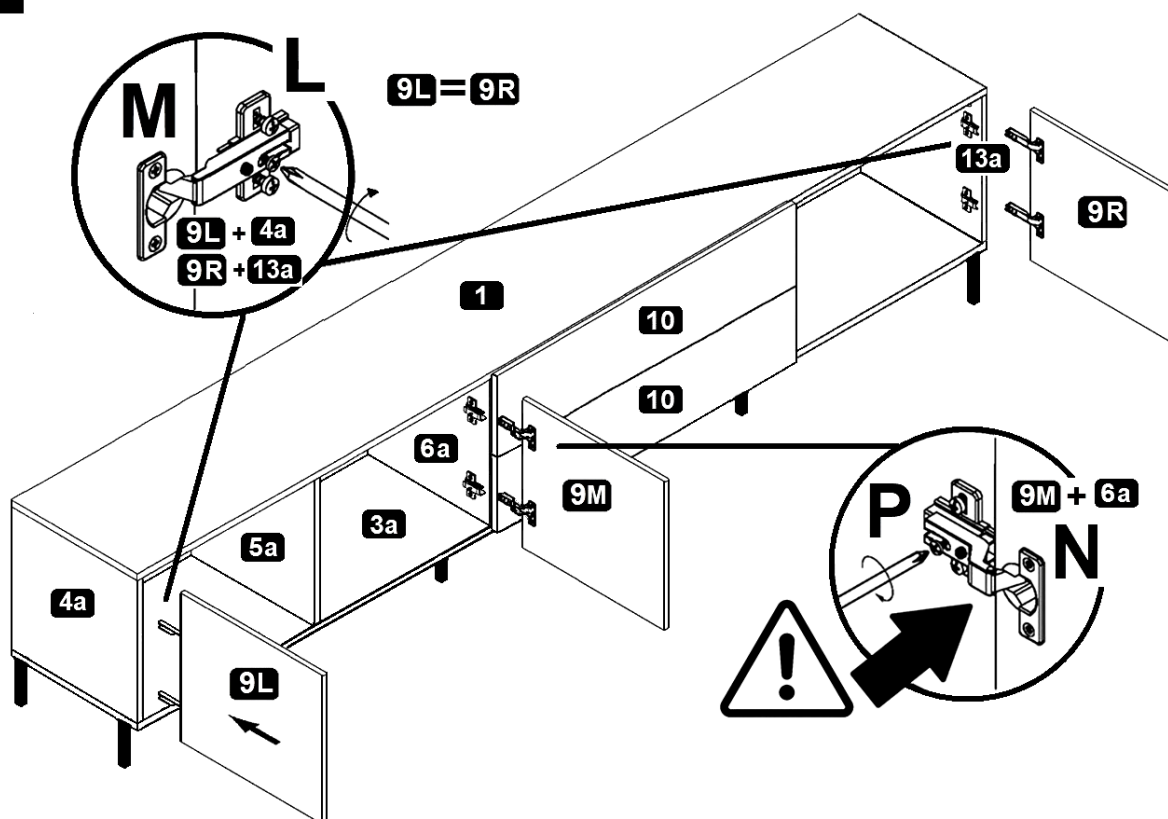
(RU) **Asamblarea picioarelor metalice**



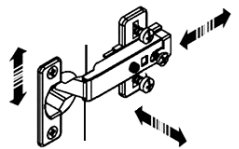



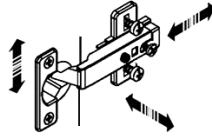
8

M4,0 x 9 mm
 4x





 10 / 10 	
	
<p>(D) Türen einstellen (Scharniere justieren)</p> <p>(GB) Adjusting the doors (adjusting the hinges)</p> <p>(FR) Régler les portes (ajuster les charnières)</p> <p>(IT) Sistemare le porte (regolare le cerniere)</p> <p>(NL) Deuren instellen (scharnieren afstellen)</p> <p>(PL) Nastawić drzwi (wyregulować zawiasy)</p>	<p>(CZ) Vyrovnajte dvířka (seřid'te závěsy)</p> <p>(RO) Nastavenie dverí (nastavenie závesov)</p> <p>(HU) Állítsa be az ajtókat (állítsa be a zsanérokot)</p> <p>(SK) Reglare uši (ajustare balamale)</p> <p>(TR) Kapıların ayarlanması (menteşelerin seviye ayarı)</p> <p>(RU) Регулировка дверей (регулировка шарнира)</p>



(D) Türen einstellen
(Scharniere justieren)

(GB) Adjusting the doors
(adjusting the hinges)

(FR) Régler les portes
(ajuster les charnières)

(IT) Sistemare le porte
(regolare le cerniere)

(NL) Deuren instellen
(scharnieren afstellen)

(PL) Nastawić drzwi
(wyregulować zawiasy)

(CZ) Vyrovnajte dvířka
(seřid'ťe závěsy)

(RO) Nastavenie dverí
(nastavenie závesov)

(HU) Állítsa be az ajtókat
(állítsa be a zsanérokot)

(SK) Reglare uši
(ajustare balamale)

(TR) Kapıların ayarlanması
(menteşelerin seviye ayarı)

(RU) Регулировка дверей
(регулировка шарнира)

