



BLUES  
8141/2503  
2501/8142



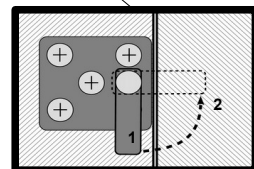
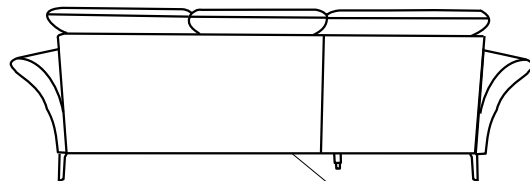
- |           |  |           |   |
|-----------|--|-----------|---|
| <b>D</b>  | MONTAGEANLEITUNG<br>BEDIENUNGSANLEITUNG                | <b>GB</b> | ASSEMBLY INSTRUCTIONS<br>INSTRUCTION MANUAL         |
| <b>NL</b> | HANDLEIDING VOOR DE MONTAGE<br>GEBRUIKSAANWIJZING      | <b>PL</b> | INSTRUKCJA MONTAŻU<br>INSTRUKCJA OBSŁUGI            |
| <b>TR</b> | MONTAJ TALIMATI<br>KULLANIM KLAVUZU                    | <b>RU</b> | ИНСТРУКЦИЯ ПО МОНТАЖУ<br>ИНСТРУКЦИЯ ПО ЭКСПЛУАТАЦИИ |
| <b>RO</b> | INSTRUCȚIUNI DE INSTALARE<br>INSTRUCȚIUNI DE UTILIZARE | <b>IT</b> | ISTRUZIONI DI MONTAGGIO<br>MANUALE DI ISTRUZIONI    |
| <b>FR</b> | NOTICE DE MONTAGE<br>MANUEL INSTRUCTIONS               | <b>SK</b> | MONTÁŽNY NÁVOD<br>NÁVOD NA POUŽITIE                 |
| <b>HU</b> | KÖZGYŰLÉS UTASÍTÁSOK<br>KEZELÉSI UTASÍTÁS              | <b>CZ</b> | MONTÁŽNÍ NÁVOD<br>NÁVOD K POUŽITÍ                   |
| <b>SI</b> | NAVODILA ZA MONTAŽO<br>NAVODILA ZA UPORABO             | <b>PT</b> | INSTRUÇÕES DE MONTAGEM<br>MANUAL DO USUÁRIO         |
| <b>ES</b> | INSTRUCCIONES DE MONTAJE<br>MANUAL DEL USUARIO         | <b>HR</b> | UPUTE ZA MONTAŽU<br>UPUTE ZA UPOTREBU               |





240425



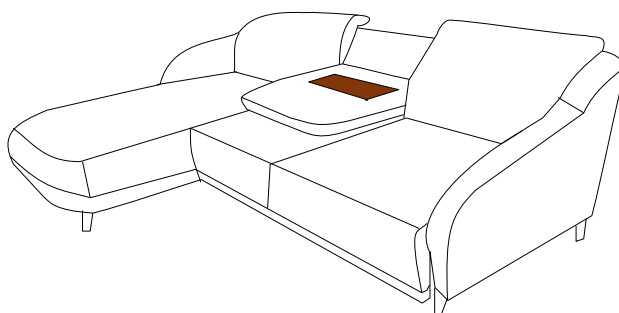
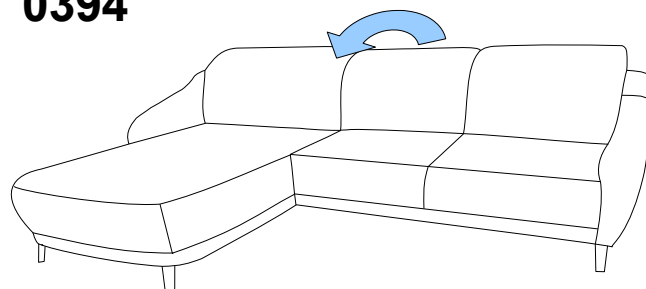

**0074 (0047)**





**0074 (0047)**




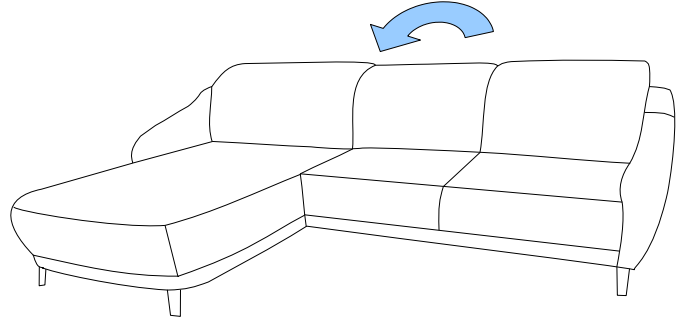
**0394**



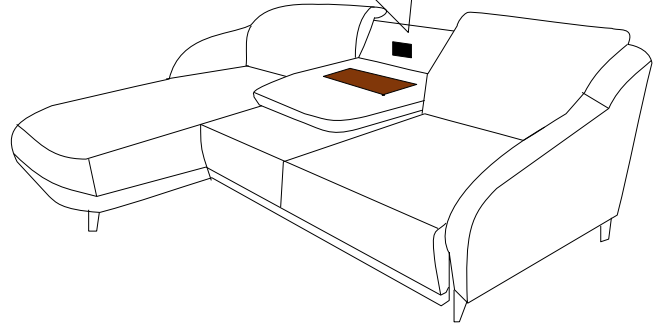
**0394**





**0317 (0132)**


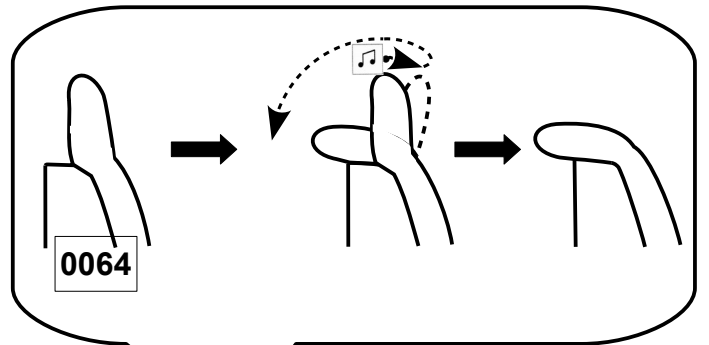


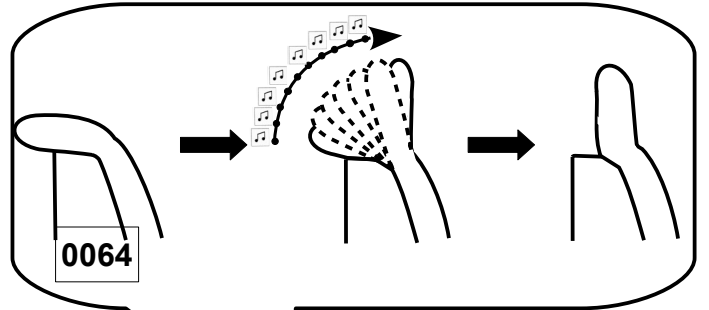


**0317 (0132)**



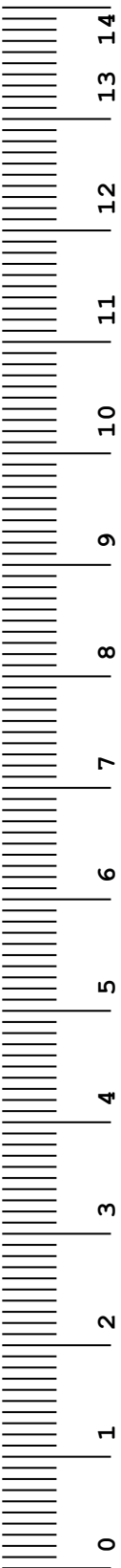
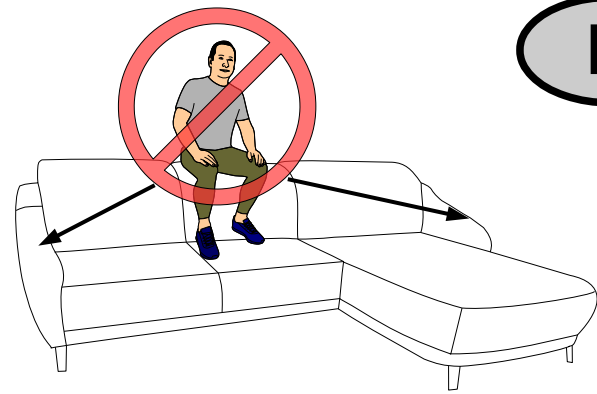
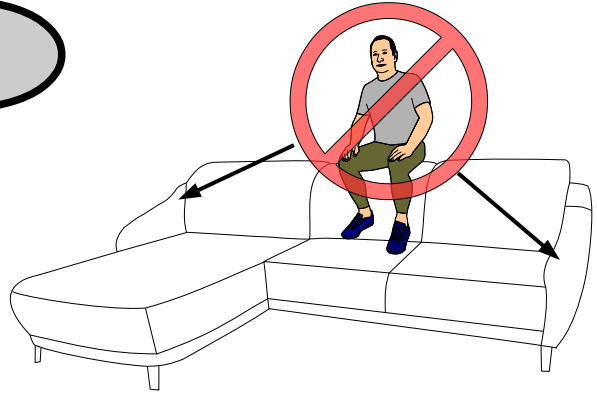







0064

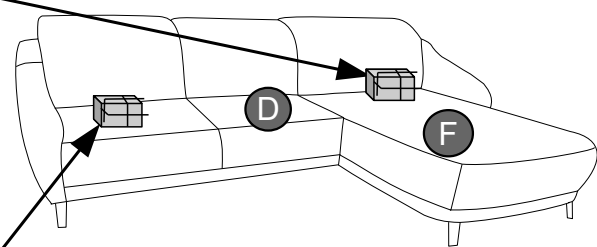
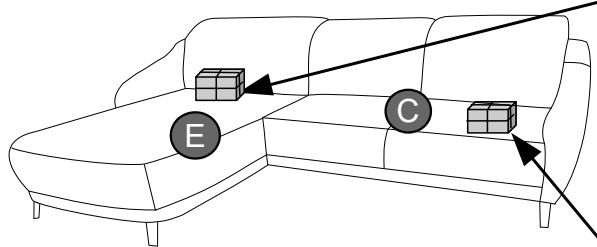





L

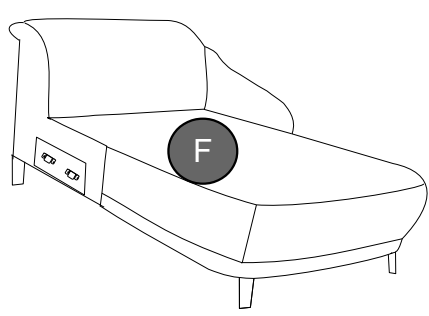
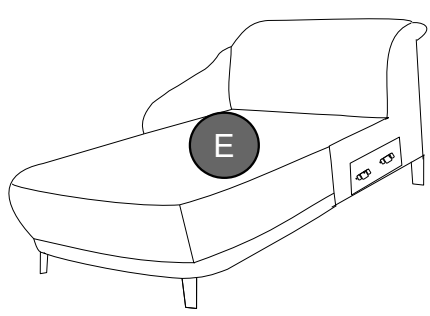
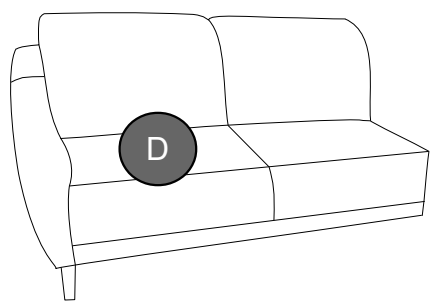
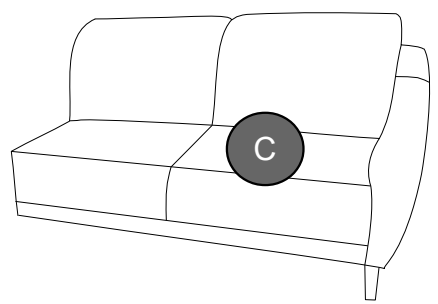
R








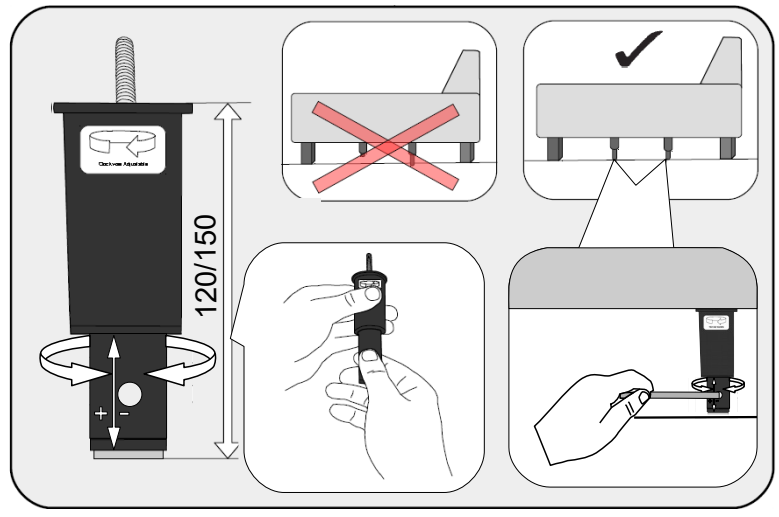
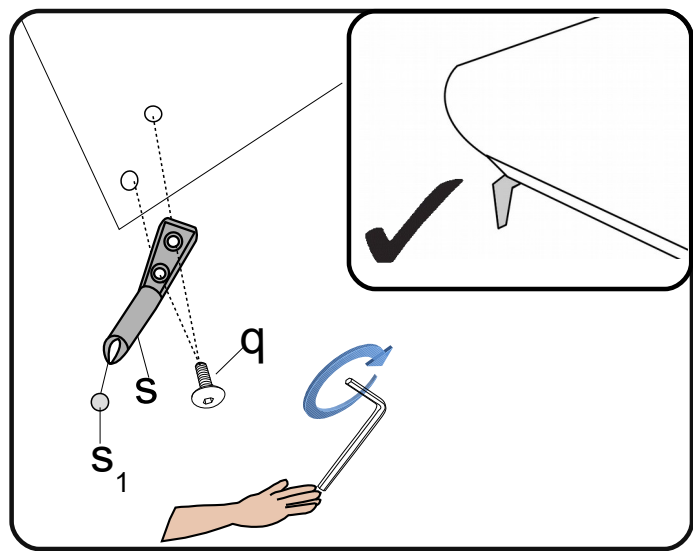
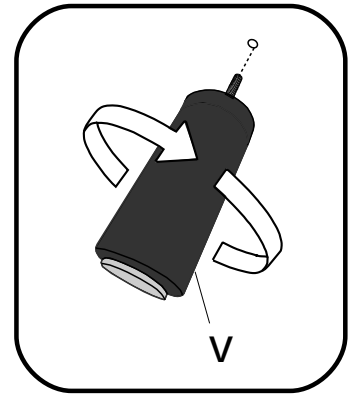
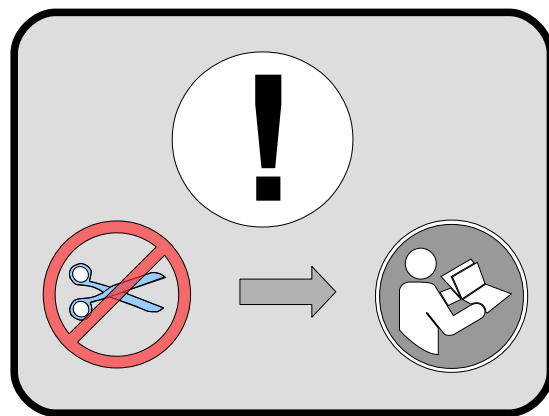
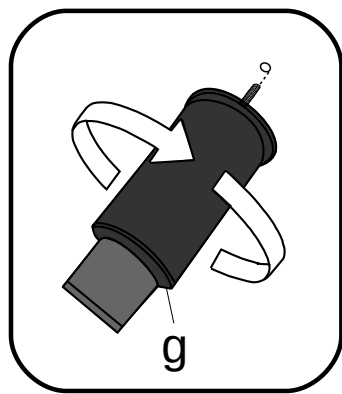
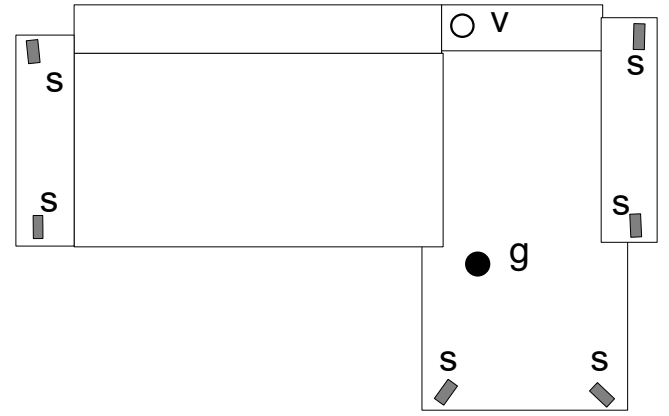
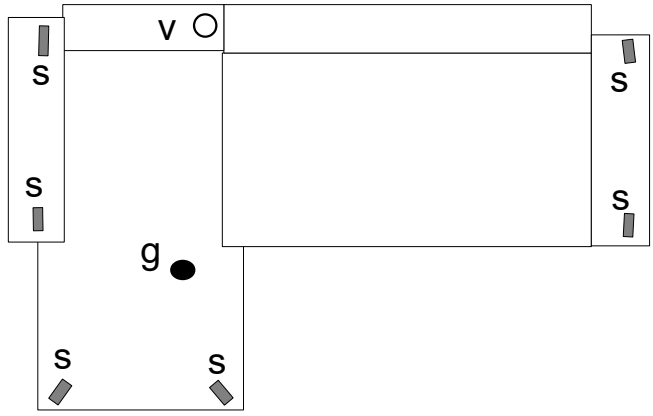


|   |  |   |   |  |
|---|--|---|---|--|
| <b>v</b> H-120/150<br> | <b>g</b> H120-150<br> | <b>i</b> L-5<br> | <b>S</b> H-120/150<br><br><b>s</b> <sub>1</sub> | <b>q</b> M8*35 [mm]<br> |
| X1  | X1   | X1  | X4  | X8   |

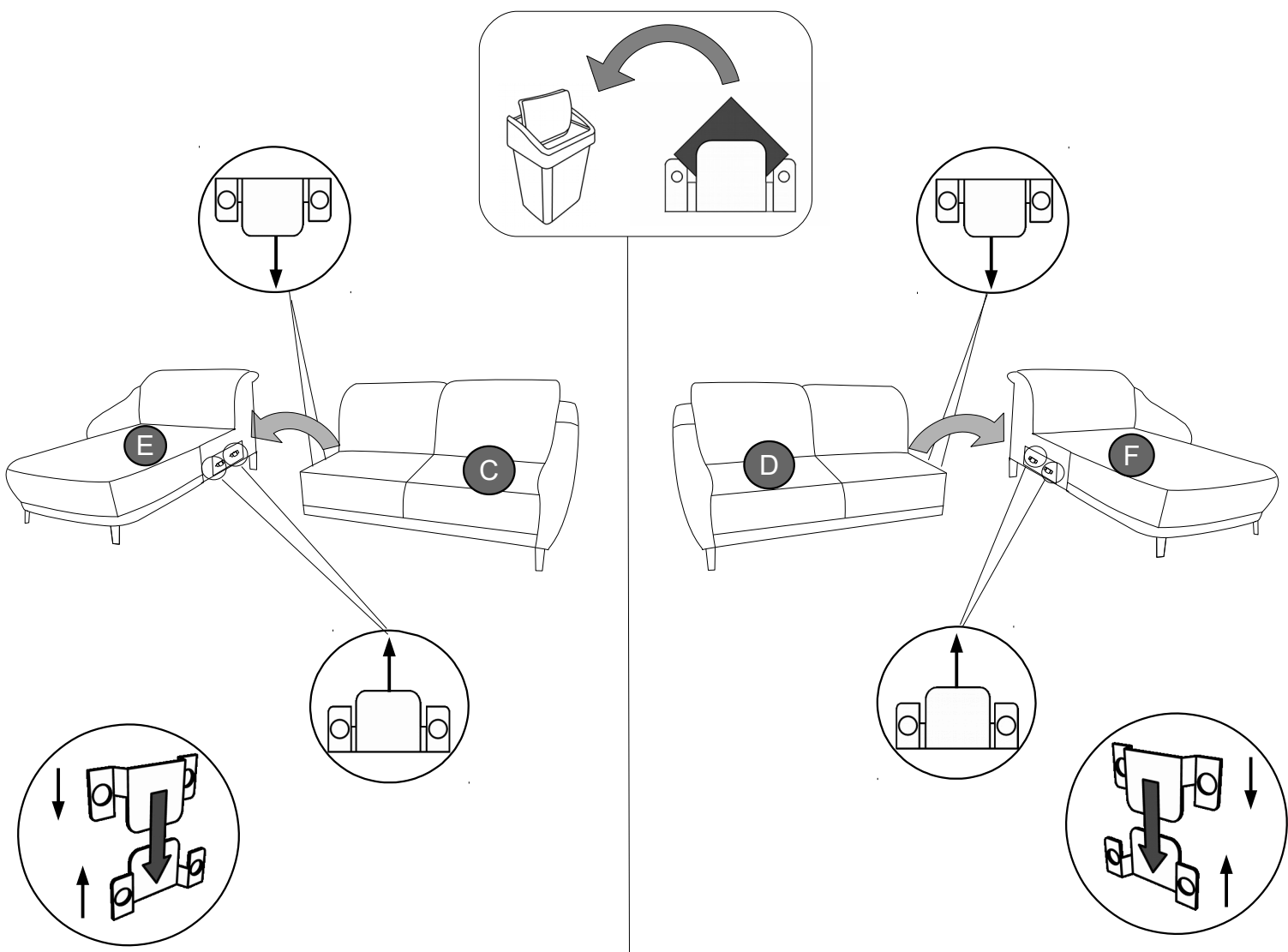


|   |  |   |
|---|--|---|
| <b>i</b> L-5<br> | <b>S</b> H-120/150<br><br><b>s</b> <sub>1</sub> | <b>q</b> M8*35<br> |
| X1  | X2   | X4  |

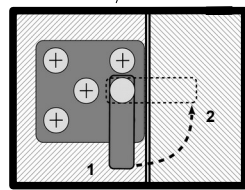
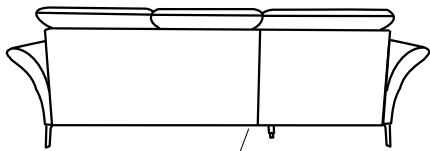


|  |   |   |  |   |
|--|---|---|--|---|
| <b>V</b> H-120/150<br> | <b>g</b> H120-150<br> | <b>i</b> L-5<br> | <b>S</b> H-120/150<br> | <b>q</b> M8*35<br> |
| X1   | X1  | X1  | X6   | X12   |



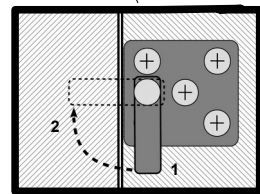
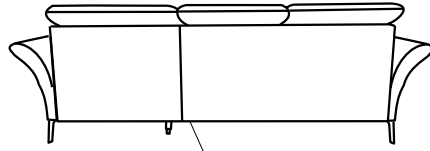





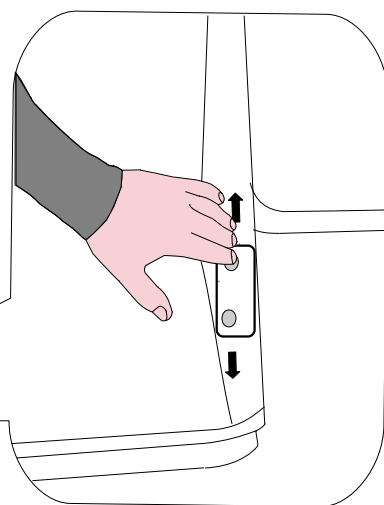
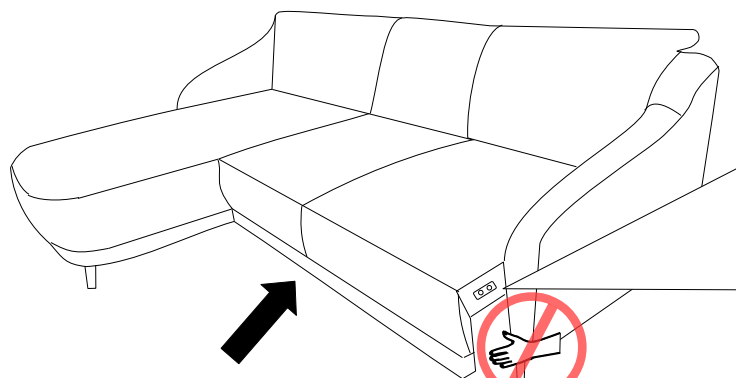

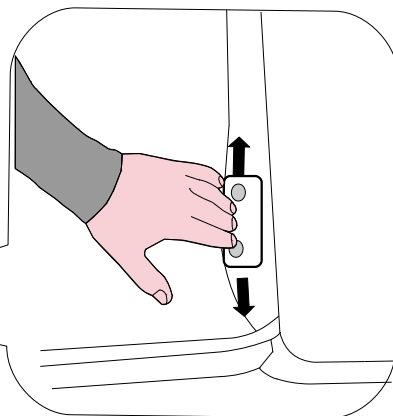
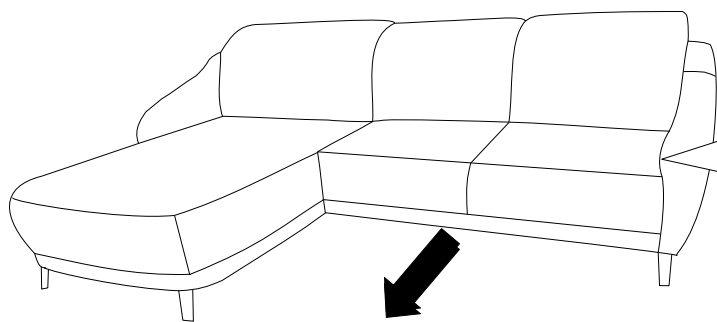
**0074 (0047)**



**0074 (0047)**



0074 (0047)



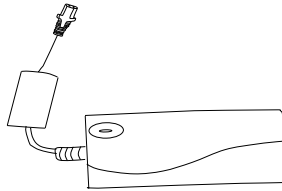


b 120 cm



x1

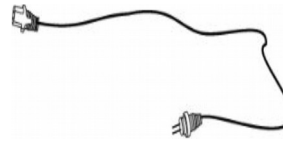
g 30 cm



Input: 100-240V~,50/60Hz,1.6A  
Output: 29V=2A

x1

C 320 cm

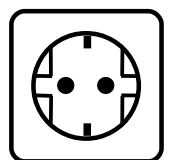
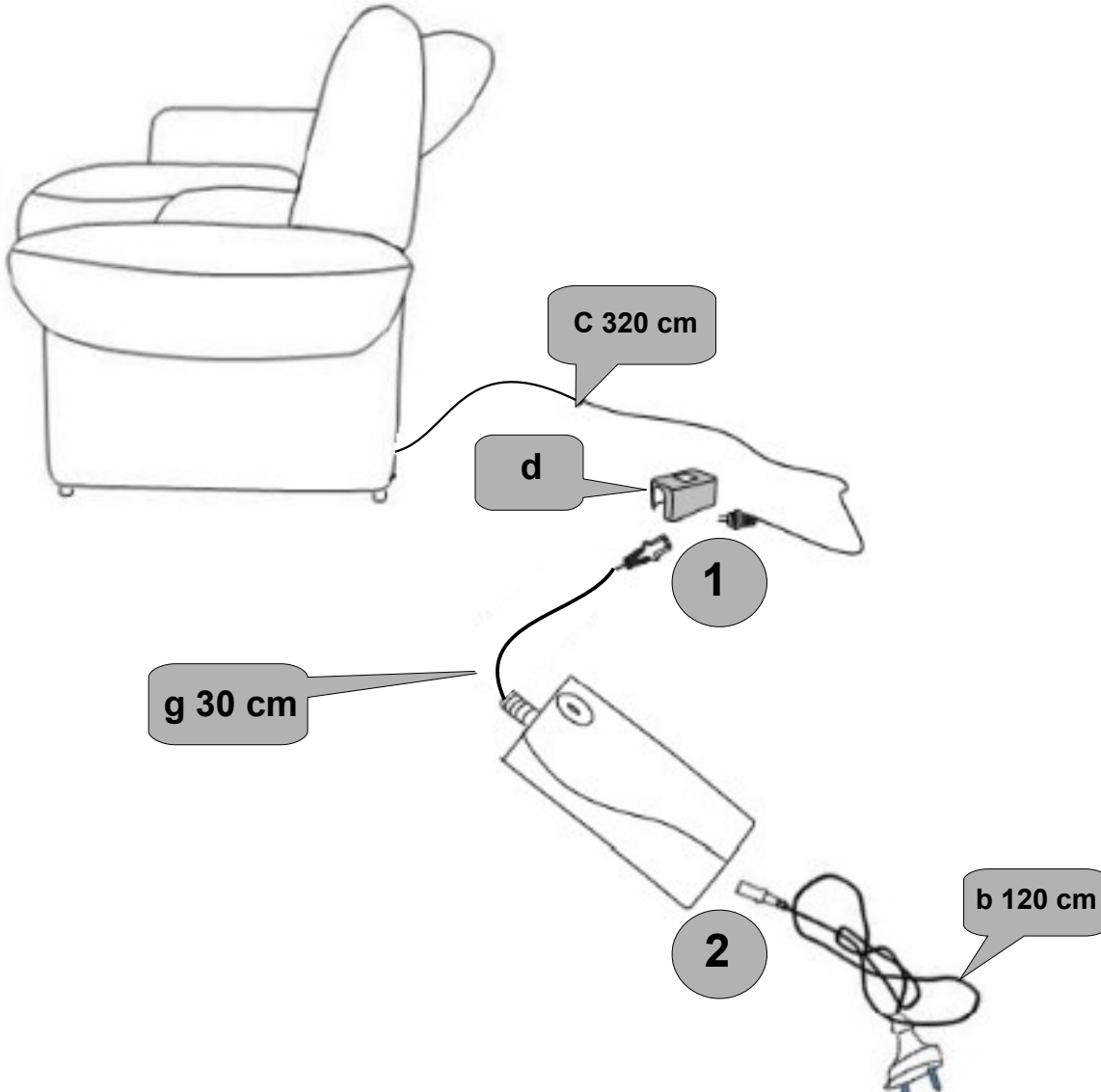


x1

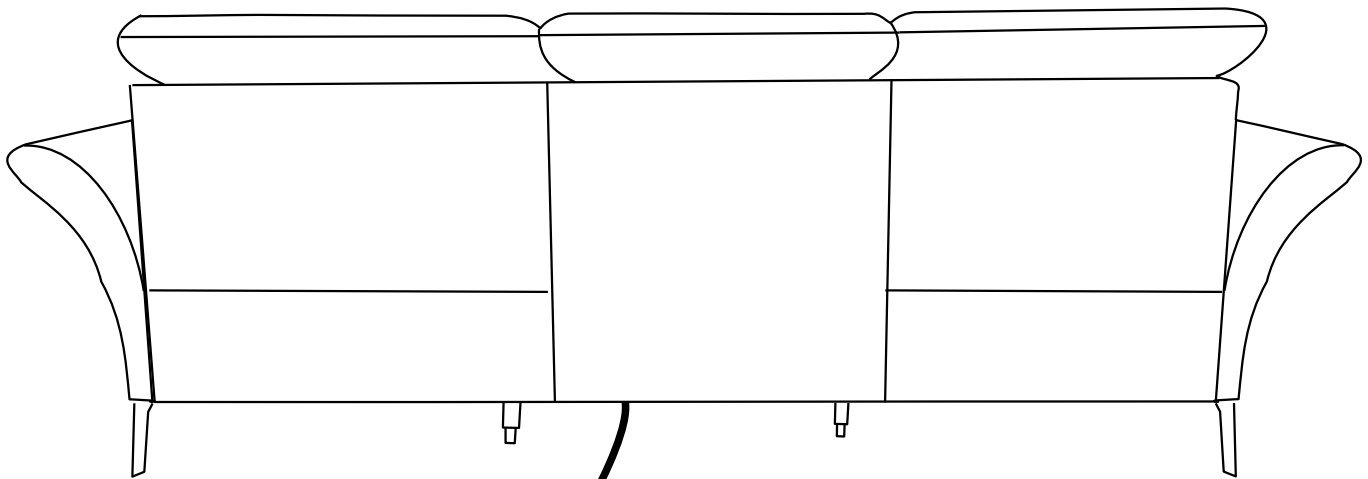
d



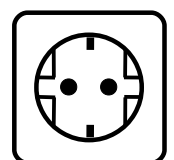
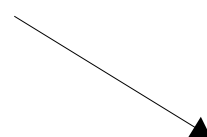
x1



**0317 (0132)**



**2,5 m**



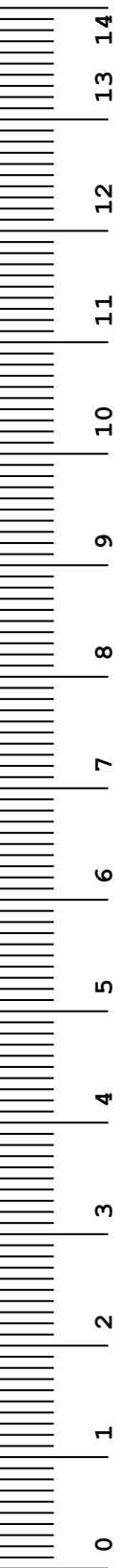


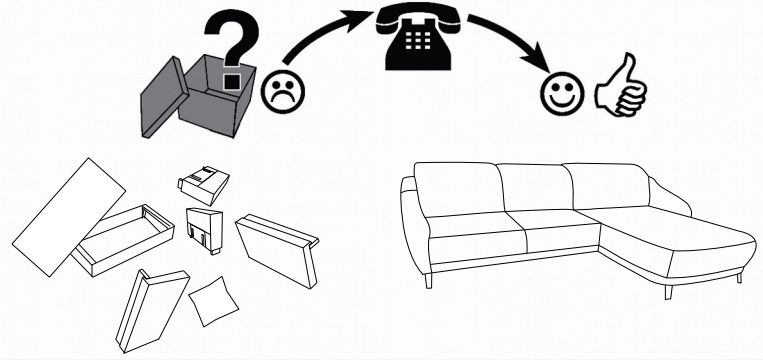
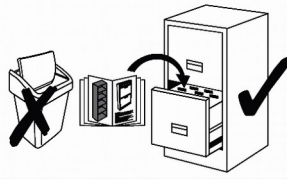
**220 V 50 HZ - EU**

**CE 0132**

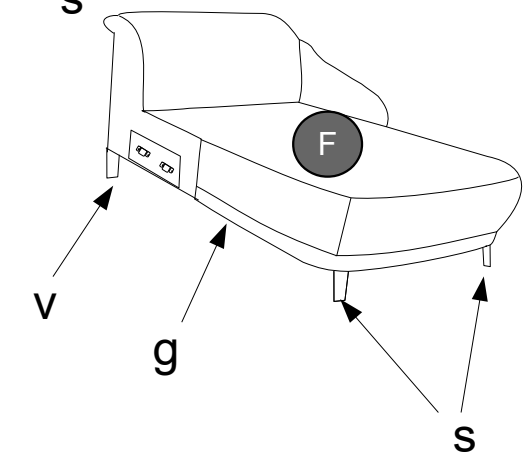
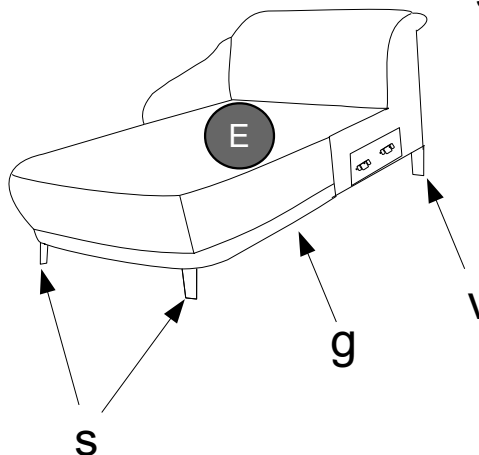
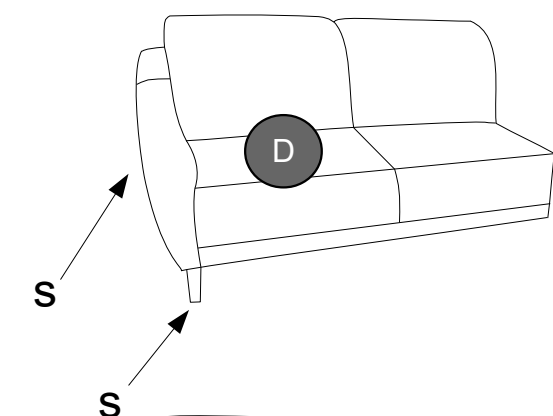
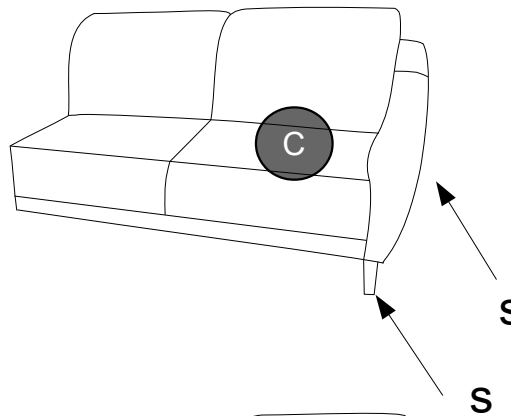
Name · Naam · Nazwa · İsim · Название · Nume · Nome · Názov · Názov ·  
 Název · Neve

**BLUES**

Typ · Type · Tip · Тип · Tipo · Típus



|                        |                        |                        |                    |              |              |              |      |
|------------------------|------------------------|------------------------|--------------------|--------------|--------------|--------------|------|
| <b>V</b> H-120/150<br> | <b>g</b> H-120-150<br> | <b>S</b> H-120/150<br> | <b>q</b> M8*35<br> | <b>d</b><br> | <b>b</b><br> | <b>g</b><br> | [mm] |
|------------------------|------------------------|------------------------|--------------------|--------------|--------------|--------------|------|



**EU- KONFORMITÄTSERKLÄRUNG**

## DECLARATION OF CONFORMITY

|                                       |  |
|---------------------------------------|--|
| <b>Erzeugnis</b><br>Product           | <b>Polstermöbel mit Steckdose</b>  |
| <b>Typenbezeichnung</b><br>Model/Type | <b>1000,1094,1100,1194,1200,1222,1230,1232,1294,1300,<br/>1394,2094,2100,2194,2200,2294,2300,2394,2501,2502,<br/>2503,2590,2591,2593,2594,3000,3094,3100,3200,3206,<br/>3260,3294,3300,3394,5410,5411,5412,5413,5414,5415,<br/>6086,8100,8141,8142,8191,8300,9192,</b> |
| <b>Funktion</b><br>Function           | <b><u>0132</u></b>   |

Die alleinige Verantwortung für die Ausstellung dieser Konformitätserklärung trägt der Hersteller:  
*This declaration of conformity is issued under the sole responsibility of the manufacturer:*

**Hersteller (Firma und Ort)** **Steinpole Central Services Sp. z o.o.**  
 Manufacturer (Name and place) ul. Fabryczna 13 ; PL-69-110 Rzepin

Der oben beschriebene Gegenstand der Erklärung erfüllt die einschlägigen Harmonisierungs-  
 rechtsvorschriften der Gemeinschaft:  
*The object of the declaration described above is in conformity with the relevant Union harmonisation  
 legislation:*

|                    |                                  |                            |
|--------------------|----------------------------------|----------------------------|
| <b>2006/42/EG</b>  | <b>Maschinenrichtlinie</b>       | <b>Machinery directive</b> |
| <b>2014/30/EU</b>  | <b>EMV-Richtlinie</b>            | <b>EMC directive</b>       |
| <b>2014/35/EU</b>  | <b>Niederspannungsrichtlinie</b> | <b>LVD directive</b>       |
| <b>2011/65/EU</b>  | <b>RoHS Richtlinie</b>           | <b>RoHS directive</b>      |
| <b>2009/125/EG</b> | <b>ErP Richtlinie</b>            | <b>ErP directive</b>       |

Es wird die Übereinstimmung mit weiteren, ebenfalls für das Produkt geltenden harmonisierten  
 Normen oder normativen Bestimmungen erklärt:  
*The following harmonised standards and normative documents are those to which the product's  
 conformance is declared:*

EN 60335-1:2012+A11:2014+A13:2017+A1:2019+A14:2019+A2:2019  
 EN 55014-1:2017/A11:2020 EN 55014-2:1997+A1:2001+A2:2008  
 EN 61000-3-2:2014 EN 61000-3-3:2013  
 EN 62233:2008 EN IEC 63000:2018

Rzepin, 20.06.2022

  
 Jürgen Müßmann  
 Geschäftsführer

  
 Uwe Gröfe  
 Prokurent

Steinpole Central Services Sp. z o.o. / ul. Fabryczna 13 / PL 69-110 Rzepin  
 KRS 0000214998 / Kapitał zakł. PLN 39.367.000 / NIP (EU) PL 8971698160 / Regon 933008924  
 Telefon: +48 95 7132 400 / Fax: +48 95 7132 401 / E-Mail: info@steinpole.com.pl  
 MBANK SA; PLN 59 1140 1137 0000 3045 1100 1001 / EUR 32 1140 1137 0000 3045 1100 1002



**EU- KONFORMITÄTSERKLÄRUNG**  
DECLARATION OF CONFORMITY

**Erzeugnis** / Product **Polstermöbel mit elektrischen Sitzfunktionen Vorziehsitz**

**Typenbezeichnung** **1051,1053,1100,1300,2000,2100,2200,2300,2500,2501,2502,2503,3000,3100,3200,3202,3300,4101,4301,8100,8119,8300,8319**

**Funktion/** Function **0014,0047,0140**

Die alleinige Verantwortung für die Ausstellung dieser Konformitätserklärung trägt der Hersteller:  
*This declaration of conformity is issued under the sole responsibility of the manufacturer:*

**Hersteller (Firma und Ort)** **Steinpol Central Services Sp. z o.o.**  
Manufacturer (Name and place) ul. Fabryczna 13; PL-69-110 Rzepin

Der oben beschriebene Gegenstand der Erklärung erfüllt die einschlägigen Harmonisierungsrechtsvorschriften der Gemeinschaft:

*The object of the declaration described above is in conformity with the relevant Union harmonisation legislation:*

|                                   |                                  |                            |
|-----------------------------------|----------------------------------|----------------------------|
| <b>2006/42/EG</b>                 | <b>Maschinenrichtlinie</b>       | <b>Machinery Directive</b> |
| <b>2012/19/EU</b>                 | <b>WEEE-Richtlinie</b>           | <b>WEEE Directive</b>      |
| <b>2014/30/EU</b>                 | <b>EMV-Richtlinie</b>            | <b>EMC Directive</b>       |
| <b>1907/2006/EC</b>               | <b>REACH</b>                     | <b>REACH</b>               |
| <b>2014/35/EU</b>                 | <b>Niederspannungsrichtlinie</b> | <b>LVD Directive</b>       |
| <b>2001/95/EC</b>                 | <b>Sicherheits-Richtlinie</b>    | <b>Safety Directive</b>    |
| <b>2011/65/EU&amp;2015/863/EU</b> | <b>RoHS Richtlinie 2/3</b>       | <b>RoHS Directive</b>      |
| <b>2019/1021/EU</b>               | <b>EU-POP</b>                    | <b>EU-POP</b>              |
| <b>2009/125/EG:2009</b>           | <b>ErP Richtlinie</b>            | <b>ErP Directive</b>       |
| <b>2013/35/EU</b>                 | <b>EMF Richtlinie</b>            | <b>EMC Directive</b>       |

Es wird die Übereinstimmung mit weiteren, ebenfalls für das Produkt geltenden harmonisierten Normen oder normativen Bestimmungen erklärt:

*The following harmonised standards and normative documents are those to which the product's conformance is declared:*

|   |  |                          |
|---|--|--------------------------|
| EN 60335-1:2012+A11:2014+A13:2017+A1:2019+A14:2019+A2:2019+A15:2021 |  |                          |
| EN 60335-2-29:2004+A2:2010+A11:2018                                 |  | DIN EN 1725:1998-02      |
| EN 55014-1:2017/A11:2020  | EN 55014-2:1997+A1:2001+A2:2008            | EN 61000-3-2:2014        |
| EN 61000-3-3:2013   | EN 62233:2008                              | EN IEC 63000:2018        |
| EN 50564:2011   | EN 61204-3:2000                            | EN 62368-1:2014+A11:2017 |
| DIN EN 50563:2014-09  | EG.Regulation 1275/2008+801/2012+2019/2021 | DIN EN 12520:2016-03     |
| DIN EN 13759:2012-06  | EN 1022 - 2019-04                          | DIN EN 1728:2014-02      |
| EN 62321-1:2013   | EN 62321-2:2014                            | EN 62321-3-1:2014        |
| EN 62321-4:2014+A1:2017   | EN 62321-5:2014                            | EN 62321-6:2015          |
| EN 62321-7-1:2015   | EN 62321-7-2:2017                          | EN 62321-8:2017          |
| IEC 60335-2-116:2019  |  |                          |

Rzepin, 23.02.2023

Jürgen Mußmann  
GeschäftsführerUwe Gräfe  
Prokurent

#### DE

Bitte achten sie darauf, dass Ihre Kinder nicht mit Mechanik dieses Möbelstückes spielen.  
Halten Sie Hände und Füße von der Mechanik fern, das Fußteil senkt sich beim Schließen.  
Verlassen Sie da Möbel immer in einer aufrechten, geschlossenen Position.  
Die Funktion sollte nur vom Nutzer des Möbelstückes bedient werden.

#### PL

Proszę uważać, aby Państwa dzieci nie bawiły się mechanizmem mebla.  
Oddalić nogi i ręce od mechanizmu, część nóżki opuszcza się przy zamknięciu.  
Pozostawić mebel zawsze we właściwej i zamkniętej pozycji.  
Funkcja powinna być obsługiwana tylko przez użytkownika mebla.

#### GB

Do not allow children to play on this mechanized furniture or operate the mechanism.  
Legrest folds down on closing so that a child could possibly be injured.  
Always leave in an upright and closed position.  
Keep hand and feet clear of mechanism. Only the occupant should operate it.

#### CZ

Dávejte pozor, aby vaše děti nehrají s mechanismem nábytku.  
Chraňte před nohou a rukou mechaniky, část nohy listky na zavření.  
Ponechte kus nábytku je vždy v právu a uzavřenou polohou.  
Funkce by měla být podporována pouze uživatelem nábytku.

#### SK

Dávajte pozor, aby vaše deti nehrajú s mechaniky nábytku.  
Chráňte pred nôh a rúk mechaniky, časť nohy listky na zatvorenie.  
Ponechajte kus nábytku je vždy v práve a uzavretou polohou.  
Funkcia by mala byť podporovaná len užívateľom nábytku.

#### RO

Legyen óvatos, hogy a gyermekek ne játsszanak a mechanika a bútorok.  
Tartsa távol kezeit és lábait a mechanika, a láb egy részét elhagyja a zárás napján.  
Hagyja a bútordarab mindig a jobb és egy zárt helyzet.  
A funkció támogatni kell csak a felhasználó a bútorok.

#### HU

Fii atent că copiii dumneavoastră nu se joacă cu mecanica de mobilier.  
Ține departe de picioare și mâini ale mecanicii, parte a piciorului pleacă la închidere.  
Lasă piesa de mobilier este întotdeauna în dreapta și o poziție închisă.  
Funcția trebuie să fie susținută numai de către utilizatorul de mobilier.

#### IT

Non permettere ai bambini di giocare o azionare il meccanismo.  
Chiudendolo le gambe restano piegate e quindi un bambino può ferirsi.  
Lasciare sempre il meccanismo in posizione verticale e chiuso.  
Tenere mani e piedi lontano dal meccanismo.  
Solo l'occupante può azionarlo.

#### FR

Faites attention s'il vous plaît, pour que vos enfants ne jouent pas à la mécanique du meuble.  
Éloigner les jambes et les mains de la mécanique, une partie de la jambette s'abaisse pendant la fermeture.  
Laisser le meuble toujours dans une position propre et fermée.  
La fonction devrait être utilisé uniquement par l'utilisateur du meuble.

#### TR

Çocukların bu mobilya mekanizması ile oynaması veya kullanması yasaktır. Bacak dinlendirme fonksiyonu aşağı katlandığı için çocuklar yaralanabilir. Her zaman dik ve kapalı konumda bırakmalıdır. El ve ayaklar mekanizmadan uzak tutulmalıdır. Sadece oturan kişi kullanılmalıdır.

#### RU

Будьте осторожны, что ваши дети не играли с механизмом мебели.  
Хранить вдали от рук и ног от механизма, часть ноги оставляет при закрытии.  
Оставьте мебель всегда в праве и закрытом положении.  
Функция должна поддерживаться только пользователем мебели.

#### NL

Laat kinderen niet op dit mechanische meubel spelen of het mechanisme in werking zetten.  
De benen steun vouwt naar beneden zodat een kind mogelijk verwond kan raken.  
Laat de benen steun in een rechte en gesloten stand.  
Houd handen en voeten weg van het mechanisme.  
Enkel diegene die in de zetel zit, mag het mechanisme in werking zetten/bedienen.